

## COMPANY PRESENTATION

### 19<sup>th</sup> Annual Bioshares Investor Conference

**PERTH, Australia, 08 August 2025:** Artrya Limited (ASX: AYA) (**Artrya** or the **Company**), a medical technology company commercialising its Salix® AI-powered cloud platform, for the near real time, point of care assessment and management of coronary artery disease, announces that John Konstantopoulos, Co-Founder and CEO will be providing a Presentation at the 19<sup>th</sup> Annual Bioshares Investor Conference in Hobart on 8 August 2025.

The Company's Presentation is **attached**.

- Ends -

This ASX Announcement is authorised for release by the Board of Artrya Limited.

#### About Artrya

Artrya Limited (ASX: AYA) is an Australian medical technology company developing AI-powered solutions to improve the detection and management of coronary artery disease. Its proprietary software analyses coronary CT scans to Identify key biomarkers of heart disease, supporting clinicians in diagnosing patients more accurately and efficiently. Artrya's mission is to advance cardiac care through Innovative technology, with regulatory and commercial activities underway across key international markets.

For more information visit [www.artrya.com](http://www.artrya.com) or follow us on LinkedIn at [www.linkedin.com/company/artrya](http://www.linkedin.com/company/artrya)

#### Forward Looking Statements

This Announcement may contain forward-looking statements, including estimates, projections and other forward-looking information (**Estimates** and **Projections**). Forward-looking statements can generally be identified by the use of forward-looking words such as “expect”, “anticipate”, “likely”, “intend”, “should”, “could”, “may”, “predict”, “plan”, “propose”, “will”, “believe”, “forecast”, “estimate”, “target”, “outlook”, “guidance” and other similar expressions within the meaning of securities laws of applicable jurisdictions and include, but are not limited to, indications of, or guidance or outlook on, future earnings or financial position or performance of Artrya. The Estimates and Projections are based on information available to Artrya as at the date of the Announcement, are based upon management’s current expectations, estimates, projections, assumptions and beliefs in regards to future events in respect to Artrya’s business and the industry in which it operates which may in time prove to be false, inaccurate or incorrect. The Estimates and Projections are provided as a general guide and should not be relied upon as an indication or guarantee of future performance. The bases for these statements are subject to risk and uncertainties that might be out of control of Artrya and may cause actual results to differ from the Announcement. No representation, warranty, or guarantee, whether express or implied, is made or given by Artrya in relation to any Estimates and Projections, the accuracy, reliability, or reasonableness of the assumptions on which the Estimates and Projections are based, or the process of formulating any Estimates and Projections, including that any Estimates and Projections contained in this Announcement will be achieved. Artrya takes no responsibility to make changes to these statements to reflect change of events or circumstances after the release.

**For more information:**

**Corporate Enquiries**

**Investor & Media Enquiries**

**John Konstantopoulos**

Co-Founder and Chief Executive Officer

Tel: +61 8 6478 7816

Email: [contact@artrya.com](mailto:contact@artrya.com)

**David Allen or John Granger**

Hawkesbury Partners

Tel: +61 499 100 038 or +61 410 577 155

Email: [investors@artrya.com](mailto:investors@artrya.com)

For personal use only

# ARTRYA

(ASX: AYA)

## Bioshares Presentation

Advancing commercialisation

8 August 2025

Not for Release to U.S. wire services or distribution in the United States



Coronary  
Artery Disease  
We See You

# Important Notice

## IMPORTANT NOTICE AND DISCLAIMER

These presentation materials have been prepared by Artrya Limited (**Artrya or Company**). By receiving the Presentation Materials, you acknowledge and represent to the Company that you have read, understood and accepted the terms of this disclaimer. You must read this important notice before you attempt to access the Presentation Materials. The information on this page is not part of the Presentation Materials. If you do not understand it, you should consult your professional adviser without delay.

## NOT AN OFFER

These Presentation Materials are for information purposes only. The Presentation Materials do not comprise a prospectus, product disclosure statement or other offering document under Australian law (and will not be lodged with the Australian Securities and Investments Commission) or any other law.

The Presentation Materials also do not constitute or form part of any invitation, offer for sale or subscription or any solicitation for any offer to buy or subscribe for any securities nor shall they or any part of them form the basis of or be relied upon in connection therewith or act as any inducement to enter into any contract or commitment with respect to securities. In particular, these Presentation Materials do not constitute an offer to sell or a solicitation to buy, securities in the United States of America. In particular, these Presentation Materials may not be released to U.S. wire services or distributed publicly in the United States.

These Presentation Materials have been prepared for publication in Australia and may not be released to US wire services or distributed in the United States. These Presentation Materials do not constitute an offer to sell, or a solicitation of an offer to buy, securities in the United States or any other jurisdiction. Any securities described in these Presentation Materials have not been, and will not be, registered under the U.S. Securities Act of 1933 and may not be offered or sold in the United States except in transactions exempt from, or not subject to, the registration requirements of the US Securities Act and applicable U.S. state securities laws.

The distribution of these Presentation Materials in other jurisdictions outside Australia may also be restricted by law and any such restrictions should be observed. Any failure to comply with such restrictions may constitute a violation of applicable securities laws. By accepting this document, you represent and warrant that you are entitled to receive such presentation in accordance with the above restrictions and agree to be bound by the limitations contained therein. For further information, see the section titled "International Offer Restrictions".

## NOT INVESTMENT ADVICE

The Presentation Materials are not investment or financial product advice (nor tax, accounting or legal advice) and are not intended to be used for the basis of making an investment decision. Recipients should obtain their own advice before making any investment decision.

## SUMMARY INFORMATION

The Presentation Materials do not purport to be all inclusive or to contain all information about the Company or any of the assets, current or future, of the Company.

The Presentation Materials contain summary information about the Company and its activities which is current as at the date of the Presentation Materials. The information in the Presentation Materials is of a general nature and does not purport to contain all the information which a prospective investor may require in evaluating a possible investment in the Company or that would be required in a prospectus or product disclosure statement or other offering document prepared in accordance with the requirements of Australian law or the laws of any other jurisdiction, including the United States of America.

The Company does not undertake to provide any additional or updated information whether as a result of new information, future events or results or otherwise.

## FORWARD LOOKING STATEMENTS

Certain statements contained in the Presentation Materials, including information as to the future financial or operating performance of the Company and its business operations, are forward looking statements. Such forward looking statements:

- are necessarily based upon a number of estimates and assumptions that, while considered reasonable by the Company, are inherently subject to significant technical, business, economic, competitive, political and social uncertainties and contingencies;
- involve known and unknown risks and uncertainties that could cause actual events or results to differ materially from estimated or anticipated events or results reflected in such forward-looking statements; and may include, among other things, statements regarding estimates and assumptions in respect of prices, costs, results and capital expenditure, and are or may be based on assumptions and estimates related to future technical, economic, market, political, social and other conditions.

The Company disclaims any intent or obligation to publicly update any forward-looking statements, whether as a result of new information, future events or results or otherwise.

The words "believe", "expect", "anticipate", "indicate", "contemplate", "target", "plan", "intends", "continue", "budget", "estimate", "may", "will", "schedule" and similar expressions identify forward looking statements.

All forward looking statements contained in the Presentation Materials are qualified by the foregoing cautionary statements. Recipients are cautioned that forward looking statements are not guarantees of future performance and accordingly recipients are cautioned not to put undue reliance on forward looking statements due to the inherent uncertainty therein.

## NO LIABILITY

The Company has prepared the Presentation Materials based on information available to it at the time of preparation. No representation or warranty, express or implied, is made as to the fairness, accuracy or completeness of the information, opinions and conclusions contained in the Presentation Materials. To the maximum extent permitted by law, the Company, its related bodies corporate (as that term is defined in the *Corporations Act 2001*(Cth) (**Corporations Act**)) and the officers, directors, employees, advisers and agents of those entities do not accept any responsibility or liability including, without limitation, any liability arising from fault or negligence on the part of any person, for any loss arising from the use of the Presentation Materials or its contents or otherwise arising in connection with it.

THIS PRESENTATION HAS BEEN APPROVED FOR RELEASE BY THE BOARD OF ARTRYA LIMITED

For personal use only



# Reshaping the future of heart care

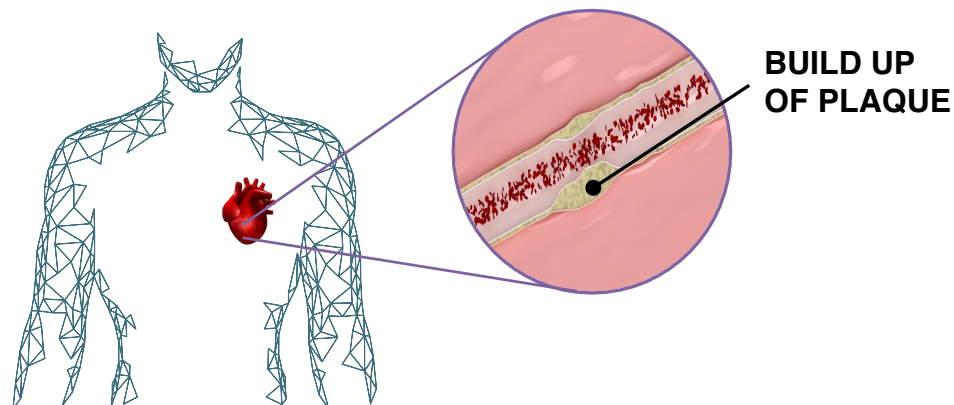
Our mission is to save lives through  
faster and more accurate detection of  
coronary artery disease

ARTRYA®

# Highlights

Salix<sup>®</sup> is a point-of-care solution that enhances clinician decision making and improves patient outcomes

- 1 Every 40 seconds in the US, someone suffers a heart attack. More people die from coronary artery disease than all cancers combined.
- 2 Artrya's cloud-based, AI-driven Salix<sup>®</sup> platform analyses CCTA scans and delivers real-time insights into high-risk plaque, the main cause of heart attacks, addressing a diagnostic gap that has remained unchanged for decades.
- 3 We are focused on a large U.S. market, with minimal competition, attractive reimbursement, and a greenfield market.
- 4 Salix<sup>®</sup> Coronary Anatomy - **FDA cleared**, Salix<sup>®</sup> Coronary Plaque - FDA review, expected clearance 3Q25, Salix<sup>®</sup> Coronary Flow expected clearance 1Q26
- 5 **U.S. commercial traction** started. First U.S. agreement, a 5-year commercial contract with Tanner Health. Additional agreements in pipeline
- 6 Commercial agreements in place with large Australian radiology companies, including Sonic Healthcare Radiology and Lumus Imaging



High Risk Plaque is difficult to see and rarely reported

# Coronary artery disease is a large and growing health challenge

Cardiovascular Disease Costs will Exceed \$1 Trillion by 2035 - American Heart Association<sup>4</sup>

## US\$4.4 billion\*

### Serviceable Addressable Market (US)

U.S. patients undergoing CCTA + Plaque Assessment

### Targeted Approach in US

#### Greenfield

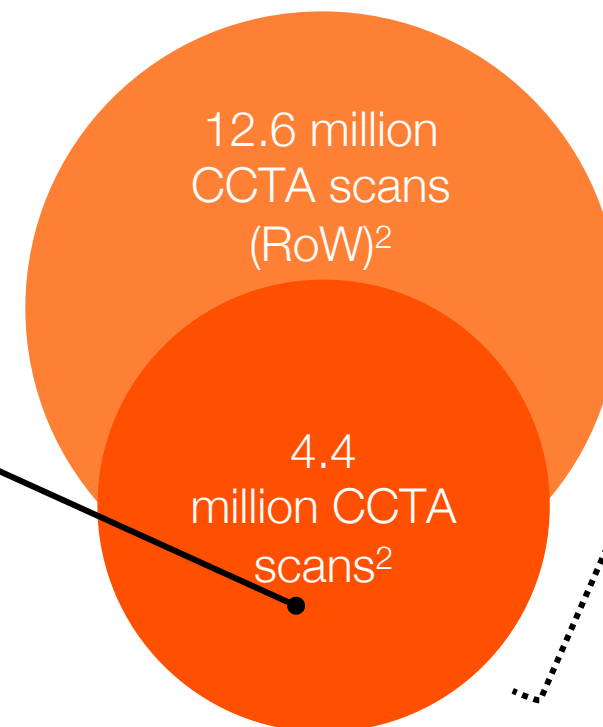
- Focus on large/medium regions and multi-facility health systems.
- Groups with simple pre-authorization and value-based care focus.

#### Replace Existing Market Share

- Target dissatisfied customers looking for point-of-care, cost-effective CCTA solutions.

#### Limited Focus

- Small, regional markets and physician practices.



## 6.2% YOY

Projected growth in Cardiac CCTA scans to 2028<sup>1</sup>

#### \* Assumptions

- National Average Medicare Rate
  - Reimbursement for Automated Plaque – US\$950 (CPT 0625T<sup>3</sup>)
  - Reimbursement for FFRCT – US\$1,017 (CPT 75580<sup>3</sup>)
- TAM estimated as total of all scans receiving Plaque reimbursement only
- FFRCT procedures have not been included in TAM

<sup>1</sup> <https://www.dicardiology.com/article/rising-demand-cardiac-ct-positions-market-major-growth>  
<sup>2</sup> Frost & Sullivan Analysis – Artrya Prospectus – <https://wcsecure.weblink.com.au/pdf/AYA/02456983.pdf>  
<sup>3</sup> <https://cardiovascularbusiness.com/topics/cardiac-imaging/cms-increases-medicare-payments-cardiac-ct-ccta>  
<sup>4</sup> Cardiovascular Disease: A Costly Burden for America – Projections Through 2035. American Heart Association.

# Current methods for diagnosing coronary artery disease are outdated

A point of care solution for rapidly diagnosing high risk plaque is a holy grail for clinicians



## Ineffective

Old methods ineffective in **detecting high-risk plaque**<sup>1</sup>



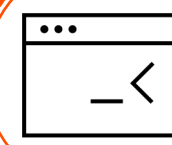
## Avoidable

**55% of invasive procedures** are unnecessary<sup>2,3,4</sup>



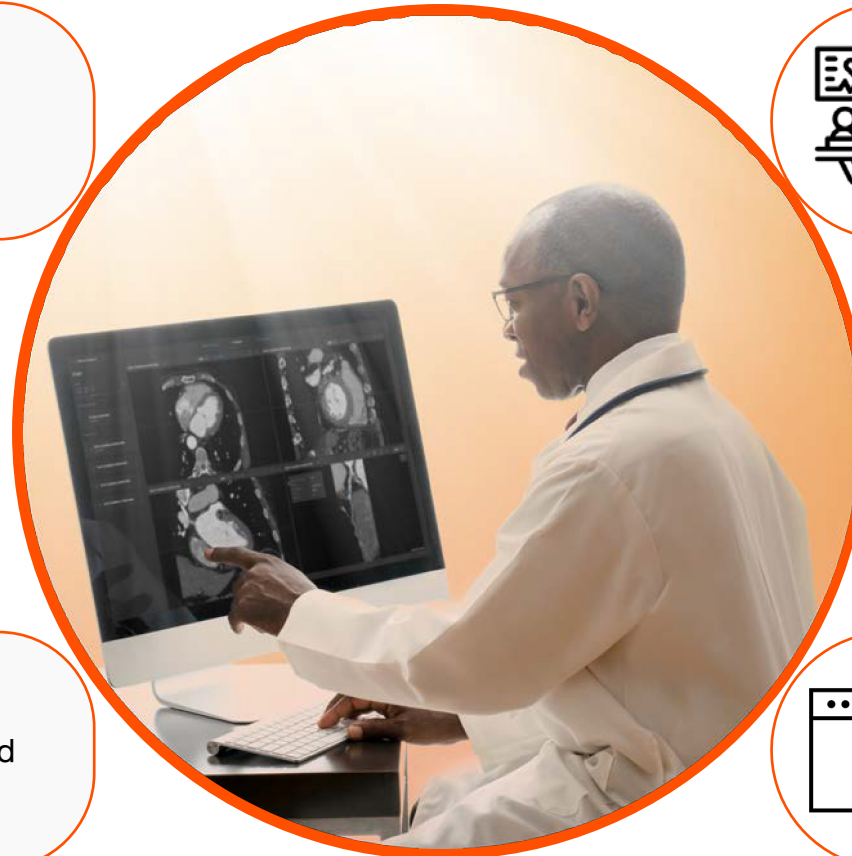
## Slow & Costly

Outdated methods are time consuming and higher cost to deliver



## Poor Control

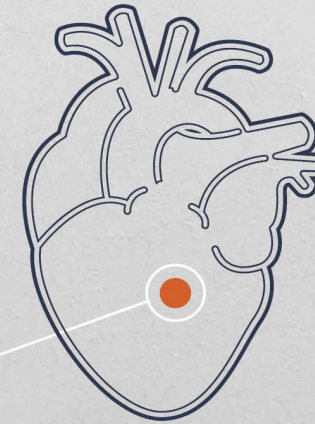
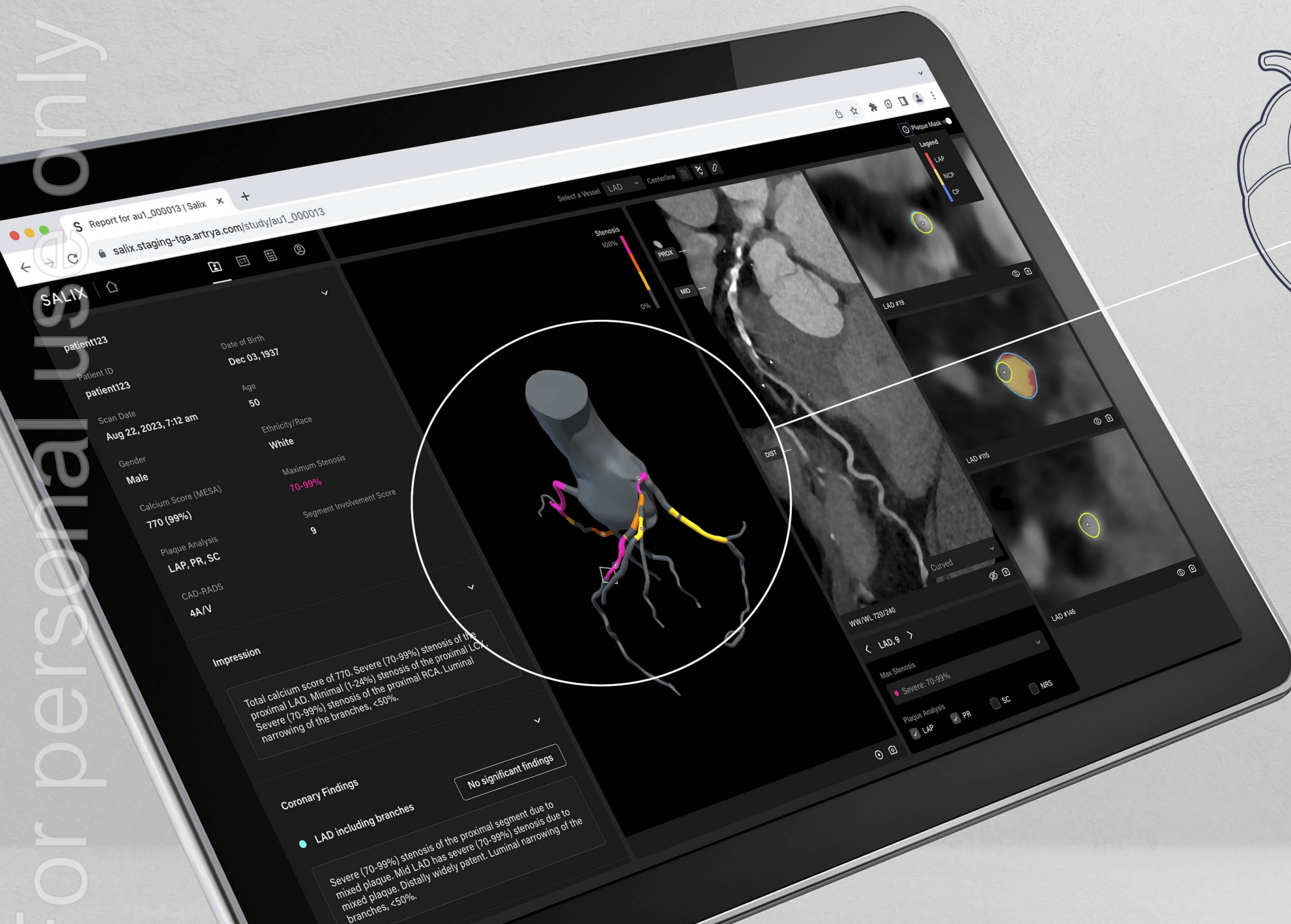
Current solutions do not allow for **real-time and point-of-care** management



1. Comprehensive plaque assessment by coronary CT angiography. Nat Rev Cardiol 11, 390–402 (2014)  
2. Low Diagnostic Yield of Elective Coronary Angiography. New England Journal of Medicine. March 11, 2010.  
3. Temporal Trends in the Frequency of Inducible Myocardial Ischemia During Cardiac Stress Testing. Journal of the American College of Cardiology (JACC). March 12, 2013.  
4. Trends in U.S. Cardiovascular Care: 2016 Report from 4 ACC National Cardiovascular Data Registries. JACC. March 2017

# Salix<sup>®</sup> is unique in providing real-time patient assessment

Clear clinical insights for coronary artery disease from a single solution



## Point of care enabling real-time plaque analysis – without humans

Analysis of CCTA scans in under 10 mins without human intervention

## Single Reporting Platform

Consolidates all CCTA reporting into a single platform - flexibility to edit assessments.

## Enhanced profitability for health systems

Point of care assessment transforms CCTA imaging into profitable modality versus cost centre

## Scalability and Enhanced efficiency

Cloud-based AI platform without human intervention allows Salix<sup>®</sup> to scale rapidly

# Salix<sup>®</sup> is a single platform solution built to scale

Software modules target the complete analysis of CCTA scans for Coronary Artery Disease

Increasing clinical utility  
& Revenue opportunity

**US\$1,017**

CPT1 Per scan<sup>1</sup>

+

**US\$950**

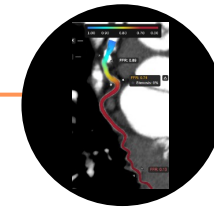
CPT1 Per scan<sup>1</sup>

+

**US\$325**

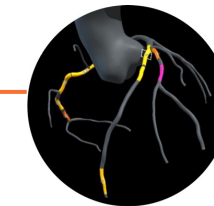
CPT1 Per scan<sup>1</sup>

**Salix<sup>®</sup> Coronary Flow Module**  
Non-invasive Blood Flow Assessment



- **Final validation stage – anticipated submission to FDA in 4Q 2025**
- Avoids unnecessary invasive angiograms

**Salix<sup>®</sup> Coronary Plaque Module**  
Detailed Plaque Characterisation, Dispersion & Stenosis



- **Submitted to FDA for review – launch planned 3Q 2025**
- Quantify and characterise plaque in the arteries

**Salix<sup>®</sup> Coronary Anatomy Platform**  
Core Platform – enables Plaque Visualisation, Workflow Optimisation, Physician Productivity, CCTA Reporting



- **FDA cleared – Launched commercially in the U.S.**
- **Core Platform** for real time, whole heart characterisation

# Salix® platform successfully launched in the U.S.

Tanner Health collaboration partnership to validate and integrate



Improving the health of our community in all we do

## Integrated and Live from July 2025

- ▶ 5-year Commercial Agreement – US\$0.6M
- ▶ Monthly subscription and future fee per scan revenues
- ▶ 5 Hospitals, cardiovascular centres, 30 practices
- ▶ Live in clinical workflow – PACS + EMR

*...we believe Artrya's Salix® platform with its AI-powered, user friendly and near real-time outcomes, provides our clinicians with another key tool to help detect heart disease earlier and save lives*

- Loy Howard, President and CEO of Tanner Health

## Next U.S. launch partners

- ▶ Cone Health and Northeast Georgia Health System have been key U.S. validation partners since 2024
- ▶ Work underway to integrate and go live shortly
- ▶ Each will also execute a Commercial Agreement
- ▶ Three U.S. launch partners – medium sized hospitals all moving to CCTA scans as first line

# Attractive SaaS pricing builds recurring revenues

Subscription and fee-per-analysis pricing model with a highly attractive revenue-sharing structure

## Revenue Model



### Single platform – Tiered subscription

Analyse and report on CCTA scans - easy to integrate new modules to platform on FDA clearances



### Fee-per-scan

Each module has Category 1 CPT reimbursement code

## Customer Value Proposition



### Salix<sup>®</sup> is a Complete solution

A single CCTA reporting platform which enhances clinician efficiency and productivity



### Strong health economics

CCTA Imaging becomes a hospital profit centre. Eliminates cost duplication and total cost of care



### Advancing patient care

Early detection and intervention when required – saving lives and improving quality of life

# Flagship Novel Plaque Study – SAPPHIRE

Salix-based Analysis of Plaque to identify Patients at Higher Risk of Events

**The SAPPHIRE study will validate the novel Salix plaque analysis to identify patients at risk of heart attack and improve treatment.**

## Overview of Study

- 8 – 10 high volume U.S. Centres
- For patients who are at increased risk for atherosclerotic cardiovascular disease
- 3-phased retrospective study
- Focus on Phase 1 and Phase 2 initially

## Clinical and Commercial Benefits

1. Predict future adverse events and improve treatment.
2. Build clinical awareness and credibility in US
3. Accelerate commercial adoption in US hospitals

# Key Takeaways

Salix<sup>®</sup> is a point-of-care solution that enhances clinician decision making and improves patient outcomes

- 1 | Transitioned from development to commercialisation
- 2 | Large growing market in the U.S. with established reimbursement codes
- 3 | Salix<sup>®</sup> platform live in the U.S. – generating revenues with a clear pathway to grow
- 4 | FDA clearances of Salix<sup>®</sup> modules will drive increased revenue opportunity
- 5 | Well positioned with best-in-class product

[www.artrya.com](http://www.artrya.com)

**Corporate Enquiries**

**John Konstantopolous**

Co-Founder and Chief Executive Officer

Tel: +61 8 6478 7816

Email: [contact@artrya.com](mailto:contact@artrya.com)

**Investor & Media Enquiries**

**David Allen or John Granger**

Hawkesbury Partners

Tel: +61 499 100 038 or +61 410 577 155

Email: [investors@artrya.com](mailto:investors@artrya.com)

