



**CLEAN ENERGY &  
CARBON ABATEMENT**

**FY25 Results Presentation**

**12 AUGUST 2025**

# Disclaimer

This document has been prepared by LGI Limited ACN 138 085 551 (LGI or the Company) to provide summary information about the Company and its associated entities. This document is issued on a confidential basis and for information purposes only. The information in this document remains subject to change without notice. The Company has no obligation to update or correct this document.

This document is intended only for those persons to whom it is delivered personally by or on behalf of the Company. Specifically, this document is provided to you as a person who is either:

- a holder of an Australian financial services licence or an authorised representative of such a licensee, and are also either a “professional investor” or “sophisticated investor” (as those terms are defined in sections 709(11) and 708(8) respectively of the Corporations Act 2001 (Cth) (Corporations Act)) and in each case who is also a “wholesale investor” (as defined in section 761A of the Corporations Act), to whom a prospectus is not required to be given under Chapter 6D of the Corporations Act; or
- if you are outside Australia, you are a person to whom the provision of the information in this document is permitted by laws of the jurisdiction in which you are situated without the need for registration, lodgement or approval of a formal disclosure document or any other filing or formality in accordance with the laws of that foreign jurisdiction.

If you are not such a person, you are not entitled to receive this document, and you must promptly return all materials received from the Company (including this document) without retaining any copies. By receiving this document you warrant that you are an investor within the scope of the above paragraphs and that you accept this document on the basis set out in this document.

## Confidentiality

This document, its contents and any information provided or discussed in connection with it are strictly private and confidential and may not be reproduced, redistributed or passed on, directly or indirectly, to any other person or published, quoted or referred to, in whole or in part, for any purpose, without the prior written consent of the Company. Distribution of this document may be restricted or prohibited by law. Any failure to comply with such restrictions may constitute a violation of applicable securities law.

Acceptance of delivery (whether electronically or otherwise) of any part of this document by you constitutes unconditional acceptance of the terms and conditions of this document.

## Not an offer document

This document does not constitute and should not be considered as an offer to sell, or a solicitation of any offer to buy, or an invitation or recommendation to subscribe for or purchase, or to make any commitments for or in respect of, any securities or any other investment products in the Company in any jurisdiction. Neither this document nor anything contained in it forms the basis of any contract or commitment and no agreement to subscribe for securities will be entered into on the basis of this document. Securities of the Company have not been, and will not be, registered under the U.S. Securities Act or the securities laws of any state or other jurisdiction of the United States. Accordingly, any such securities may not be offered or sold, directly or indirectly, in the United States unless they have been registered under the U.S. Securities Act (which the Company has no obligation to do or procure) or are offered and sold pursuant to an exemption from, or in a transaction not subject to, the registration requirements of the U.S. Securities Act and any other applicable state securities laws.

This document is not a prospectus, disclosure document, product disclosure statement or other offering document under Australian law or under any other law. It does not contain all of the information necessary to make an investment decision or that would be required to be disclosed in a prospectus prepared in accordance with the Corporations Act. This document has not been and will not be filed with or approved by any regulatory authority in Australia, including Australian Securities and Investments Commission (ASIC), or any other jurisdiction.

## No reliance

The information contained in this document is for informational purposes only and is not investment or financial product advice and is not intended to be relied upon as the basis for an investment decision, and is not, and should not be assumed to be, complete. It is provided for information purposes only. Any investment is subject to various risks, some of which may be outlined in this document. All such risks should be carefully considered by prospective investors before they make any investment decision. You are not entitled to rely on this document and neither the Company or any of its directors, officers, employees, partners, representatives, shareholders, members, related bodies corporate, agents or advisers (including, without limitation, none of the advisers nor their related bodies corporate (as defined in the Corporations Act), shareholders or affiliates, nor any of their respective officers, directors, employees, affiliates, partners, representatives, consultants, agents or advisers, (together the Advisers)) (each a Party) guarantees or makes any representations or warranties, express or implied, as to or takes responsibility for, the currency, accuracy, reliability, completeness or fairness of this document nor the information, opinions and conclusions contained in this document.

To the maximum extent permitted by law, each Party expressly disclaims any and all liability (whether direct, indirect, consequential or contingent), including, without limitation, any liability arising out of fault or negligence on the part of any person, for any expenses, damages, costs or loss arising from the use of information contained in this document including redouncements or warranties or in relation to the accuracy or completeness of the information, statements, opinions or matters,

express or implied, contained in, arising out of or derived from, or for omissions from, this document including, without limitation, any financial information, any estimates or projections and any other financial information derived therefrom. The Company has not carried out due diligence investigations in connection with the preparation of this document, nor has it verified any of the contents of this document. You must consider your own financial situation, objectives and needs and conduct your own independent investigations, assessments and enquiries, including obtaining investment, legal, tax, accounting and other such advice as you consider necessary or appropriate. This document should not be relied on by the recipient in considering the merits of any particular transaction.

None of the Advisers have authorised, permitted or caused the issue or lodgement, submission, dispatch or provision of this document and there is no statement in this document which is based on any statement made by any of the Advisers. To the maximum extent permitted by law, each of the Advisers expressly disclaims all liabilities in respect of, and make no redouncements regarding, and take no responsibility for, any part of this document.

None of the Company nor any of the Parties act, or are responsible, as a fiduciary to you, your directors, officers, employees, affiliates, partners, representatives, consultants, agents, advisers, securityholders, creditors or any other person. You and each of the Company and the other Parties expressly disclaim any fiduciary relationship. The Company and the other Parties are relying on you complying with this important notice and disclaimer and on the truth and accuracy of the representations, warranties, undertakings and acknowledgments given by you. Past performance information provided in this document may not be a reliable indication of future performance. Nothing contained in this document nor any information made available to you is or shall be relied upon as a promise, representation, warranty or guarantee as to the past, present, or future performance of the Company, or that any investment will or is likely to achieve profits or losses similar to those achieved in the past, or that significant losses will be avoided. Statements contained in this document that are not historical facts are based on current expectations, estimates, projections, opinions and beliefs of the Company. Such statements involve known and unknown risks, uncertainties and other factors, and undue reliance should not be placed thereon.

## Forward looking statements

This document contains certain forward looking statements and comments about future events. Forward looking statements can generally be identified by the use of forward looking words such as, “expect”, “anticipate”, “likely”, “intend”, “should”, “could”, “may”, “predict”, “plan”, “propose”, “will”, “believe”, “forecast”, “estimate”, “goals”, “aims”, “target” and other similar expressions within the meaning of securities laws of applicable jurisdictions. Indications of, and guidance or outlook on, future earnings or financial position or performance are also forward-looking statements. Forward-looking statements involve known and unknown risks, significant uncertainties, assumptions, contingencies, and other factors, many of which are outside the control of the Company, are subject to change without notice, and may involve significant elements of subjective judgement and assumptions as to future events which may or may not be correct, and which may cause the actual results or performance of the Company to be materially different from any results or performance expressed or implied by such forward-looking statements. As such, any forward looking statements are provided as a general guide only and should not be relied on as an indication or guarantee of future performance. No representation, warranty or undertaking is made that any projection, forecast, assumption or estimate contained in this document should or will be achieved. The Company disclaims any obligation or undertaking to disseminate any updates or revisions to any forward looking statements in this document to reflect any change in expectations in relation to any forward looking statements or any change in events, conditions or circumstances on which any such statement is based. Certain economic and market information contained in this document has been obtained from published sources prepared by third parties and has not been verified by the Company and in certain cases has not been updated through to the date of this document.

## Miscellaneous

No person, especially those who do not have professional experience in matters relating to investments, must rely on the contents of this document. If you are in any doubt as to the matters contained in this document you should seek independent advice and/or consult your stockbroker, bank manager, solicitor, accountant or other financial adviser.

It should be remembered that the price of securities and the income from them can go down as well as up. A number of figures, amounts, percentages, estimates, calculations of value and fractions in this document are subject to the effect of rounding. Accordingly, the actual calculation of these figures may differ from the figures set out in this document.

This document may contain trademarks and trade names of third parties, which are the property of their respective owners. Third party trademarks and trade names used in this presentation belong to the relevant owners and use is not intended to represent sponsorship, approval or association by or with the Company.

## Distribution

The distribution of this document in jurisdictions outside Australia may be restricted by law. Persons who come into possession of this document who are not in Australia, should seek advice on and observe any such restrictions before reading it. Any failure to comply with such restrictions may constitute a violation of applicable securities laws. By receiving this document you are deemed to confirm, represent and warrant to the Parties that you agree to be bound by the limitations and conditions set out in this disclaimer.

## Acknowledgments

In accessing, receiving or reviewing this document, you acknowledge and agree to the foregoing terms and conditions. Any failure to comply with such terms and conditions may constitute a violation of application securities laws.

ersonal use only

# Contents

**1 Highlights**

**2 Financial Performance**

**3 Operational Performance**

**4 Projects and Strategy Update**

**5 Outlook & Guidance**

**6 Appendix**

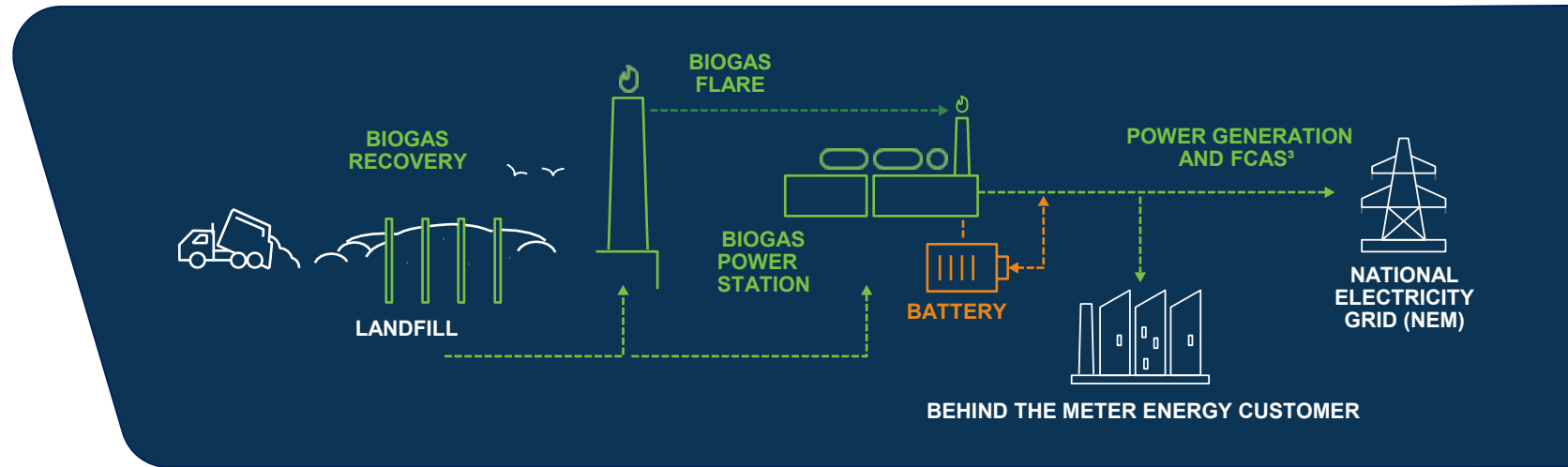


**CLEAN ENERGY &  
CARBON ABATEMENT**

# Who is LGI?

## One of Australia's leading vertically integrated landfill gas companies

Founded in 2009 (as Landfill Gas Industries Pty Ltd), LGI is an established domestic leader in the recovery of biogas from landfill, and subsequent conversion into renewable electricity and saleable environmental products



With vertically integrated operations, LGI's solutions create diversified revenue streams, generated from three key sources:

### SITE INFRASTRUCTURE AND MANAGEMENT

Installation, operation and maintenance of biogas extraction infrastructure and flaring systems for landfill owners, under service agreement only

*LGI revenue derived from fee-based work*

### GREENHOUSE GAS ABATEMENT

Installation of flaring systems on landfills for creation of ACCUs<sup>1</sup>, long-term agreements (12+ years)

*LGI revenue derived from the creation and sale of ACCUs<sup>1</sup>*

### RENEWABLE ELECTRICITY

Installation of build-own-operate power generation systems on landfills – typically long-term agreements (15+ years), with high quality customer base (majority local governments)

*LGI revenue derived from the sale of electricity, LGCs<sup>2</sup> & ACCUs<sup>1</sup>*



<sup>1</sup> Australian Carbon Credit Units (ACCU)

<sup>2</sup> Large-scale Generation Certificates (LGC)

<sup>3</sup> Frequency Control Ancillary Services (FCAS)

ersonal use only



**FY25 RESULTS**

# **FY25 Highlights**



**CLEAN ENERGY &  
CARBON ABATEMENT**



# Strong FY25 EBITDA growth, solid operating performance & momentum into FY26

Simultaneously delivering step change growth in fleet size and earning capability

## Results summary

- EBITDA up 14% pcp to \$17.4M (towards top end of guidance range<sup>1</sup>), NPAT down 3% pcp to \$6.5M
- Capex build out driving higher interest and depreciation as assets are commissioned
- Operating cash flow \$12.3M up 24% pcp, partial conversion of the ACCU bank to cash flows offset by higher interest and tax cashflow. Capex \$18.6M funded by operating cash flows \$9.2M and debt \$9.4M
- Fully Franked dividend of 1.3 cents per share taking total dividend for FY25 to 2.5 cents per share
- Signed 6 new contracts in FY25, five landfill gas right contracts and one battery contract

## Operational excellence

- Zero lost time injuries for FY25, compared to two lost time injuries pcp
- New high watermark for key operating metrics; biogas recovery up 11% pcp to 127.7 million cubic meters, supporting ACCU creation up 14% pcp to 493k, and over 109,000 MWhs produced up 13% pcp
- Generator availability 98%, increasing from 97% pcp
- While total net revenue grew by 10%, operations maintenance costs only increased 5%, increasing the gross margins

## Growth in fleet capacity

- Increased MW operating capacity to 21.1MW as at 30 June 2025, up 43 % pcp, starting FY25 with 14.7MW
- Canberra (Mugga Lane) phase 1 of upgrade, achieved a 50% increase in capacity from 4.2MWs to 6.4MWs. Phase 2 of upgrade progressing with delivery of 12MW / 24 MWh of Tesla batteries, likely commissioning in H2FY26
- Construction of the Sydney (Eastern Creek) 4.2MW power station delivered on time and on budget in June 2025, despite challenging weather conditions
- Completed new gas field installations and flare upgrades at Esk QLD, Tumut NSW and Grafton NSW, increasing ACCU sites to 16, contributing to the record ACCUs created in FY25
- Near term contracted development pipeline expands from 47MW to 56MW, including the Belrose battery project – see slide 26.

# Expanded contract development pipeline

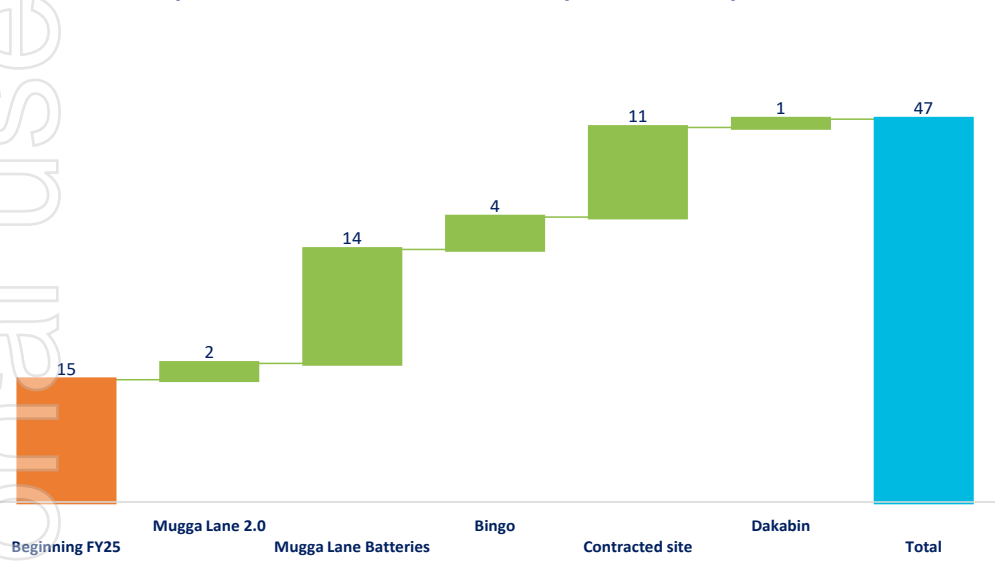
## Near-term pipeline now targeting 56 MW capacity

LGI has expanded the project pipeline of contracted, high conviction projects to be commissioned in the near term. Target capacity is now 56MWs.

LGI is adding the Belrose battery (see slide 26) capacity to the pipeline. Once conditions precedent are met, this will be a 12MW / 24MWh capacity Battery Energy Storage System (“BESS”) which LGI will build, own and operate at the closed Belrose landfill. The Belrose landfill is owned by Waste Assets Management Corporation (WAMC), a NSW Government State Owned Corporation.

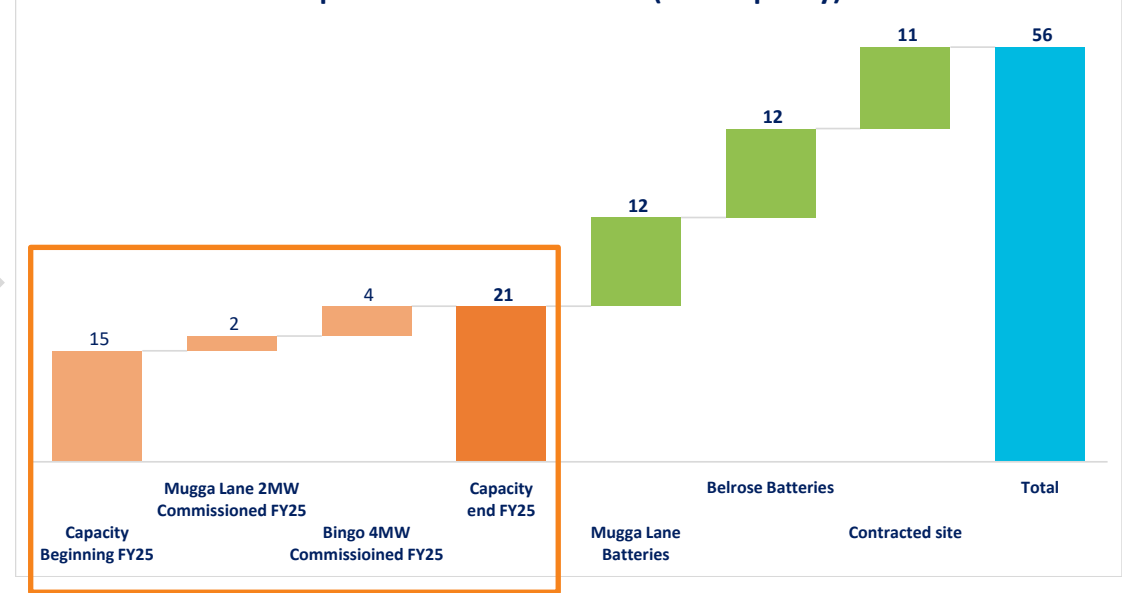
Battery product sizing has been updated by the supplier since LGI announced the original project pipeline in April 2024. The batteries are now larger per unit, with the larger batteries facilitating improved unit cost efficiencies. The Mugga Lane battery project now 12MW / 24MWh, compared to the originally quoted 14MW / 28MWh.

Pipeline announced at investor update from April 2024



Updated project pipeline

Pipeline as at 30 June 2025 (MW capacity)



**LGI increased operating MW capacity by 43% in FY25**





















# Footprint

























Growing pipeline with 6 new contracts signed in FY25 – both landfill gas rights and battery sites



34<sup>1</sup>  
Contracted sites

9  
Power Stations

16  
Carbon Credit Sites

Sites	Generators on Site	Battery	Carbon Site	Biogas Flare	Contracted Site Under Assessment
<b>QLD</b>					
Gladstone	 x 1				
Bundaberg Central					
Bundaberg West					
Bunya	 x 1	 x 1			
Caboolture	 x 2				
Chandler					
Dakabin	 x 2				
Esk					
Fitzgibbon					
Gympie					
Hervey Bay					
<b>Jandowae (signed FY25)</b>					
Maryborough	 x 2				
Nudgee					
Toowoomba	 x 1				
Upper Kedron					
<b>Warwick (signed FY25)</b>					
Willawong	 x 1				

Sites	Generators on Site	Battery	Carbon Site	Biogas Flare	Contracted Site Under Assessment
<b>ACT</b>					
Mugga Lane	 x 6	 x 6			
West Belconnen					
<b>NSW</b>					
Bathurst					
Bega					
<b>Belrose (signed FY25)</b>		 x 6			
Brou					
Eastern Creek	 x 4				
<b>Grafton (signed FY25)</b>					
Hawkesbury					
<b>Lithgow (signed FY25)</b>					
Nowra					
ShellHarbour					
Silverwater					
Surf Beach					
<b>Taree (signed FY25)</b>					
Tumut					

-  Battery site in construction or under assessment
-  Carbon site in construction or under assessment

<sup>1</sup> LGI's contract with Midcoast Council includes two sites, Taree and Tuncurry. Tuncurry is subject to feasibility assessment.

ersonal use only



FY25 RESULTS

# Financial Performance



**CLEAN ENERGY &  
CARBON ABATEMENT**



# Profitability and Return

## Increased Revenue & EBITDA

\$'000	FY25	FY24	% Change
Statutory Revenue and Other Income (excl. Interest Income)	36,789	33,310	10.4%
Net revenue (net of ACCU royalty)	33,940	30,876	9.9%
<b>Statutory and Underlying EBITDA</b>	<b>17,366</b>	<b>15,281</b>	<b>13.6%</b>
Depreciation and Amortisation	6,481	5,347	-21.2%
<b>Statutory and Underlying EBIT</b>	<b>10,885</b>	<b>9,934</b>	<b>9.6%</b>
Net Interest Expense	2,123	1,009	110.4%
Tax	2,286	2,252	1.5%
<b>Statutory and Underlying Net Profit After Tax (NPAT)</b>	<b>6,476</b>	<b>6,673</b>	<b>-3.0%</b>
EBITDA margin	51.2%	49.5%	
EBITDA growth	13.6%		
EBIT Margin	32.1%	32.2%	
EBIT Growth	9.6%		
Statutory Diluted Earnings per Share (Cents)	7.3	7.5	-2.7%
Dividend (Cents)	2.50	2.40	4.2%
Weighted average number of shares diluted	88.8	88.5	0.3%

LGI's net revenue increased 10% pcp from increased volume of all key commodities, MWhs, LGCs and ACCUs.

Step up in Depreciation and Amortisation as power station assets commissioned during FY25.

Net interest expense increased following draw down of part of the LGI debt facility.

Underlying EBITDA margin increased to above 50%, using net revenue.

# Revenue

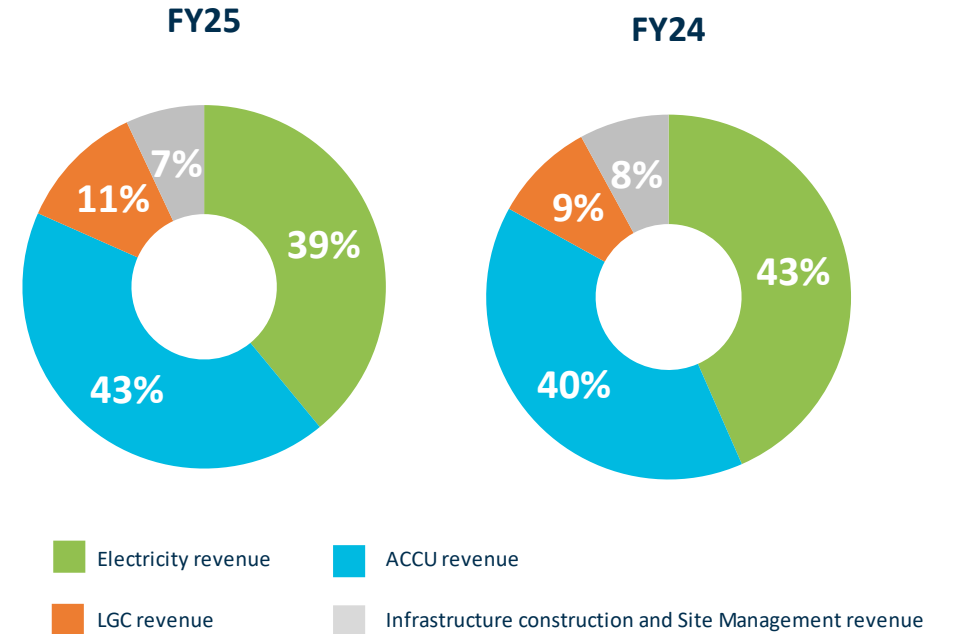
Revenue contribution growing across multiple sources

**FY25 total net revenue +10% versus FY24**

Revenue (\$'000)	FY25	FY24	% Change
Electricity (including hedge position and FCAS)	13,222	13,371	-1.1%
Renewable Large Generation Certificates (LGCs)	3,854	2,774	38.9%
Net Carbon Abatement (ACCUs)	14,439	12,199	18.4%
Infrastructure Construction and Site Management	2,370	2,447	-3.1%
All Other revenue (excluding interest)	55	85	-35.1%
<b>Total Net Revenue</b>	<b>33,940</b>	<b>30,876</b>	<b>9.9%</b>

LGI's revenue skewed towards ACCU revenue as ACCU volumes and pricing increased.

**Net Revenue by source <sup>1</sup>**



<sup>1</sup> These Charts do not include Statutory Other Revenue. Net revenue removes the value of the ACCUs provided to landfill owners as in-kind satisfaction of royalty payments

# Generation<sup>1</sup> – Electricity and LGCs

## Underlying growth in MWhs

Generation segment	FY25	FY24	% Change
<b>Operation Metrics</b>			
Biogas Flows (Mm <sup>3</sup> )	89	83	6.5%
MWhs Generated	109,119	96,326	13.3%
LGCs Created	107,402	95,683	12.2%
<b>Profitability</b>			
Electricity (including hedge position and FCAS) (\$'000)	13,222	13,371	-1.1%
Renewable Large Generation Certificates (LGCs) (\$'000)	3,854	2,774	38.9%
<b>Total Revenue (\$'000)</b>	<b>17,076</b>	<b>16,145</b>	<b>5.8%</b>
Gross Margin (\$'000)	12,451	11,467	8.6%
Gross Margin percentage (%)	72.9%	71.0%	+189 bps

FY25, LGI commissioned a 50% increase in the operating capacity at the Canberra Power Station (Mugga Lane) while also commissioning a new Sydney Power Station (Eastern Creek - BINGO) in June 2025. This is the primary reason for the increase in MWhs.

Gross margin slight improvement following slightly lower maintenance costs.

Actual & forward electricity prices (\$/MWh)



Forward curve average across the 4 year (FY25 to FY28) period; QLD \$100.59, NSW \$119.33.

Volatility in the actual monthly numbers is evident.

Source: Actual prices (AEMO, <https://aemo.com.au/en/energy-systems/electricity/national-electricity-market-nem/data-nem/data-dashboard-nem>), forward prices (ASX, [https://www.asxenergy.com.au/futures\\_au](https://www.asxenergy.com.au/futures_au))

<sup>1</sup> The Generation segment includes all revenue and costs associated with the creation of electricity revenue (all generation sites). Where a site started generating electricity during the period, it is only included in this segment for the months after it started generating electricity.

<sup>2</sup> Gas flows are included for all generation sites. Numerous sites, both electricity generation and carbon abatement occurs. The gas flows for these sites is included in both segments.

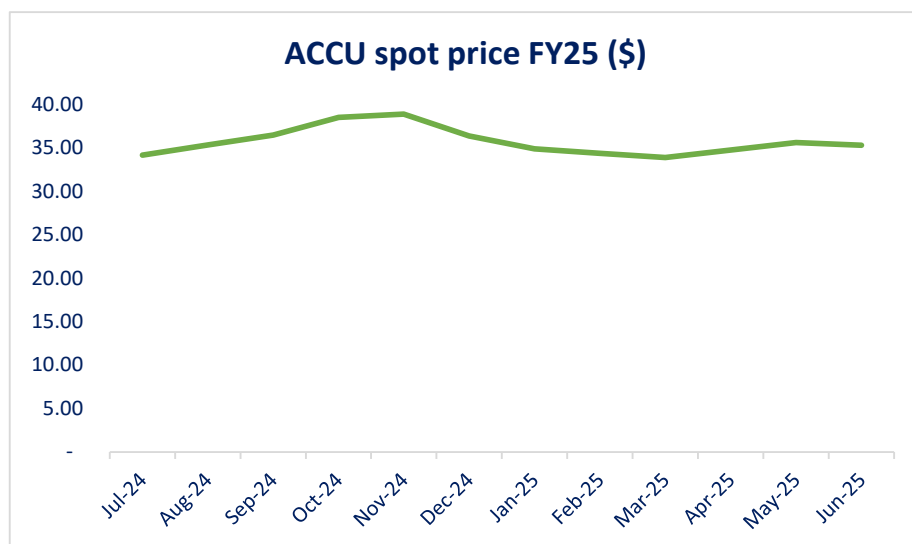
# Carbon Abatement <sup>1</sup> – ACCUs

## Ongoing ACCU volume growth

Carbon Abatement segment	FY25	FY24	% Change
<b>Operation Metrics</b>			
Biogas Flows (Mm <sup>3</sup> )	102	94	8.8%
ACCUs Created	493,446	432,804	14.0%
<b>Profitability</b>			
ACCU revenue (\$'000)	17,288	14,633	18.1%
Gross Margin (\$'000)	13,481	11,746	14.8%
Gross Margin Percentage(%)	78.0%	80.3%	-229 bps

Improved gas flows at most sites contributed to higher ACCU volumes.

ACCU integrity improvements will result in changes to the method LGI claims ACCUs. LGI is actively involved in industry consultations on these changes. These changes are expected to be implemented in FY26.



Source, actual data: <https://www.reputex.com/>

ACCU price traded in a tight band for FY25 as Safeguard Mechanism companies went through their first year of calculation reporting and acquittal of ACCUs.



<sup>1</sup> The Carbon Abatement segment includes all revenue and costs associated with the creation of ACCUs (most generation sites and flaring sites). Where a site starts carbon abatement during the period, it is included in this segment from the months it started creating ACCUs.

<sup>2</sup> Gas flows are included for all carbon abatement sites. This will include both electricity generation and flaring sites. The gas flows for generation sites will be included in both segments.

# Infrastructure Construction & Landfill Gas Management

## LGI as a trusted infrastructure partner

Site Infrastructure and Management	FY25	FY24	% Change
Profitability			
Infrastructure Construction revenue (\$'000)	1,677	1,832	-8.5%
Landfill Gas Management revenue (\$'000)	693	615	12.7%
<b>Total Revenue (\$'000)</b>	<b>2,370</b>	<b>2,447</b>	<b>-3.1%</b>
Gross Margin (\$'000)	1,425	1,018	40.0%
Gross Margin Percentage (%)	60.1%	41.6%	+1853 bps

Infrastructure revenue down on FY24, with a focus in FY25 on gas flows flaring and generation sites.

Margins continue to be strong for Infrastructure Construction work.

# Balance Sheet

## Considerable growth in asset base

Balance Sheet (\$'000)	FY25	FY24
<b>Assets</b>		
Cash	3,357	2,438
Trade Receivables	1,610	876
ACCU Environmental Certificates	12,026	14,035
LGC Environmental Certificates	1,485	957
Property Plant and Equipment	72,849	57,360
Goodwill	314	314
Other Receivables and Other Assets	21,429	12,611
<b>Total Assets</b>	<b>113,069</b>	<b>88,591</b>
<b>Liabilities</b>		
Trade Payables	13,206	3,722
Lease Liabilities	1,882	3,077
Debt Facility	28,600	19,200
Other Payables and Other Liabilities	11,612	9,789
<b>Total Liabilities</b>	<b>55,300</b>	<b>35,788</b>
<b>Equity</b>		
Issued Shares	33,660	32,231
Reserves and Other Equity Items	(7,958)	197
Retained Earnings	32,066	20,375
<b>Total Equity</b>	<b>57,769</b>	<b>52,803</b>

ACCU balance in FY25 lower than FY24 as LGI used the sale of the ACCUs to partly fund the capex program.

LGI continues to develop and build projects, resulting in asset growth. Partly funded by an increase in the drawn down balance of the debt facility.

Total debt facility of \$49.9M with availability on 30 June 2025 of the facility of \$20.2M.

# Cash flow

## Operating cashflow positive while growth investment continues

Cash Flow (\$'000)	FY25	FY24	% Change
Statutory and Underlying EBITDA	17,366	15,281	13.6%
Statutory and Underlying Operating Cash Flow	12,319	9,913	24.3%
Statutory and Underlying EBITDA Cash Conversion	70.9%	65.0%	594 bps
Statutory and Underlying cash from operating activities	12,319	9,913	24.3%
Statutory and Underlying cash (used) in investing activities	(17,653)	(22,716)	22.3%
Statutory and Underlying cash from financing activities	6,253	15,189	-58.8%
<b>Underlying net change in cash and cash equivalents</b>	<b>919</b>	<b>2,386</b>	<b>-61.5%</b>

LGI continues to be operating cash flow positive, even while building out the capex program.

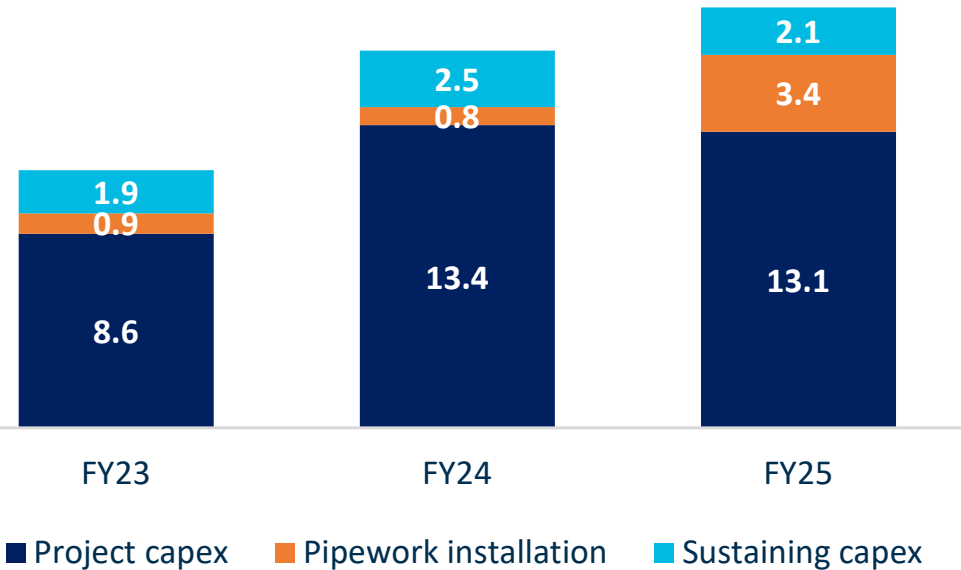
FY25 cash conversion of 71% improved from FY24 65%, partly from the sale of ACCU position.

Capex program spend of \$18.6M, partly funded by the debt facility and partly by operating cash flows.

# Capex

## Elevated project capex to support build-out underpinning future growth

Capital expenditure (\$M)



Pipework installation includes drilling wells, pipe laid back to flare or power station, labour and materials. The sites where LGI absorbs the cost of the pipework are the sites which are included in capex spend. Step up in pipework for FY25 includes the initial installation of pipework for Tumut, Esk, Grafton and Eastern Creek Sydney.

Project capex for FY25 includes:

- Canberra 2 new generation units, associated high voltage equipment, electrical switch gear, cabling;
- Canberra battery installation includes, earth works;
- Eastern Creek Sydney power station, generation units, high voltage equipment, switch gear and earth works;
- Multiple flare construction

Sustaining capex is required to maintain assets and equipment; and other asset purchases.

ersonal use only

FY25 RESULTS

# Operational Performance



# Growing Biogas Flows

**LGI continues to "chase the gas", ensuring maximum practical gas flow is achieved at each site**

A new LGI record achieved for biogas recovery over FY25.

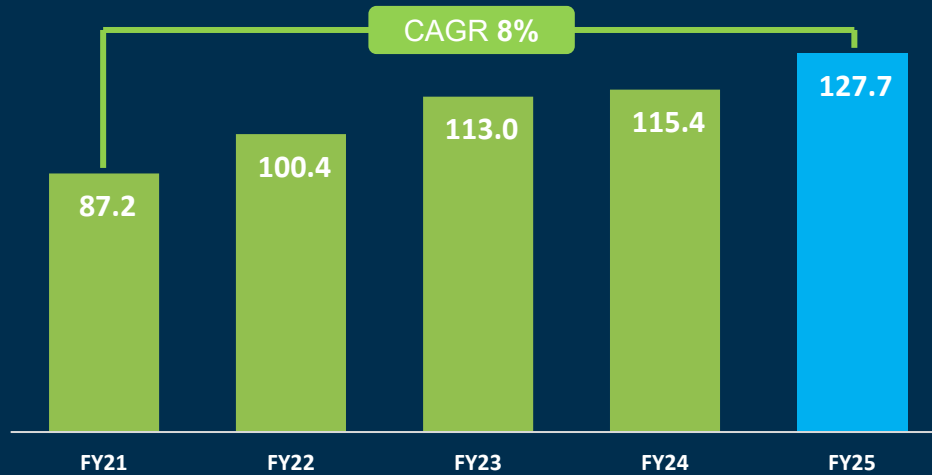
To support additional MW of generation in FY25, LGI focused on increasing gas flows at strategic sites such as Canberra (Mugga Lane) and Sydney (Eastern Creek).

Other major work included Tumut NSW, Hawkesbury NSW, Grafton NSW, Caboolture QLD, Bunya QLD and Maryborough QLD.



LGI gas field team completing work at Mugga Lane

Biogas flows (million cubic meters)



# Energy Generation

## Growth in generation reflects high levels of availability and increased capacity

LGI continues to focus on availability and optimising the Company’s flexible assets operation based on market pricing using DACS. This will continue to be a strategic focus whilst LGI expands its battery capability.

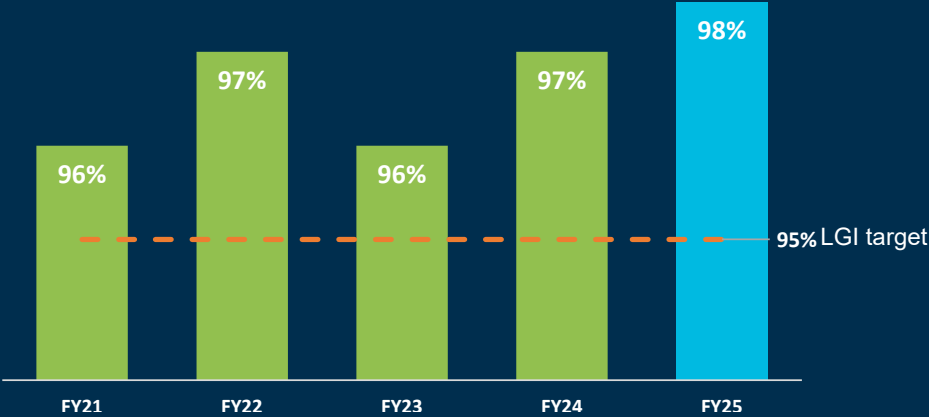
Including FCAS revenue, LGI’s Bunya power station achieved 70% above the average AEMO price for FY25.



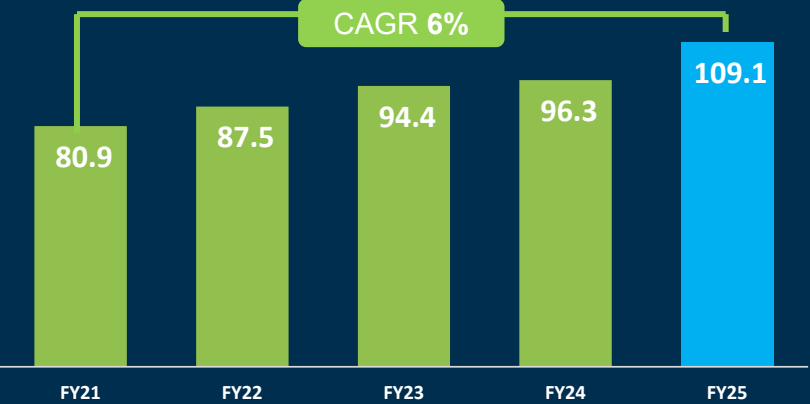
The assembly of Sydney (Eastern Creek)



Generator availability (% of period)



Annual Renewable Electricity Generation (GWhs)



# Growing Carbon Credits

## LGI increased biogas recovery, translating to higher ACCU creation volume

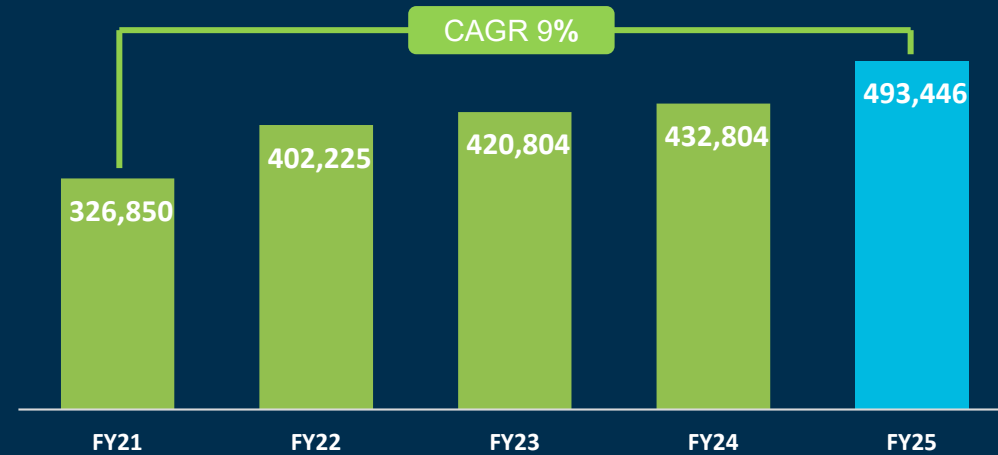
Increased gas flows achieved as we added new sites into our portfolio, and added resource capacity into our gas field team. This directly resulted in higher ACCU creation volumes.



LGI utilising both drill rigs at Mugga Lane



### ACCUs Created



ersonal use only



**FY25 RESULTS**

# Projects and Strategy



**CLEAN ENERGY &  
CARBON ABATEMENT**



# Canberra (Mugga Lane) phase 1 expansion complete

Two additional generation units commissioned January 2025, batteries delivered June 2025



2 x 1MW  
Jenbacher engines  
commissioned in  
November 2024

20MW dedicated  
network connection  
commissioned in  
October 2024

4 x 1MW existing  
Jenbacher engines  
recommissioned  
January 2025

6 x 2MW/4MWh  
Tesla batteries,  
delivered to site in  
June 2025

Canberra (Mugga Lane) capacity increased by 50%. Generated electricity reached over 39,000 MWhs in FY25, a 16% increase on FY24.

The added generation provides a strong position for FY26.

# Sydney (Eastern Creek) complete

Commissioned in June 2025, on time on budget

4MW connection, supplying BINGO and exporting to the grid

4 x 1MW Jenbacher engines commissioned in June 2025

Provisions for 2 more generators pending extra biogas and grid capacity



2 x gas conditioning skids, designed and constructed by LGI technicians

Provisions for 2 SRS units pending biogas quality

Earthworks required the removal of 41,000 cubic meters of material

Sydney (Eastern Creek - BINGO) was commissioned June 2025 and generated 2,667 MWhs in FY25.

The project was delivered on time and on budget, with current capitalised capex within range previously announced at \$16.7M.

# Three Carbon Abatement Projects Commissioned

## New landfill gas collection systems and flares commenced, at Esk QLD, Grafton NSW and Tumut NSW.



LGI secured a new long term biogas rights contract with Clarence Valley Council in December 2024. LGI's team mobilised to site in February 2025 and completed extensive upgrade work by April 2025. This work has already achieved a 120% increase in average monthly biogas recover rates.

The Grafton landfill is now contributing additional ACCUs to LGI's growing portfolio.



LGI secured a new long term biogas rights contract with Tumut Waste in December 2023. LGI's team completed the initial installation and ongoing extensions to the gas collection system through FY25. Given recovered biogas flows have increased by 110% over the FY, the original flare was upgraded in late FY25 to facilitate further increases in abatement. The site now features a 1,000 cubic meter per hour flare.



LGI secured a new long term biogas rights contract with Somerset Regional Council in June 2023, and commenced ACCU creation by December 2024. The regional site is one of our smaller operating abatement projects, but demonstrates the flexibility of our model.

# Newly contracted site - energy segment expansion

## Near-term pipeline now targeting 56 MW capacity

LGI is pleased to announce that it has entered into a contract with WAMC to explore the viability of building, owning, and operating a 12-megawatt (MW) grid-scale battery energy storage system ("BESS") at WAMC's Belrose closed landfill site in Northern Sydney.

Under the agreement, LGI will build, own, and operate a BESS at Belrose for an initial term of 15 years, with two options for five-year extensions. The contract is subject to conditions precedent, including regulatory approvals and grid connection cost agreements, which must be satisfied before development commences.

Following satisfaction of the conditions precedent, LGI will commence development of a BESS, with installation and commissioning scheduled for early 2027.

The project aligns with LGI's strategy of expanding its grid-scale battery portfolio, providing downside protection of price for our existing fleet of generation, while offering flexible capacity to support energy market stability.

Revenue from the BESS is expected to be derived from electricity spot market opportunities and grid support services, leveraging LGI's Dynamic Asset Control System ("DACs") technology, which has been successfully deployed at other sites.



Size of Belrose project similar to LGI's Canberra facility. Canberra facility using Telsa batteries (photo above).

# Newly contracted sites – carbon abatement portfolio expansion

## LGI successfully added 5 additional new long-term biogas rights contracts thorough FY25

LGI was successful in securing 5 new long term landfill biogas contracts. These new sites are:

**Jandowae** Qld – signed late December 2024, site forecast to come online in 1H 2025

**Warwick** Qld – signed late November 2024, site forecast to come online in 1H 2025

**Grafton** NSW – signed December 2024, site upgraded by 2H FY25, with healthy biogas flows and ACCU creation

**Taree** NSW – signed June 2024, site forecast to come online though 1H FY26, scheduled following flood clean up of region

**Lithgow** NSW – signed December 2024, site forecast to come online in 1H FY26.

Each of these sites have received Clean Energy Regulator approval as site to create ACCUs

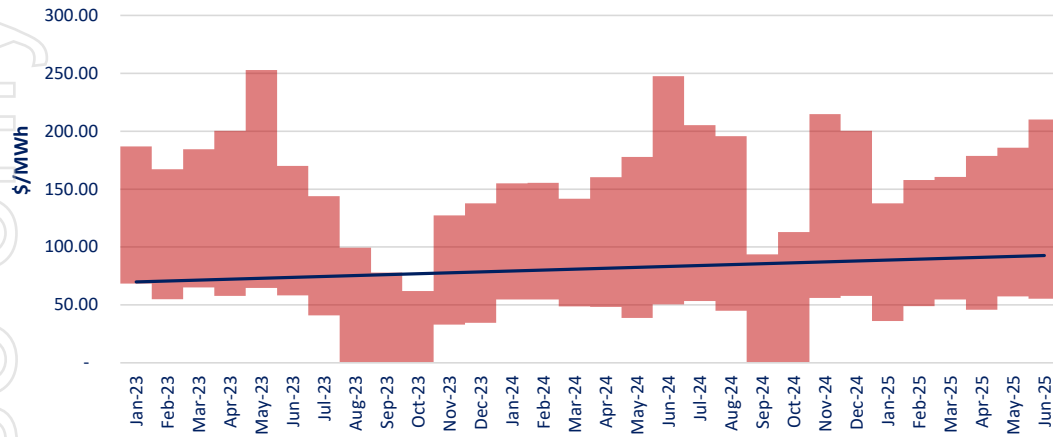


Flare manufacturing already underway given the new biogas rights contracts. These sites help lay important foundations for continued growth of our carbon abatement portfolio.

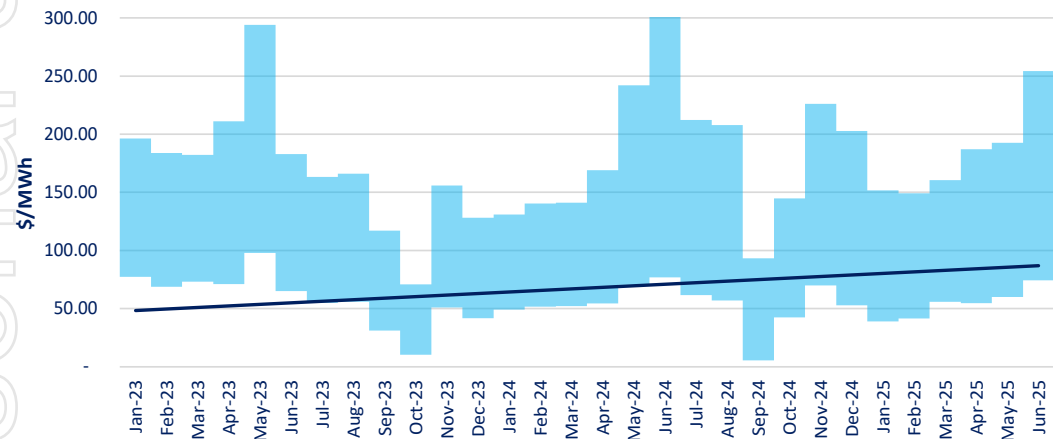
# LGI electricity market strategy

LGI strategy is supported by underlying volatility present within the energy market

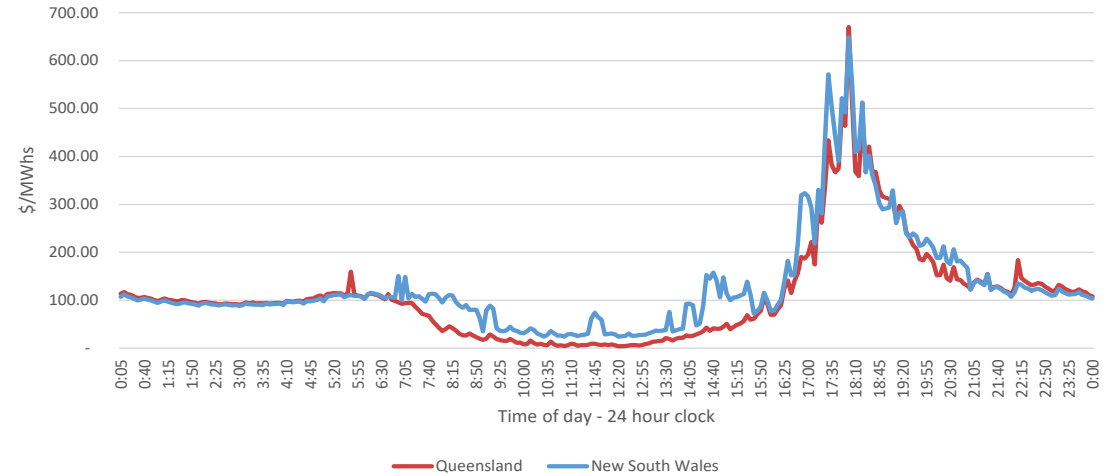
Qld AEMO spot price - 25% to 75 % percentile points with spread trendline



NSW AEMO spot price - 25% to 75 % percentile points with spread trendline



FY25 average time of day electricity wholesale price - Qld and NSW



LGI's strategy is to expand its fleet of flexible electricity generation assets and deploy grid scale batteries to strengthen the Company's portfolio while supporting Australia's energy transition. Providing electricity when it is needed directly into the distribution grid.

The energy transition is well documented, with notable changes to electricity supply and demand over the previous 10 years. As with any transition, there will be times of disruption and volatility.

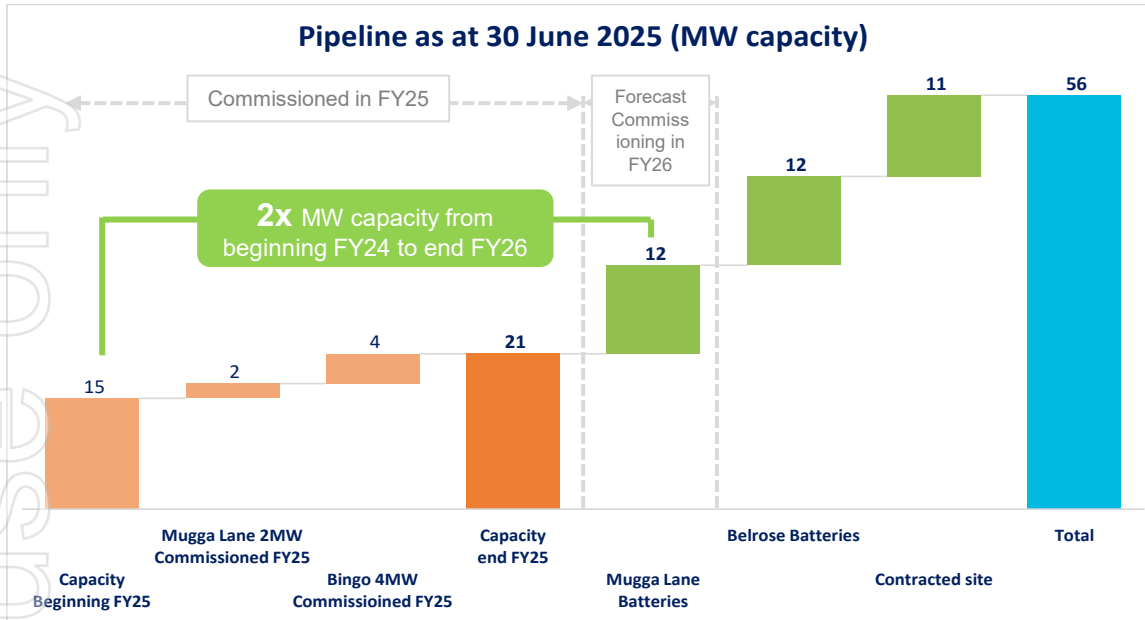
This volatility is evident in the wholesale price of electricity. One way of demonstrating this volatility is by looking at the top quartile of electricity prices, less the bottom quartile of prices. The charts on the left show these quartiles on a monthly basis over the previous 2 years. The blue line is the absolute spread trend line. It is noted that this trend line is increasing in both QLD and NSW.

This way of measuring the volatility is relevant for the operation of a battery. The lowest quartile being the price the battery can charge from the grid, and the higher quartile being the price the battery can discharge to the grid.

Average time of day pricing for FY25 continues to demonstrate the evening peak characteristic.

# Updated project pipeline near term

Significant growth in MW capacity from FY24 to FY26 – with continued focus on growth in new landfill gas sites



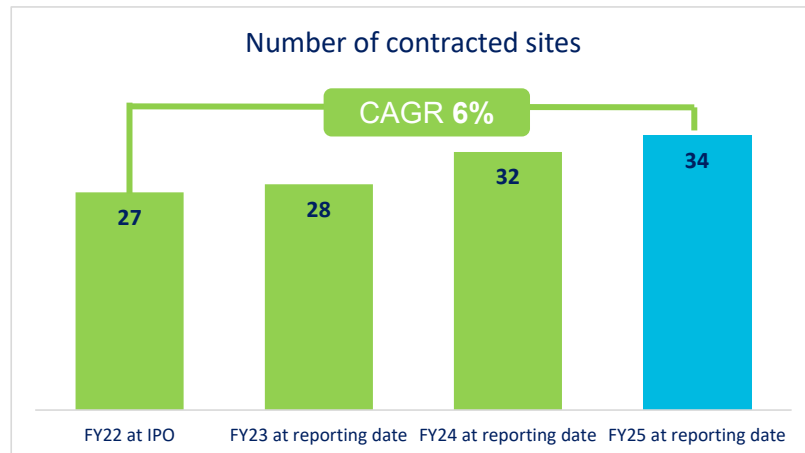
LGI updated project pipeline.

All pipeline sites are under contract

Mugga Lane batteries are forecast to be commissioned in 2H FY26, subject to AEMO approvals. The 12MW / 24MWh capacity increase is all batteries.

Belrose project is a 12MW / 24 MWh battery project

Contracted site is forecast to be 3MW of generation and 8MW / 16 MWhs of batteries.



LGI continues to focus on growing the contracted sites under management.

The Company's success in securing new contracts spans from smaller regional landfills, through to larger metropolitan landfill sites, and former landfill sites.

With scalable technology, LGI is uniquely placed to unlock value from Australia's landfill sites and play a continued and more meaningful role in the energy transition.

ersonal use only

**FY25 RESULTS**

# Outlook & Guidance



**CLEAN ENERGY &  
CARBON ABATEMENT**



# Outlook & Guidance

## Growth and continued operational excellence

LGI's FY26 priorities, leveraging the momentum from FY25:



Continued focus on **Health, Safety, Environment and Quality**



**Deliver key near-term projects**, expansion of Canberra, Belrose battery



**Explore the expansion of power stations** on contracted sites



Work on contracted landfill sites to **expand the gas collection facilities**



Actively pursue **new opportunities** for landfill gas management, generation and batteries

### GUIDANCE:

FY26 EBITDA expected to grow by 25 – 30% versus FY25, subject to market dynamics, operational and timing issues outside the control of the Company

ersonal use only



**FY25 RESULTS**

# Appendix



**CLEAN ENERGY &  
CARBON ABATEMENT**



# Board



**VIK BANSAL**

**Non-Executive  
Chair**

*Vik, appointed chair in April 2021, is CEO and Managing Director of Boral. Vik will be retiring from this position in early FY26. Vik is a Non-executive Director and Chair elect of Orica, Non-executive Director of Brambles and Washington H. Soul Pattinson.*



**ADAM BLOOMER**

**Managing Director  
and Founder**

*Adam established LGI in 2009 to provide high quality biogas solutions for landfill sites across regional Australia, and he has since been the Company's Managing Director.*



**ABIGAIL CHEADLE**

**Non-Executive Director  
and Audit & Risk  
Committee Chair**

*Abigail was appointed (Non-Executive Director) NED and (Audit & Risk Committee) ARC Chair of LGI Ltd in April 2021.*



**ANDREW PETERS**

**Non-Executive Director**

*Andrew was appointed Non-Executive Director of LGI in January 2018 and is on the Audit and Risk Committee.*



**DR. JESSICA NORTH**

**Executive Director  
and Chief  
Sustainability Officer**

*Over 20 years' of experience in the waste industry, in particular carbon abatement and biogas management from landfills.*



**TIMOTHY MCGAVIN**

**Non-Executive Director  
and Chair of  
Remuneration &  
Nominations Committee**

*Tim invested into LGI Ltd in 2011 as the cornerstone investor. He was appointed Chair of the Board from January 2018 – March 2021.*

# LGI Value Proposition

LGI strives to deliver value with its vertically integrated business model in a number of key areas at the intersection of the waste, electricity and carbon sectors



## END-TO-END SOLUTION

Highly credentialed and experienced team with combined expertise in landfill, electricity and carbon



## DIVERSIFIED REVENUE STREAMS

Generated by site infrastructure & management, greenhouse gas abatement and renewable energy



## VERTICALLY INTEGRATED

Operating platform expanding 34 sites, with long term contracts



## INNOVATION AND TECHNICAL INGENUITY

Incorporating synergistic technologies to optimise biogas extraction + yield (DACs, etc)



## SCALABLE MODEL

Pipeline to result in considerable electricity capacity uplift



## SIGNIFICANT GROWTH PROSPECTS

Early in its market penetration, with domestic expansion



## DECARBONISATION EXPOSURE

Favourable industry dynamics, providing greenhouse gas abatement



## RENEWABLE ENERGY

Assisting expedite energy transition through the generation of dispatchable distributed renewable energy

# LGI Award Winning Year

LGI projects have been recognised by our peers as innovative and sustainable

LGI's focus on ensuring highest quality power station construction combined with Australia first technology innovation, is now achieving recognition from industry groups

## WRIQ

*Waste Recycling Industry Association (QLD)*

- LGI received an award for Environmental Innovation of the Year
- Award received for the Bunya Renewable Hybrid Project



## IPWEA

*Institute of Public Works Engineering Australia*

- LGI won 3 awards at the 2024 IPWEA awards
- The Toowoomba project won for Innovation & Sustainability in Water – providing renewable energy to the Wetalla sewage treatment plant
- Environment & Sustainability for Bunya Power Plant with Battery
- Public Works Project of the Year for the Toowoomba project



## SIM-PAC

*Sustainable Industrial Manufacturing (Asia Pacific)*

- LGI received an award for 'Outstanding Efforts in Advancement of the Bioeconomy Sector'

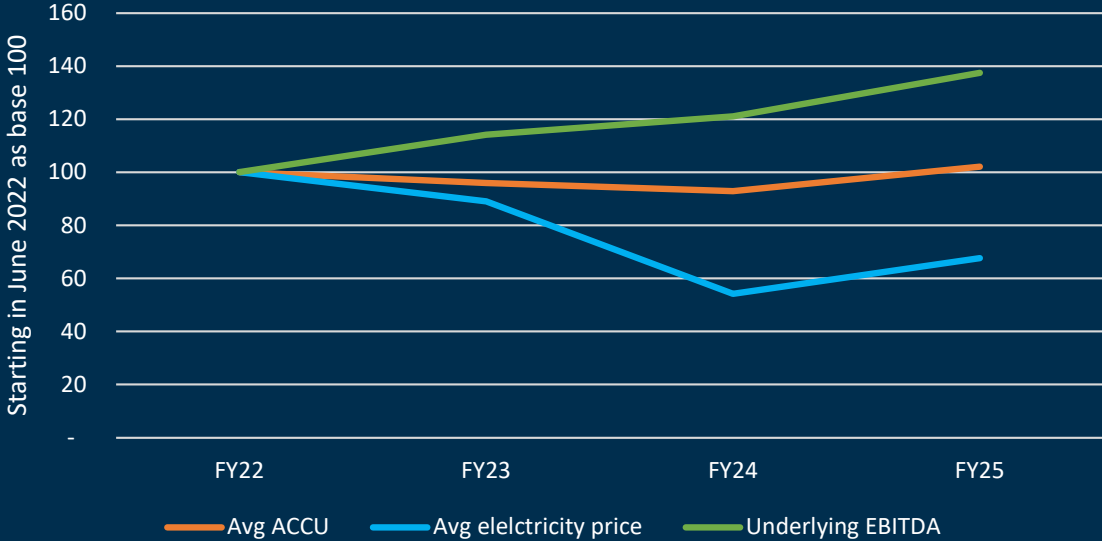


# Profitability Drivers

**LGI growing EBITDA since listing, notwithstanding the price movements of key underlying commodities**

Using a base year of FY22, being the year LGI listed on the ASX, LGI's EBITDA continues to grow. LGI is achieving growth in years where the average key commodities prices decrease (FY23 and FY24).

Key commodity price movements and EBITDA movement (using Jun-22 as base 100)



ersonal use only

**LGI LIMITED**

AUSTRALIA  
ABN. 49 138 085 551  
57 Harvey Street North  
Eagle Farm 4009 QLD  
07 3711 2225  
enquiries@lgi.com.au

[www.lgi.com.au](http://www.lgi.com.au)

**ABN 49 138 085 551**

