



# NRW Holdings

## FY25 Full-Year Results



# Full-Year Financial Results



**\$3.3B**

Revenue



**\$207.9M**

Underlying  
EBITA\*



**\$265.7M**

Cash Holdings



**27.9cps**

Underlying  
Earnings per Share



**\$6.1B**

Strong Order  
Book



**9.5cps**

Fully Franked  
Final Dividend

*\*Earnings before interest, taxes, and amortisation of acquisition intangibles and non-underlying transactions*

# FY25 Full-Year Results

## Financial Overview

- Revenue \$3.27 billion, up 12.2% on FY24.
- Underlying EBITDA \$391.0 million, up 16.8% on FY24.
- Underlying EBITA \$207.9 million, up 6.6% on FY24.
- Cash holdings of \$265.7 million, 82.9% cash conversion.
- Underlying earnings per share 27.9 cps.
- Strong order book of \$6.1 billion, including repeat business.
- Pipeline remains robust at \$17.3 billion, with \$5.6 billion of active tenders.
- Fully franked final dividend declared of 9.5 cents per share, up 5.6% on prior comparative period (pcp).
- 88% of secured revenue on FY26 revenue guidance of circa \$3.4 billion.



KCGM, Primero

# Sustainability Overview



## 5.92

TRIFR  
(FY24: 4.86)



## 18.7%

Female  
Participation Rate  
(FY24: 17.2%)



## 51%

Reduction in Emissions  
Intensity<sup>1</sup> within our Facilities<sup>2</sup>  
(On FY20 Baseline)  
(FY24: 39%)

In FY25, we:

- Grew our workforce to circa 9,000 reflecting growth and the HSE acquisition.
- Strengthened our commitment to Psychosocial Safety through structured education and progress on risk reduction strategies
- Partnered with Supply Nation to further support our engagement with Indigenous businesses.
- Continued investment in training and development, with 156 Apprentices and 41 Graduates participating in the NRW Graduate Program.

To enhance our sustainability journey, we have set 9 Group ESG targets, including:

- Zero negative life changing events
- 60% reduction in Greenhouse Gas Emissions Intensity (Scope 1 & 2) by FY30
- Continued year-on-year increase in female representation across the Group.
- >90% of procurement spend within Australia

(1) Emissions Intensity = Total Emissions (tCO<sub>2</sub>) / Revenue (\$m)

(2) Given the variable number of projects under NRW's operational control over time, NRW has excluded project-related carbon emissions from its target.

personal use only



# Financial Results

# FY25 Profit & Loss

	FY25 \$M	FY24 \$M	Movement
Revenue	3,267.7	2,913.0	↑ 12.2%
Underlying EBITDA	391.0	334.8	↑ 16.8%
<b>Underlying EBITA</b>	<b>207.9</b>	<b>195.1</b>	<b>↑ 6.6%</b>
Amortisation of acquisition intangibles	(7.5)	(5.9)	↑ 28.1%
Non-underlying transactions	(142.1)	(28.1)	↑ 405.5%
<b>Statutory EBIT</b>	<b>58.3</b>	<b>161.1</b>	<b>↓ 63.8%</b>
Interest	(26.2)	(18.3)	↑ 43.1%
Tax	(4.4)	(37.7)	↓ 88.4%
<b>Statutory NPAT</b>	<b>27.7</b>	<b>105.1</b>	<b>↓ 73.7%</b>
<b>Underlying Earnings Per Share</b>	<b>27.9c</b>	<b>27.3c</b>	<b>↑ 2.2%</b>

# Non-Underlying Transactions

	FY25	FY24
	\$M	\$M
<b>Non-Underlying Transactions</b>		
Impairment of trade receivables and contract assets	(131.5)	-
Strandline bond release payment	(7.3)	-
Business acquisition related costs	(6.1)	(0.5)
Net gains on investments	2.7	0.7
Wärtsilä settlement	-	(28.3)
<b>Negative Statutory EBIT Impact</b>	<b>(142.1)</b>	<b>(28.1)</b>
Add back associated tax benefit (30%)	42.6	8.4
<b>Negative NPAT Impact</b>	<b>(99.5)</b>	<b>(19.7)</b>

- Impairment of OneSteel \$110.5M, Strandline \$6.0M and other allowances recognised. Excludes movement in Expected Credit Loss (ECL) provision that forms part of the Underlying Results.
- Business acquisition costs relate predominantly to stamp duty on the HSE acquisition together with other advisory costs.

# Summary Cash Flow

	FY25 \$M	FY24 \$M	Movement
Operating cash flows (before interest and tax)	310.5	280.7	↑ 10.6%
<b>Operating cash conversion<sup>(1)</sup></b>	<b>82.9%</b>	<b>83.7%</b>	<b>↓ 1.1%</b>
Net interest paid	(26.2)	(18.3)	↑ 43.1%
Income tax paid	(32.8)	(28.8)	↑ 14.0%
<b>Operating cash flows (before capital)</b>	<b>251.5</b>	<b>233.5</b>	<b>↑ 7.7%</b>
Net capital expenditure	(148.0)	(186.5)	↓ 20.7%
<b>Free cash flow (after all capital)</b>	<b>103.5</b>	<b>47.0</b>	<b>↑ 120.1%</b>
Payment for business combination	(78.3)	-	↑ 100.0%
Sale of investments	-	34.2	↓ 100.0%
Net Bank drawdowns / (repayments)	49.6	7.5	↑ 558.6%
Net Asset Financing & Leases / (repayments)	17.1	(4.0)	↓ 530.5%
Dividends paid	(73.0)	(65.7)	↑ 11.1%
<b>Net cash flow</b>	<b>18.8</b>	<b>19.1</b>	<b>↓ 1.6%</b>

(1) Operating cash conversion is calculated as operating cash flows before interest and tax divided by underlying EBITDA.

- Cash holdings \$265.7 million with cash conversion at 82.9%.
- Net interest paid increased due to the HSE acquisition, the amortisation of establishment costs related corporate revolving credit facility and use of debt to meet short-term working capital requirements.
- Capital expenditure on PP&E totalled \$144.4 million:
  - Growth capex \$18.4 million
  - Sustaining capex \$37.5 million
  - Maintenance capex \$88.5 million
- Payment for business combination relates primarily to the HSE South Walker Creek.
- FY24 final dividend and FY25 interim dividend totalling \$73.0 million paid in the period.

# Balance Sheet

	FY25	FY24
	\$M	\$M
Cash	265.7	246.6
Financial debt	(364.2)	(279.8)
Lease debt	(46.9)	(45.7)
<b>Net debt</b>	<b>(145.4)</b>	<b>(78.8)</b>
Property, plant and equipment	604.6	554.2
Right-of-use assets	40.7	39.3
Working capital	(44.3)	25.2
Investments	7.0	4.4
Current Net Tax Liabilities	(32.7)	(0.7)
Deferred Net Tax Liabilities	(31.2)	(98.6)
<b>Net tangible assets</b>	<b>398.8</b>	<b>445.0</b>
Intangibles and goodwill	211.3	207.6
<b>Net assets</b>	<b>610.0</b>	<b>652.6</b>
Gearing	23.8%	12.1%
Gearing excl. AASB 16	16.1%	5.1%

- Financial debt has increased due to new asset financing used for funding of the HSE acquisition together with the draw down of the corporate revolving credit facility to support the acquisition and to provide short-term liquidity as a direct result of unpaid amounts from OneSteel .
- Net working capital decreased, predominantly due the impairment of receivables from OneSteel.
- Net deferred tax liabilities decreased due to the tax impact of the OneSteel receivable impairment, the partial reversal of prior year timing benefits and the assumption of employee liabilities as part of the HSE acquisition.
- Current tax liabilities increased to \$32.7M reflecting the balance of FY25 Australian income tax falling due in FY26.

# Debt & Available Liquidity

## Liquidity and Capital Management

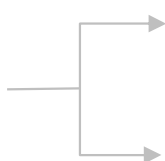
Group Debt	FY25	FY24
	\$M	\$M
Corporate Debt Facility	(99.3)	(49.8)
Asset finance debt	(264.9)	(230.0)
Lease debt	(46.9)	(45.7)
<b>Total borrowing and lease liabilities</b>	<b>(411.1)</b>	<b>(325.5)</b>
Cash and cash equivalents	265.7	246.6
<b>Net Debt</b>	<b>(145.4)</b>	<b>(78.8)</b>
Gearing ratio	23.8%	12.1%
Gearing ratio excl lease debt	16.1%	5.1%

Borrowing Facilities	Drawn	Undrawn	Total
	\$M	\$M	\$M
Corporate Debt	100.5	329.5	430.0
Equipment Finance	264.8	373.0	637.8
Guarantees and insurance bonds	373.3	323.3	696.7
<b>Total</b>	<b>738.6</b>	<b>1,025.8</b>	<b>1,764.5</b>

Available liquidity:

**\$595.2M**

*(excluding equipment finance and guarantees and insurances bonds)*



**\$265.7M**

Cash on hand

**\$329.5M**

Available undrawn corporate debt facilities

personal use only



# Segment Performance

# Segment Financial Overview

## Civil

Revenue

**\$823.7M**

^ 25.7%

Underlying EBITA

**\$44.2M**

^ 48.3%

## Mining

Revenue

**\$1,541.2M**

^ 1.1%

Underlying EBITA

**\$121.0M**

v 15.7%

## MET

Revenue

**\$932.0M**

^ 17.7%

Underlying EBITA

**\$68.3M**

^ 50.0%

personal use only



# Civil

# Civil

- Revenue increased by 25.7% at an improved margin due to a higher activity across the resources sector in the key Pilbara and Bowen Basin regions and the strong performance of the Urban business in Queensland.
- Successfully completed several major projects including:
  - Wilman Wadandi Highway (Bunbury Outer Ring Road) in December 2024.
  - Rio Tinto's Paraburdoo reclaimer system
  - Rio Tinto's haul road development at West Angelas.
- Hester Warwick Alliance and Intelligent Freeways Alliance projects on Mitchell Freeway in Western Australia are fully operational and nearing completion.
- Western Australia and Queensland are experiencing a surge in infrastructure development, with major opportunities emerging.
- Significant demand for services from Tier 1 iron ore majors.

	FY25	FY24
Revenue (\$M)	823.7	655.5
EBITA (\$M)	44.2	29.8
Margin (%)	5.4%	4.5%



**\$0.6B\***

Order Book

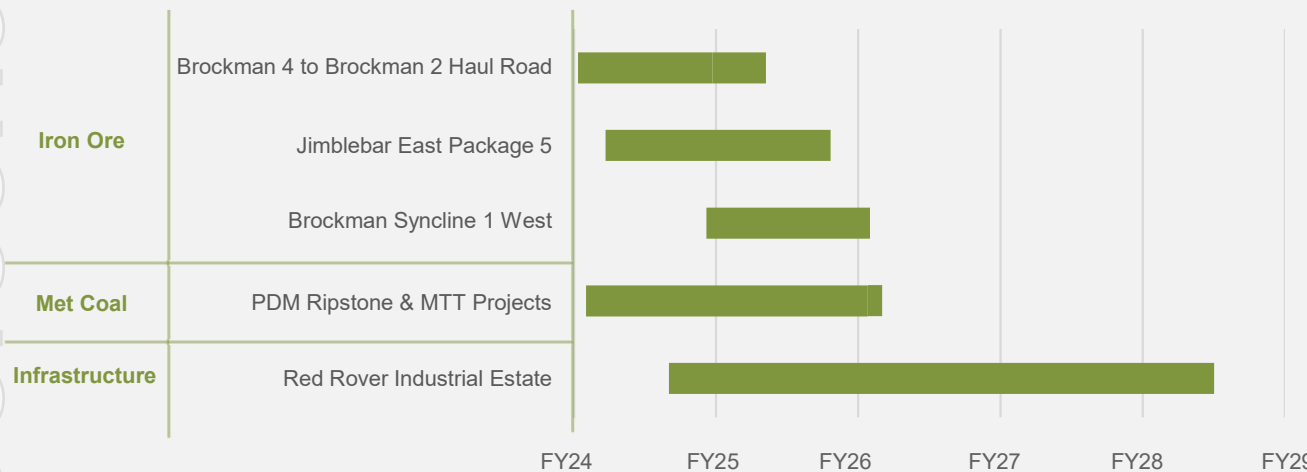
*\*includes repeat business*



**\$2.0B**

Active Tenders

## Key Civil Projects



personal use only



# Mining

# Mining

- Revenue marginally increased, largely attributable to the addition of the South Walker Creek contract into Golding's operations.
- Margin was materially negatively impacted by significantly higher than average rainfall in QLD, the early termination of Mt Cattlin lithium contract and reduction of scope at Curragh.
- Major new contracts secured included:
  - The Evolution Mining Mungari Project at Castle Hill, valued at \$360M, mobilised in the second half of the year.
  - The \$1.6B Stanmore South Walker Creek contract commencing in January 2026 extending the long-term relationship a further five years. Increased scope and operating and managing NRW and client provided fleet.
- Significant new opportunities exist which will deliver further commodity diversification.
- Focus is to maintain capital discipline and return to historic margins

	FY25		FY24	
	\$M	%	\$M	%
Revenue	1,541.2		1,524.9	
EBITDA	275.0	17.8%	259.3	17.0%
Depreciation	(154.0)		(115.8)	
EBITA	121.0	7.9%	143.6	9.4%



**\$4.2B\***

Order Book

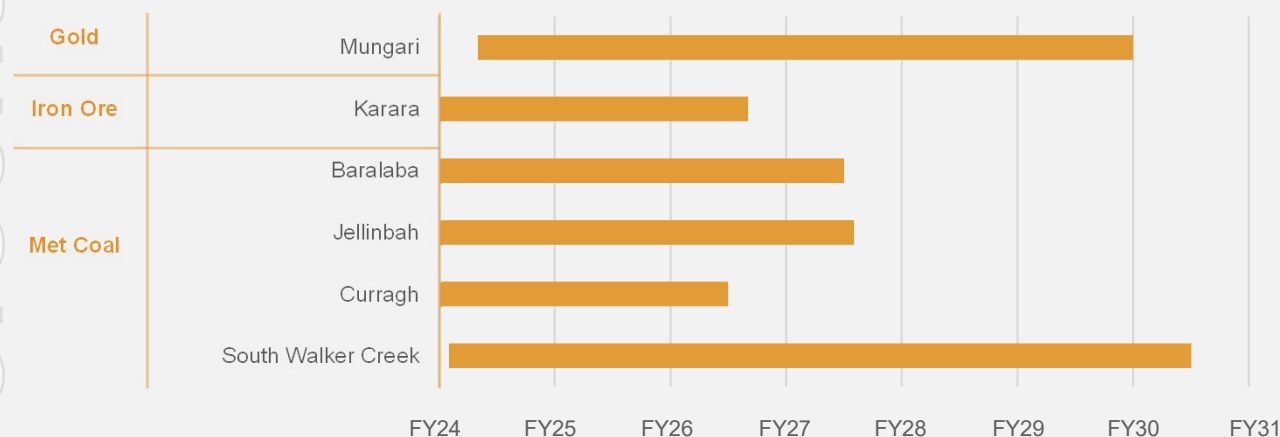
*\*includes repeat business*



**\$2.9B**

Active Tenders

## Key Mining Projects



personal use only



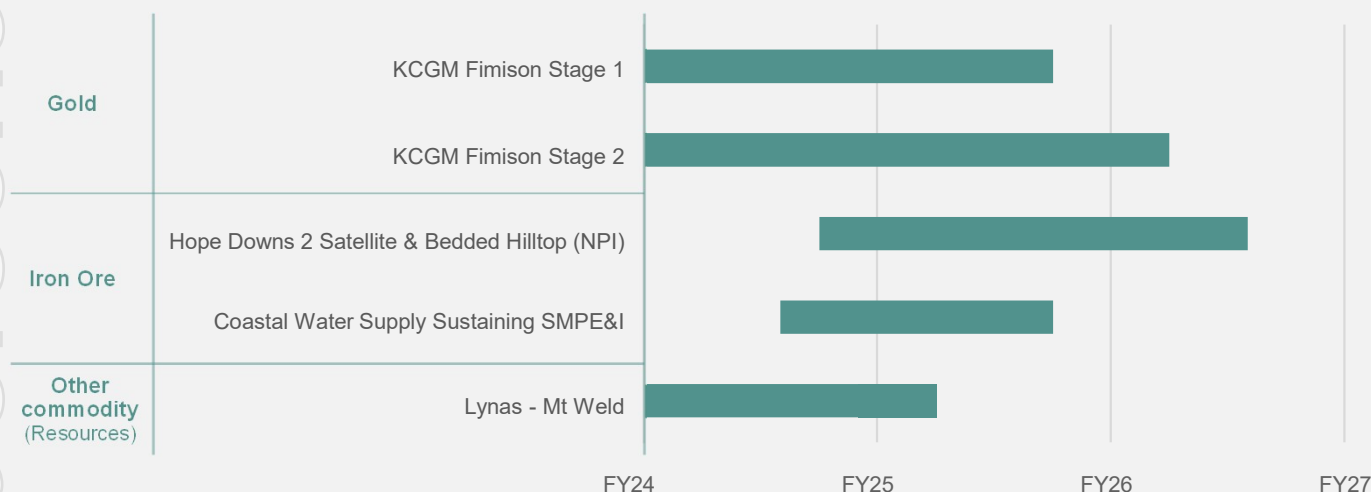
# Minerals, Energy & Technologies

# Minerals, Energy and Technology (MET)

- MET revenue increased by 18% at an improved margin, reflecting strong performances from all four businesses in this segment.
- Primero revenue growth underpinned by substantial progress on the KCGM Fimiston Project for Northern Star Resources and work on Rio Tinto's Western Range and Pilbara Minerals.
- Primero awarded two major quality Rio Tinto projects at Coastal Water Supply Sustaining Project and Hope Downs 2 Satellite & Bedded Hilltop Non-Process Infrastructure (NPI) Facilities.
- DIAB's results included the successful completion and commissioning of the P1000 Brownfields SMP package for Pilbara Minerals and the substantial completion of SMP packages at Mt. Weld for Lynas.
- RCR delivered strong growth in product sales, parts and maintenance works and launched new innovative Sealed Pan feeder at MINExpo International.
- The growing reputation and innovation initiatives that are occurring across MET will enhance competitiveness and facilitate the delivery of major new sources of revenue and profitability.

	FY25	FY24
Revenue (\$M)	932.0	791.8
EBITA (\$M)	68.3	45.5
Margin %	7.3%	5.8%

## Key MET Projects



**\$1.3B\***

Order Book

*\*includes repeat business*



**\$0.7B**

Active Tenders

personal use only



# Outlook and Guidance

# Outlook & Guidance

## Outlook

Remains strong as:

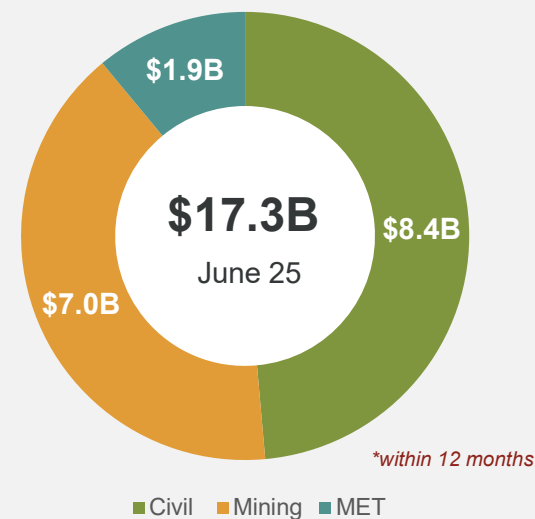
- Total Group pipeline is \$17.3B.
- Current active tenders of \$5.6B.
- \$6.1B of order book, with circa \$3.0B already secured for FY26, which is either in the order book or is expected as repeat business.
- Balance sheet remains strong enabling corporate opportunities as and when they arise.

## FY26 Guidance <sup>(1)</sup>

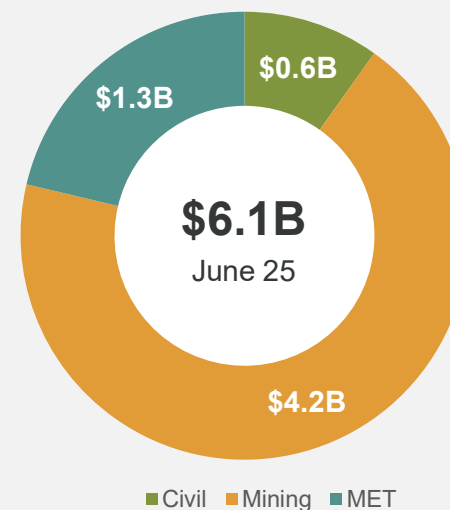
- FY26 full-year revenue is expected to be in excess of \$3.4B.
- EBITA for FY26 is expected to be between \$218M to \$228M.
- Cash conversion consistent with long-term averages.

(1) Guidance should be read in conjunction with NRW's future and past performance statements disclosure.

## Pipeline\*



## Work in Hand



# Disclaimer

## Summary Information

- This Presentation contains summary information about NRW and its associated entities and their activities current only at the date of this Presentation.
- This Presentation is for general information purposes only and does not purport to be complete. The content should be read in conjunction with NRW's other periodic and continuous disclosure announcements lodged with the Australian Securities Exchange which are available at [www.asx.com.au](http://www.asx.com.au), and also available on NRW's website at [www.nrw.com.au](http://www.nrw.com.au).

## Future and Past Performance

- To the extent this Presentation contains certain “forward-looking statements” and comments about future events (including projections, guidance on future earnings and estimates) these statements are provided as a general guide only and should not be relied upon as an indication or guarantee of future performance. Such statements by their nature involve known and unknown risks, uncertainty and other factors, many of which are outside the control of NRW. As such, undue reliance should not be placed on any forward-looking statement and no representation or warranty is made by any person as to the likelihood of achievement or reasonableness of any forward-looking statements, forecast financial information or other forecast.
- Similarly, past performance should not be relied upon (and is not) an indication of future performance. It represents NRW's historical financial position at a specific date (and reference should be had to the full accounts released to ASX from which it is derived).
- NRW is under no obligation to update or correct the content of this Presentation after its date of release.

## Disclaimer

- No representation or warranty, express or implied, is made by NRW, its related bodies corporate, or respective officers, directors, employees, agents or advisers, as to the accuracy, reliability, completeness or fairness of the information, opinions and conclusions contained in this Presentation.
- To the maximum extent permitted by law, those same parties expressly disclaim any and all liability, including, without limitation, any liability arising out of fault or negligence, for any loss or damage arising from the use of information contained in this Presentation.

## No Offer or Recommendation

- This Presentation and any oral presentation accompanying it does not constitute an offer, invitation or recommendation to purchase, subscribe, hold or sell securities in NRW. It is not intended as advice to investors and does not seek to take into account the investment objectives, financial position or needs of a specific person or entity. Such persons or entities should seek their own independent advice before making any investment decision.

personal use only



Karara, NRWC&M

