

PeopleiN

FULL YEAR RESULTS
FINANCIAL YEAR **2025**

SIMPLIFY WORKFORCE COMPLEXITY

ersonal use only

ersonal use only

OUR PURPOSE

▶ TO INSPIRE EXCELLENCE IN OUR PEOPLE

HIGHLIGHTS

PeopleiN has continued to improve its business fundamentals, navigating a challenging economic environment and strengthening its balance sheet.

- ▶ **Continued improvement in billing rates (+6.9%)**, benefiting from improved candidate and client management.
- ▶ **Further reduction in costs of \$9m**, leveraging technology to lower overhead costs and enable a market leading net revenue margin* of 23.3%.
- ▶ Solid organic EBITDA **growth** for **Professional Services** (4.6%) and **Agri and Food Service** (8.5%).
- ▶ **Strong cash collections of 125.4%** of Normalised EBITDA, **reducing net debt ratio to 1.6x**.
- ▶ Announced **\$6m on-market share buy-back**.
- ▶ Stronger market conditions in Queensland, **provide buoyed confidence**.

* Net Revenue margin is a non-IFRS measure and defined as Normalised EBITDA / Revenue less Cost of Sales

FINANCIAL PERFORMANCE

REVENUE

\$1.1B

-6.5% PCP

- ▶ Reduction in billed hours 11.2%
- ▶ Increase in billed rates 6.9%
- ▶ Services income up 18.1%

NORMALISED EBITDA

\$33.3M

-10.0% PCP

- ▶ Net revenue \$142.5m (down 8.2%)
- ▶ Costs \$9.1m lower
- ▶ Net revenue margin 23.3%

NET DEBT

1.6X NORMALISED EBITDA

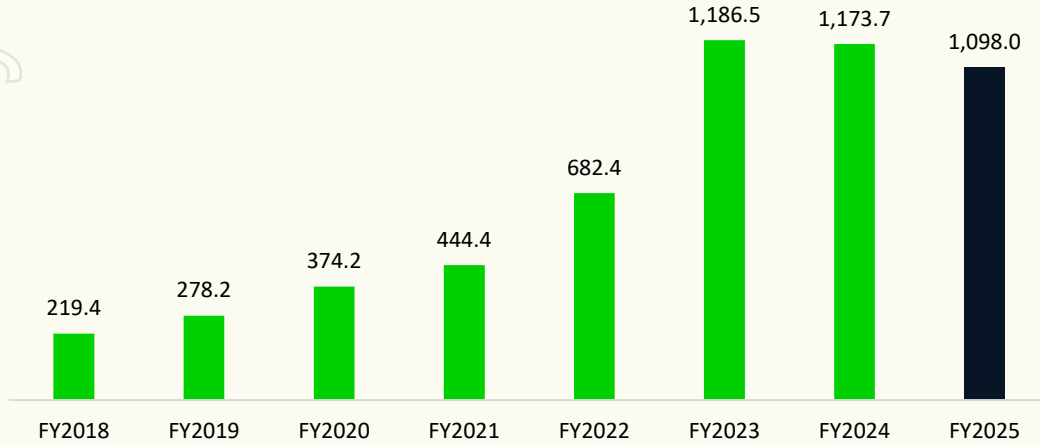
Reduced from 2.1x June 24

- ▶ Cash collections at 125.4%
- ▶ Net debt paid down \$27.4m
- ▶ Cash generation of 40 cents per share

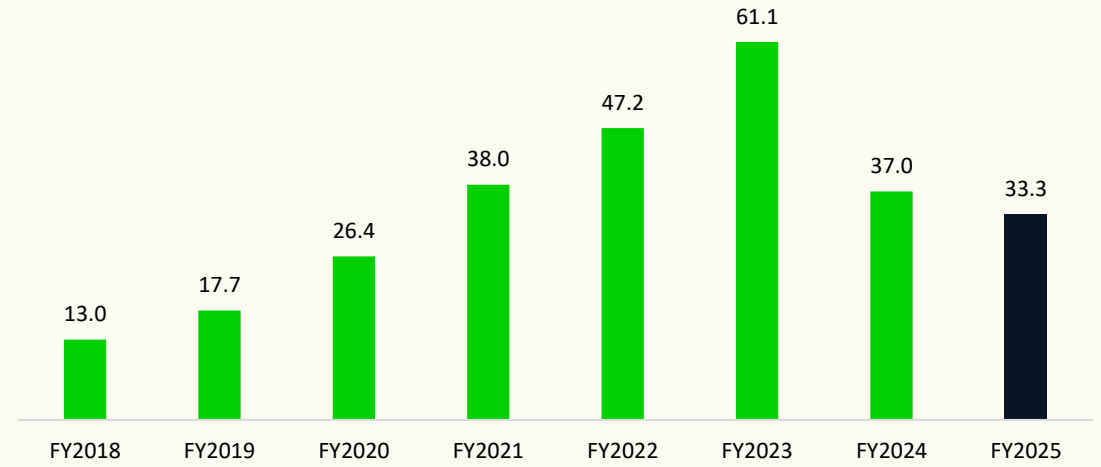
ersonal use only

KEY INDICATOR TRENDS

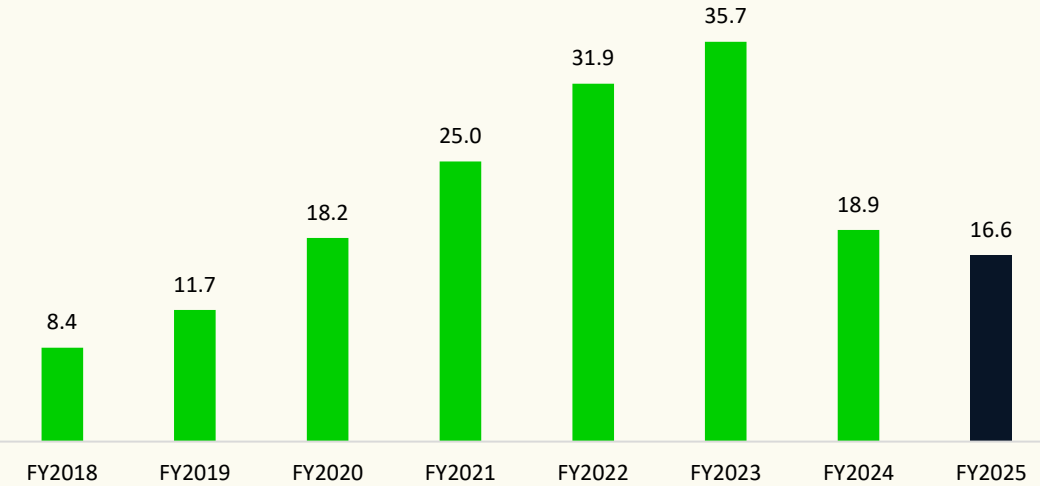
Revenue (\$m)



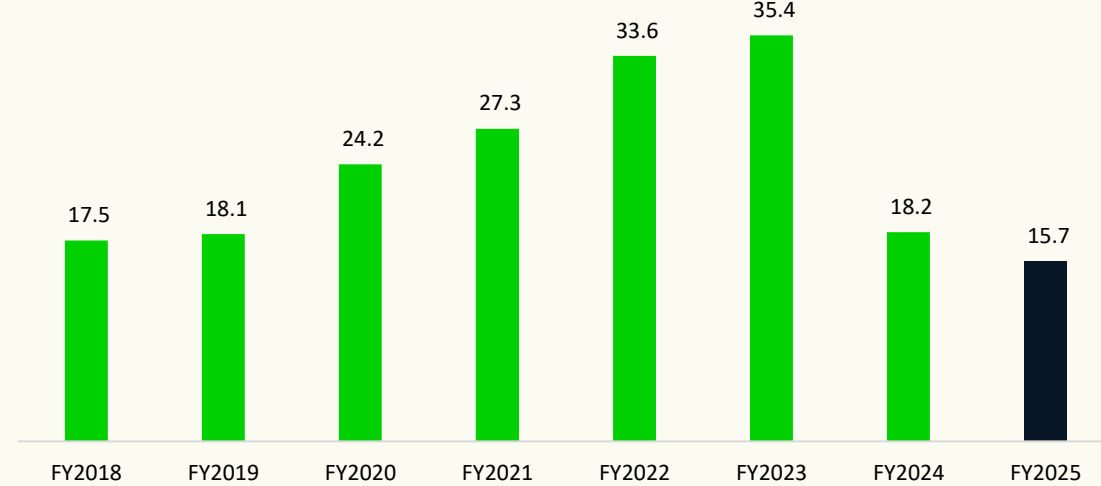
Normalised EBITDA (\$m)



Normalised NPATA (\$m)



Normalised EPS (cents)



Personal use only

FINANCIAL RESULTS IN DETAIL

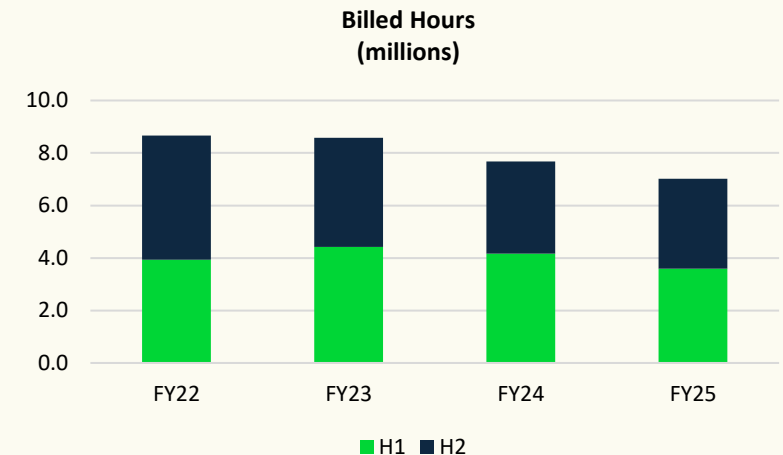
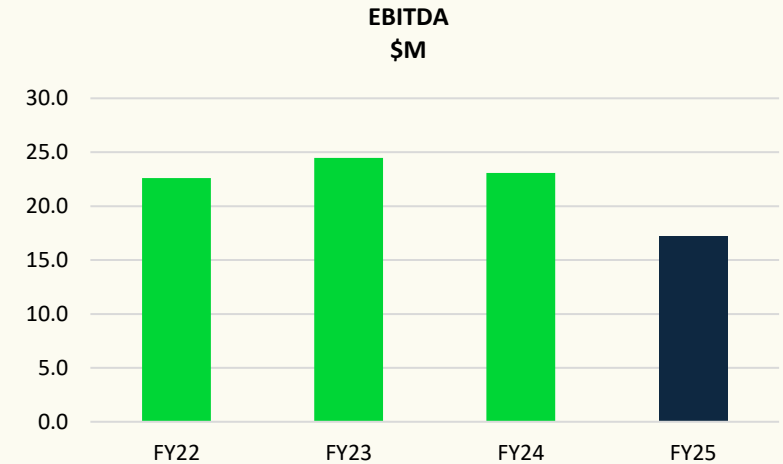
\$'000	FY25	FY24	%
Revenue	1,098,008	1,173,660	(6.4%)
Net Revenue	142,593	155,387	(8.2%)
Operating expenses	109,329	118,424	(7.7%)
Normalised EBITDA	33,264	36,962	(10.0%)
Net Revenue Margin %	23.3%	23.8%	
Normalised EBIT	16,114	16,587	(2.8%)
Normalised NPBT	8,821	8,623	2.3%
Normalised NPAT	6,533	6,101	7.1%
Normalised NPATA	16,614	18,852	(11.9%)
Normalised NPATA per share (cents)	15.6	18.3	(14.8%)

- ▶ **Revenue** down 6.4%, continuing difficult conditions. Hours down 11.2%.
- ▶ **Billed rates remain positive** over prior year up 6.9%.
- ▶ **Focus on efficiency and costs.** Cost \$9.1m lower.
- ▶ Lower permanent revenue in Q3 lowered **Net Revenue Margin to 23.3%**.
- ▶ Lower interest and amortisation costs **improved Normalised NPAT 7.1%**.
- ▶ **Normalised NPATA per share of 15.6 cents.**

ENGINEERING, TRADES AND LABOUR

PERFORMANCE OVERVIEW

- ▶ Billed hours remained softer, down 8.6%.
- ▶ Queensland accounted for 53% of revenue and was heavily impacted by severe weather in Q3 and Q4.
- ▶ Billed rates increased 7.0%, driven by higher-value trade and experienced roles and improved workers' compensation performance.
- ▶ Services revenues continued to grow, up 18.1%, with EBITDA increasing 17.1% (Vision, Mobilise and Timberwolf).
- ▶ Demand was significantly lower in hospitality and education.
- ▶ Positive shift in market conditions in late FY25 and early FY26.



Personal use only

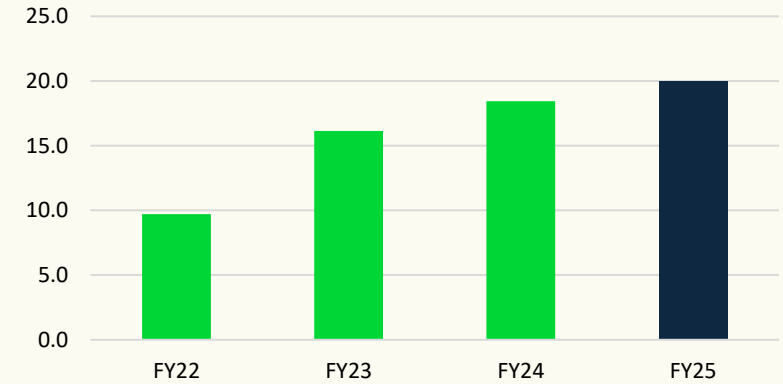


FOOD & AGRICULTURE SERVICES

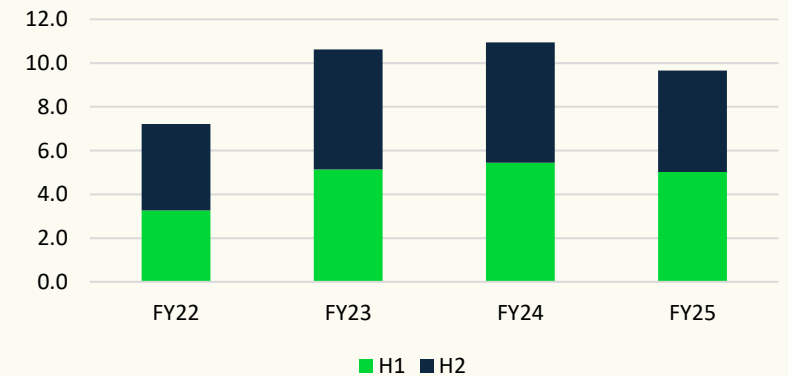
PERFORMANCE OVERVIEW

- ▶ EBITDA increased to \$20m, more than doubling in 3 years since acquisition.
- ▶ Exit of 3 and 4 year 'post covid' PALM visa holders, temporarily reducing hours by 11.7%.
- ▶ Billed rates increased 12.6% with improved candidate and client management and improved contract pricing.
- ▶ Costs reduced by \$3.2m via automation and data analytics.
- ▶ Drought conditions in Victoria and high lamb prices likely to impact growth in short-term.

EBITDA
\$M



Billed Hours
(millions)



RWM Acquisition on 2 June 2022. FY22 Data includes full year pre-acquisition data

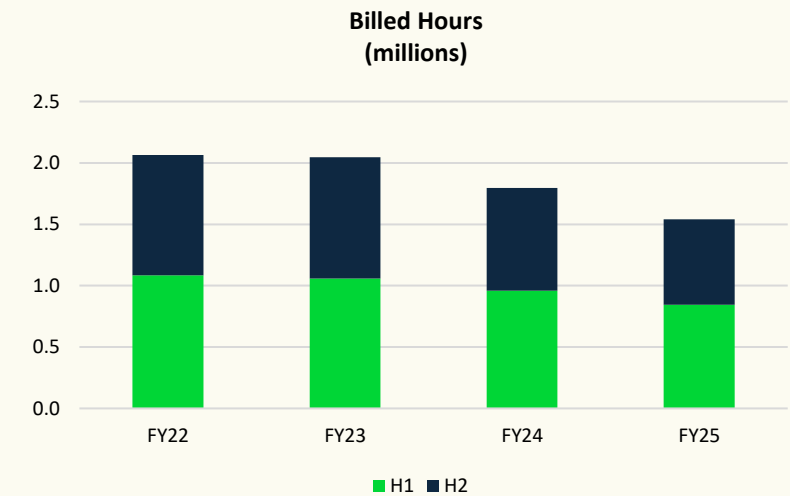
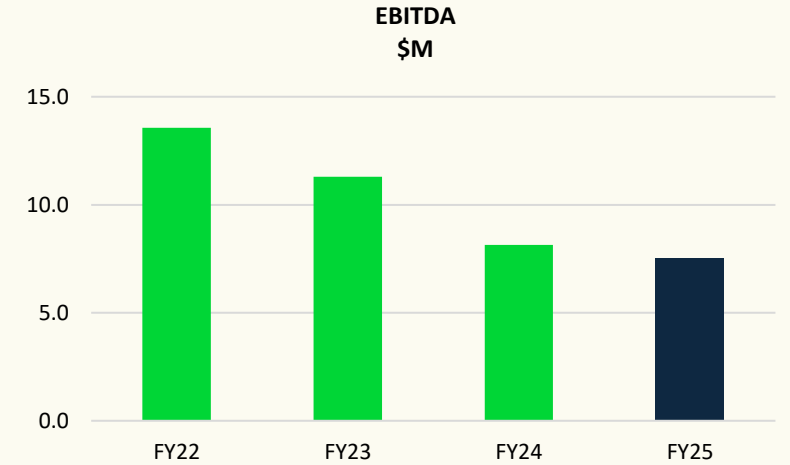


ersonal use only

HEALTHCARE & COMMUNITY

PERFORMANCE OVERVIEW

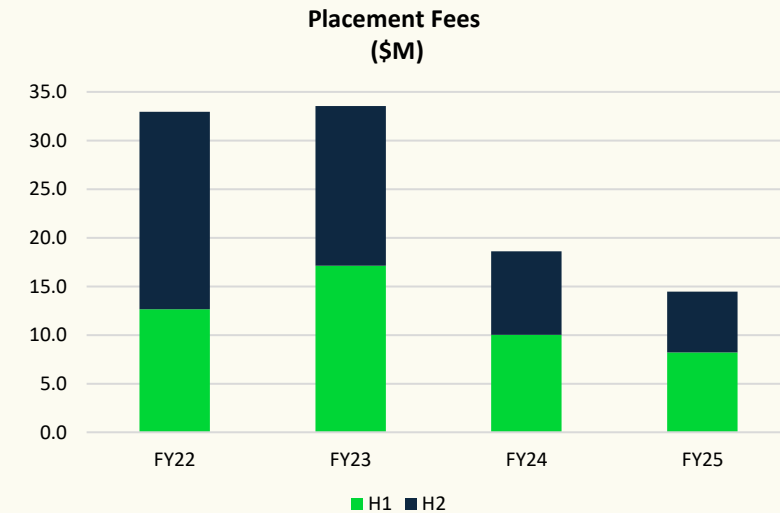
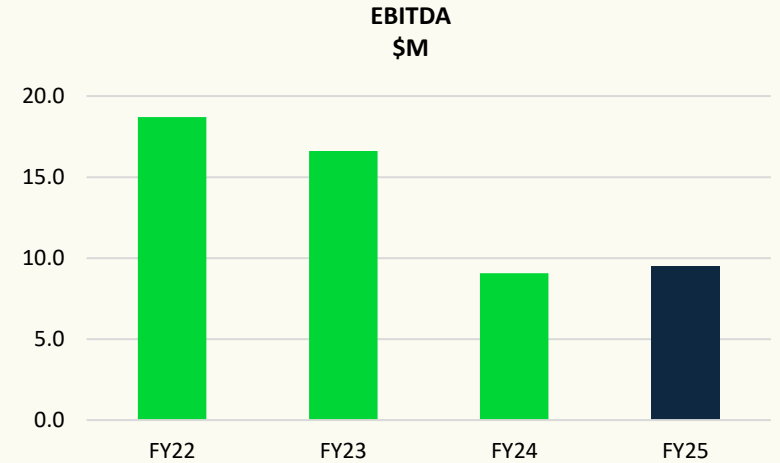
- ▶ Healthcare and Community EBITDA was steady.
- ▶ Continuing lower demand in Health across both Public and Private Hospitals.
- ▶ Community segment demand was strong, primarily across SA and Qld.
- ▶ Program Unite has improved efficiency through increased automation, with costs reduced by \$2.0m.
- ▶ Activity has been stable across June and July 2025 with improving billed rates and cost efficiency.



PROFESSIONAL SERVICES

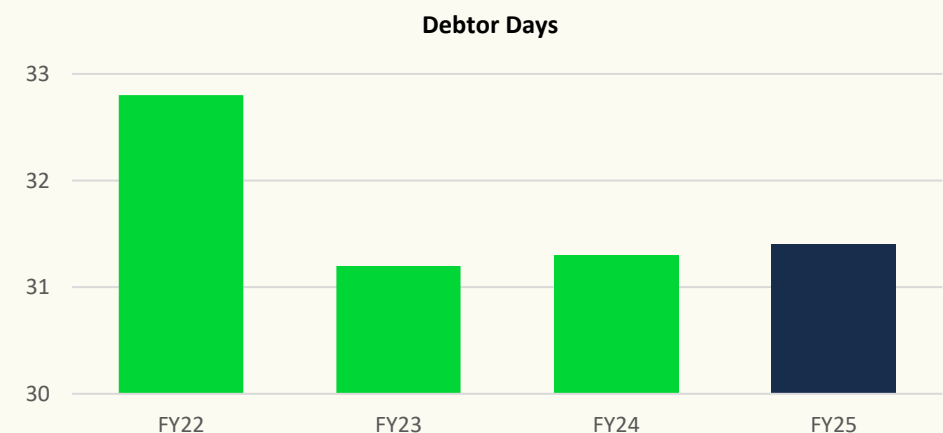
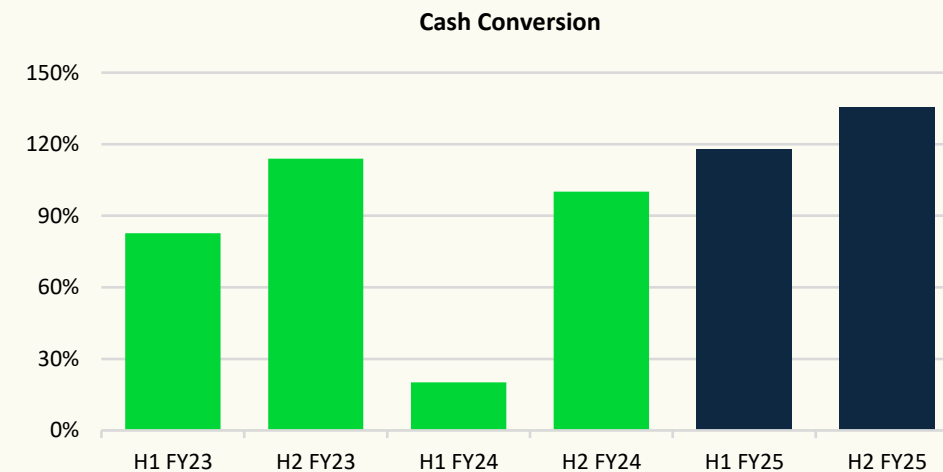
PERFORMANCE OVERVIEW

- ▶ EBITDA up 4.6% due to improved efficiencies and growth in government contracting and consultancy.
- ▶ Temp hours were down 20.6% on the prior year. Slight rebound late in Q4 and July with an increase in finance and technology roles.
- ▶ Permanent placement fees remained subdued for most of FY25. Signs of improvement in Q4 and into July 2025.



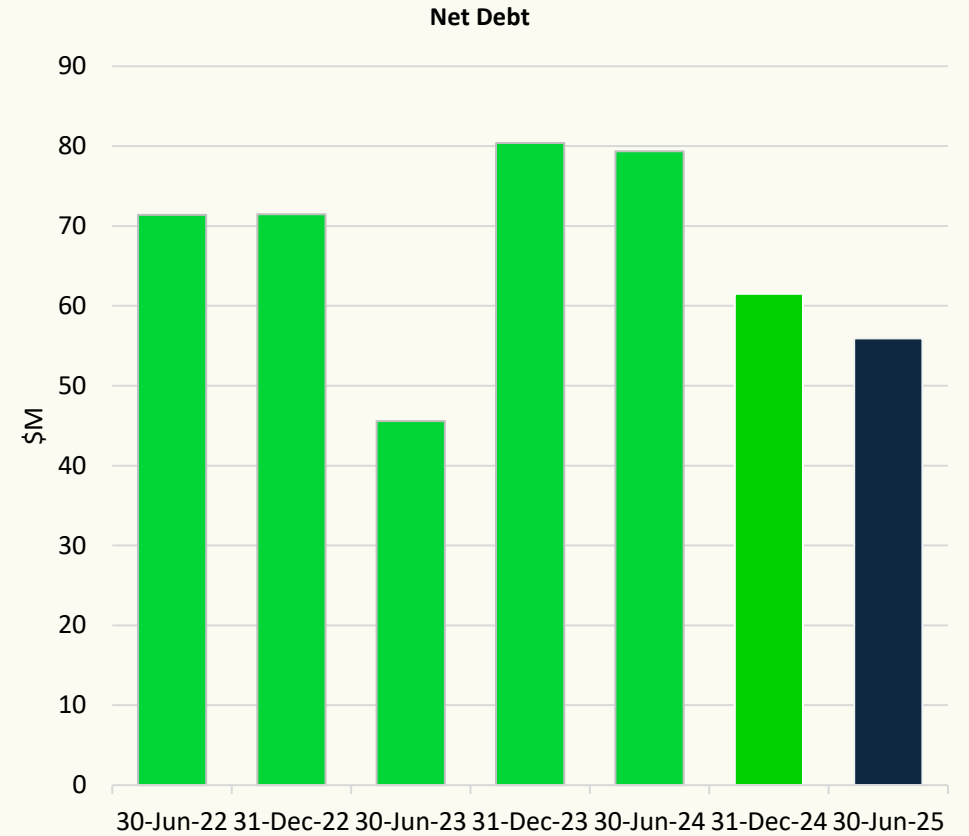
STRONG CASH FLOW

\$'000	FY25	FY24
Cash Flows from Operating Activities		
Receipts from customers	1,226,547	1,277,154
Payments to suppliers and employees	(1,187,833)	(1,266,691)
Operating Cashflow pre interest and taxes	38,714	10,463
Normalised items paid in cash	4,118	7,284
Normalised gross operating cash flows	42,832	17,747
Interest received	384	139
Finance costs	(6,414)	(7,038)
Income tax (paid)/refunded	2,244	(7,147)
Normalised net cash provided by operating	39,046	3,701
Normalised EBITDA (pre NCI)	34,167	37,678
Normalised cash collection to EBITDA	125.4%	47.1%
Normalised cash collection per share (cents)	40.2	17.2



DECLINING NET DEBT

- ▶ Positive cash collections have been used to pay down net debt.
- ▶ **Net debt reduced \$27.4m** during the financial year.
- ▶ **Net debt ratio at 1.6x** with significant headroom on all covenants.
- ▶ **Announced \$6m on-market share buy-back.**
- ▶ Robust balance sheet that provides options for capital deployment.



ersonal use only

QLD WORKFORCE DEMAND IS SURGING

AFR Friday 13 June 2025
www.afr.com | The Australian Financial Review
commercialrealestate.com.au

Commercial Real Estate.com.au

In Queensland, another 18,500 building workers won't be enough

Queensland construction industry needs thousands of workers for 2032 Olympic and Paralympic Games

"Some estimates I've seen would reflect that we'll need 30,000 or 40,000 additional people each year between now and 2032 to deliver all that is on the table (across the whole sector)."

Source: ABC News, 27 March 2025

yahoo/finance

Queensland on the hunt for 50,000 tradies paying up to \$300,000 a year: 'Sky's the limit'

Queensland's construction pipeline is expected to jump to \$77 billion in 2026-2027 and the state desperately needs workers to meet increased demand.

Tamika Seeto · Finance Reporter
Updated 10 April 2025 · 2 min read

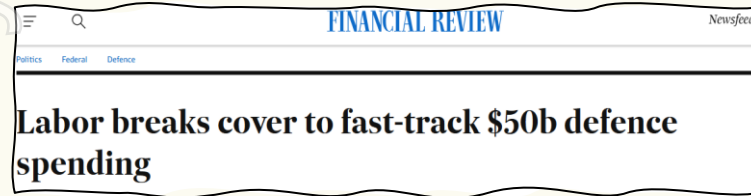
WELL PLACED TO CAPITALISE

- ✓ **Qld is our largest market**
 - 42% of total revenue from Queensland
 - Payrolling around 6,000 people a week across the state
 - Top three provider for all our staffing brands

- ✓ **Long history of staffing solutions for Qld**
 - Founded in Qld
 - Network of established regional offices

PeopleIN's scale, sector expertise and regional reach enable us to be a workforce engine for Queensland's run to 2032.

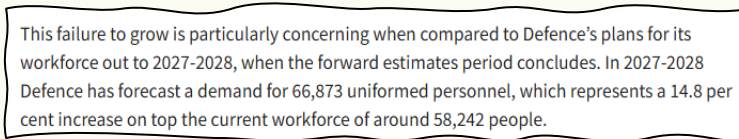
RECORD DEFENCE INVESTMENT



Source: AFR, March 2025



Source: AFR, June 2025



Source: Australian Defence, May 2024



Source: The Australian, August 2025

MOMENTUM BUILDING



Supported Exercise Talisman Sabre 2025 – AWX supplied over 200 skilled personnel to US Navy vessels across Sydney, Brisbane, and Cairns during the largest-ever bilateral exercise between Australia and the United States.



Perigon Group's contract with Boeing extended another 12 months.



Supplied 31 First Nations candidates to support an RAAF Amberley project.



Vision Surveys provided essential survey control and natural surface details for diverse sites within Shoalwater Bay.

POSITIVE OUTLOOK

PeopleiN is well placed to capitalise on significant growth drivers:

- ▶ Strong cash position and balance sheet strength supports targeted accretive acquisitions that generate immediate cost synergies.
- ▶ Leveraging technology-enabled productivity gains to maximise earnings.
- ▶ Expansion into Defence opportunities, including potential Pacific ADF recruitment initiatives and Defence-Industry.
- ▶ Well-positioned to benefit from Queensland infrastructure boom, especially in 2026 through to 2032.

THANK YOU

Q&A

ersonal use only

APPENDICES

ersonal use only

RECONCILIATION OF STATUTORY TO NORMALISED EBITDA

\$'000	FY25	FY24
Statutory Profit/(loss) Before Tax	(10,831)	4,585
Depreciation and Amortisation	17,149	20,375
Finance Costs	7,293	7,964
EBITDA	13,611	32,924
<i>Normalisation adjustments:</i>		
Performance rights costs	10	64
Transaction/restructure costs	1,039	1,581
Write-off acquired receivables	-	2,500
Discontinued operations	307	-
Project Unite costs	2,761	3,140
Fair value movement in contingent consideration	6,130	(6,332)
Share based payments expense	377	3,802
Impairment of intangibles	9,931	-
Minority interests	(902)	(716)
Normalised EBITDA	33,264	36,963

DISCLAIMER

This presentation has been prepared by PeopleIN Limited (Company) together with its related bodies corporate (PeopleIN). The material contained in this presentation is for information purposes only and is intended to be general background information on PeopleIN and its activities. This presentation is not a prospectus, disclosure document or offering document under Australian law (and will not be lodged with ASIC) or any other law. It is for information purposes only and is not, and should not be considered to be, an invitation, offer or recommendation to acquire shares or any other financial products. It is not, and does not purport to contain all the information required to be contained in, a prospectus, disclosure document or offering document under Australian law or any other law.

The information in this presentation is supplied in summary form and does not purport to be complete or to provide all information that an investor should consider when making an investment decision. It should be read in conjunction with PeopleIN's other periodic and continuous disclosure announcements lodged with the Australian Securities Exchange, and in particular, PeopleIN's Interim Financial Report. This presentation is for information purposes only and it is not a financial product nor investment advice (nor tax, accounting or legal advice) nor a recommendation to acquire shares and has been prepared without taking into account the objectives, financial situation or needs of individuals. It is not intended that it be relied upon as advice to investors or potential investors, who should consider seeking independent professional advice depending upon their specific investment objectives, financial situation or particular needs before making an investment decision. Neither this document nor anything contained in it forms the basis of any contract or commitment and no agreement to subscribe for securities will be entered into on the basis of this document. The Company is not licensed to provide, and this presentation does not constitute the provision of, financial product advice in respect of PeopleIN shares. Cooling off rights do not apply to the acquisition of PeopleIN shares. An investment in PeopleIN shares is subject to investment and other known and unknown risks, some of which are beyond the control of the Company. The Company does not guarantee any particular rate of return or the performance of the Company, nor does it guarantee the repayment of capital from the Company or any particular tax treatment.

The material contained in the presentation may include information derived from publicly available sources that have not been independently verified by the Company. No representation or warranty is made as to the accuracy, completeness or reliability of the information. Any information in this presentation is made only at the date of this presentation, and opinions expressed reflect the Company's position at the date of this presentation, and are subject to change. Neither the Company, nor its officers, directors, employees, agents, contractors, advisers or any other associated persons (collectively, "Associated Persons") represents or warrants in any way, express or implied, that the information, opinions, conclusions or other information contained in this presentation, any of which may change without notice, is fair, accurate, complete, up to date or correct. To the maximum extent permitted by law, the Company and its Associated Persons each expressly disclaims and excludes all liability (including, without limitation, any liability arising from fault or negligence) that may arise from, or is connected to, this presentation, or the use of this presentation, or any other written or oral information provided by or on behalf of the Company.

All amounts are in Australian Dollars unless otherwise indicated. A number of figures, amounts, percentages, estimates, calculations of value and fractions in this presentation are subject to the effect of rounding. Accordingly, the actual calculation of these figures may differ from the figures set out in this presentation. Unless otherwise noted financial information in this presentation is based on A-IFRS. PeopleIN uses certain measures to manage and report on its business that are not recognised under Australian Accounting Standards or IFRS. These measures are collectively referred to in this presentation as 'non-IFRS financial measures' under Regulatory Guide 230 'Disclosing non-IFRS financial information' published by ASIC. Management uses these non-IFRS financial measures to evaluate the performance and profitability of the overall business and PeopleIN believes that they are useful for investors to understand PeopleIN's financial condition and results of operations. The principal non-IFRS financial measures that are referred to in the presentation are EBITDA and EBITDA margin. Management uses normalised EBITDA to evaluate the operating performance of the business, without the impact of non-recurring items and the non-cash impact of depreciation and amortisation and interest and tax charges, which are significantly impacted by the historical capital structure and historical tax position of PeopleIN. However, PeopleIN believes that it should not be considered in isolation or as an alternative to net operating cash flow. Other non-IFRS financial measures used in the presentation include EBIT, NPATA, operating cash flow and net debt. Unless otherwise specified those non-IFRS financial measures have not been subject to audit or review in accordance with Australian Accounting Standards.

Forward-looking statements are statements about matters that are not historical facts. Forward-looking statements appear in a number of places in this presentation and include statements regarding PeopleIN's intent, belief or current expectations with respect to business and operations, market conditions, results of operations and financial condition, including, without limitation, future loan loss provisions, financial support to certain borrowers, indicative divers, forecasted economic indicators and performance metric outcomes. This presentation contains words such as 'will', 'may', 'expect', 'indicative', 'intend', 'seek', 'would', 'should', 'could', 'continue', 'plan', 'probability', 'risk', 'forecast', 'likely', 'estimate', 'anticipate', 'believe', or similar words to identify forward-looking statements. These forward-looking statements reflect PeopleIN's current views with respect to future events and are subject to change, certain risks, uncertainties and assumptions which are, in many instances, beyond the control of PeopleIN, and have been made based upon PeopleIN's expectations and beliefs concerning future developments and their potential effect on us. There can be no assurance that future developments will be in accordance with PeopleIN's expectations or that the effect of the future impact on the forward-looking statements made include, but are not limited to, general economic conditions in Australia; exchange rates; competition in the markets in which PeopleIN will operate and the inherent regulatory risks in the businesses of PeopleIN. Assumptions on which forward-looking statements in this presentation are based may or may not prove to be correct and there can be no assurance that actual outcomes will not differ materially from these statements. None of PeopleIN, its related body corporates, their respective officers, employees, agents, advisers nor any other person referred to in this presentation makes any representation as to the accuracy or likelihood of fulfilment of the forward looking statements or any of the assumptions upon which they are based. When relying on forward-looking statements to make decisions with respect to PeopleIN, investors and others should carefully consider such factors and other uncertainties and events. PeopleIN is under no obligation to update any forward-looking statements contained in this presentation, where as a result of new information, future events or otherwise, after the date of this presentation. Past performance of the Company is not an indication of future performance.

Not an offer in the US: This presentation and the information contained in it does not constitute an offer to sell, or the solicitation of an offer to buy, any securities in the United States. This presentation may not be distributed or released in the United States. The securities in the proposed offering have not been, and will not be, registered under the U.S. Securities Act of 1933, as amended (the U.S. Securities Act) or the securities laws of any state or other jurisdiction of the United States. Accordingly, the securities in the proposed offering may not be offered or sold, directly or indirectly, in the United States absent registration or in a transaction exempt from, or not subject to, the registration requirements of the U.S. Securities Act and any other applicable U.S. state securities laws. The release, publication or distribution of this presentation in jurisdictions outside Australia may be restricted by law. Any failure to comply with such restrictions may constitute a violation of applicable securities laws.

No overseas offering: No action has been taken to register the securities referred to in this presentation or otherwise to permit a public offering of securities in any jurisdiction outside Australia. In particular, this presentation is not to be distributed in, and no offer of shares under the proposed offering may be made in countries other than Australia and this presentation does not constitute an offer or invitation to sell, or a solicitation of an offer or invitation to buy, securities in any place in which, or to any person to whom, it would not be lawful to make such an offer or invitation.

ersonal use only

PeopleiN