

ASX RELEASE

10 September 2025

ASX: NVU

Investor Webinar Presentation

Nanoveu Limited (ASX: NVU, OTCQB: NNVUF) (“Nanoveu” or the “Company”), a technology innovator across advanced semiconductor, visualisation, and materials science, is holding its webinar commencing at 10.00 am(AWST) / 12.00pm (AEST) today.

The presentation materials are attached for the information of investors and can also be accessed via the “Announcements” page of the Company’s website <https://nanoveu.com/>.

Key highlights to be discussed:

- OEM design-ins of existing ECS-DoT SoC 22nm solution, with key U.S. Sales Network established
- ECS-DoT Landmark Drone Energy Efficiency Results, Averaging 60% Extended Flight Times with Sub 1mW AI Control
- Tape-out Progress of New Integrated Circuit on TSMC’s 16nm FinFET Process

If you would like to join, please click on the link below to register:

Date: Wednesday, 10 September 2025

Time: 10.00 am Australian Western Standard Time (AWST) / 12.00 noon Australian Eastern Standard Times (AEST)

Invite link: https://zoom.us/webinar/register/WN_B-g6ZOwHQdWrzoZqs_Wq6g

This announcement has been authorised for release by the Board of Directors.

-ENDS-

Nanoveu Media

Alfred Chong, Nanoveu MD and CEO

P: +65 6557 0155

E: info@nanoveu.com

For personal use only

About Nanoveu Limited

Further details on the Company can be found at <https://nanoveu.com/>.

EMASS is a pioneering technology company specialising in the design and development of advanced systems-on-chip (SoC) solutions. These SoCs enable ultra-low-power, AI-driven processing for smart devices, IoT applications, and 3D content transformation. With its industry-leading technology, EMASS will enhance Nanoveu's portfolio, empowering a wide range of industries with efficient, scalable AI capabilities, further positioning Nanoveu as a key player in the rapidly growing 3D content, AI and edge computing markets.

EyeFly3D™ is a comprehensive platform solution for delivering glasses-free 3D experiences across a range of devices and industries. At its core, EyeFly3D™ combines advanced screen technology, sophisticated software for content processing, and now, with the integration of EMASS's ultra-low-power SoC, powerful hardware.

Nanoshield™ is a self-disinfecting film that uses a patented polymer of embedded Cuprous nanoparticles to provide antiviral and antimicrobial protection for a range of applications, from mobile covers to industrial surfaces. Applications include *Nanoshield™ Marine*, which prevents the growth of aquatic organisms on submerged surfaces like ship hulls, and *Nanoshield™ Solar*, designed to prevent surface debris on solar panels, thereby maintaining optimal power output.

Forward Looking Statements This announcement contains 'forward-looking information' that is based on the Company's expectations, estimates and projections as of the date on which the statements were made. This forward-looking information includes, among other things, statements with respect to the Company's business strategy, plans, development, objectives, performance, outlook, growth, cash flow, projections, targets and expectations and related expenses. Generally, this forward-looking information can be identified by the use of forward-looking terminology such as 'outlook', 'ambition', 'anticipate', 'project', 'target', 'potential', 'likely', 'believe', 'estimate', 'expect', 'intend', 'may', 'mission', 'would', 'could', 'should', 'scheduled', 'will', 'plan', 'forecast', 'evolve' and similar expressions. Persons reading this announcement are cautioned that such statements are only predictions, and that the Company's actual future results or performance may be materially different. Forward-looking information is subject to known and unknown risks, uncertainties and other factors that may cause the Company's actual results, level of activity, performance, or achievements to be materially different from those expressed or implied by such forward looking information.

For personal use only

ersonal use only



a  nanoveu business

Investor Webinar

10 September 2025

Disclaimer

IMPORTANT INFORMATION These presentation materials and any accompanying verbal presentation (together, the Presentation Materials) have been prepared by Nanoveu Limited (Company, NVU, Nanoveu) as at 10 September 2025 and statements are current only as at that date. Information in the Presentation Materials remains subject to change without notice. The Company has no responsibility or obligation to inform you of any matter arising or coming to its notice, after the date of this document, which may affect any matter referred to in this document. By receiving the Presentation Materials, you acknowledge and represent to the Company that you have read, understood and accepted the terms of this disclaimer. It is the responsibility of all recipients of these Presentation Materials to obtain all necessary approvals to receive these Presentation Materials and receipt of the Presentation Materials will be taken by the Company to constitute a representation and warranty that all relevant approvals have been obtained.

NOT AN OFFER These Presentation Materials are for information purposes only. The Presentation Materials do not comprise a prospectus, product disclosure statement or other offering document under Australian law (and will not be lodged with the Australian Securities and Investments Commission) or any other law. The Presentation Materials also do not constitute or form part of any invitation, offer for sale or subscription or any solicitation for any offer to buy or subscribe for any securities nor shall they or any part of them form the basis of or be relied upon in connection therewith or act as any inducement to enter into any contract or commitment with respect to securities. In particular, these Presentation Materials do not constitute an offer to sell or a solicitation to buy, securities in the United States of America.

NOT INVESTMENT ADVICE The Presentation Materials are not investment or financial product advice (nor tax, accounting or legal advice) and are not intended to be used for the basis of making an investment decision. Recipients should obtain their own advice before making any investment decision. This document does not constitute financial product advice or take into account your investment objectives, taxation situation, financial situation or needs. This document consists purely of factual information and does not involve or imply a recommendation of a statement of opinion in respect of whether to buy, sell or hold a financial product.

SUMMARY INFORMATION The information in this presentation has been prepared by the Company for the purposes of providing an overview of the Company and its products and technology. The Presentation Materials do not purport to be all inclusive or to contain all information about the Company or any of the assets, current or future, of the Company. The Presentation Materials contain summary information about the Company and its activities which is current as at the date of the Presentation Materials. The information in the Presentation Materials is of a general nature and does not purport to contain all the information which a prospective investor may require in evaluating a possible investment in the Company or that would be required in a prospectus or product disclosure statement or other offering document prepared in accordance with the requirements of Australian law or the laws of any other jurisdiction, including the United States of America.

NO LIABILITY The information contained in this document has been prepared in good faith by the Company however no guarantee, representation or warranty expressed or implied is or will be made by any person (including the Company and its affiliates and their directors, officers, employees, associates, advisers and agents) as to the accuracy, reliability, correctness, completeness or adequacy of any statements, estimates, options, conclusions or other information contained in this document. No person other than the Company is responsible for the preparation of this document. To the maximum extent permitted by law, the Company and its affiliates and their directors, officers, employees, associates, advisers and agents each expressly disclaims any and all liability, including, without limitation, any liability arising out of fault or negligence, for any loss arising from the use of or reliance on information contained in this document including representations or warranties or in relation to the accuracy or completeness of the information, statements, opinions, forecasts, reports or other matters, express or implied, contained in, arising out of or derived from, or for omissions from, this document including, without limitation, any financial information, any estimates, forecasts, or projections and any other financial information derived therefrom. Statements in this document are made only as of the date of this document unless otherwise stated and the information in this document remains subject to change without notice. No responsibility or liability is assumed by the Company or any of its affiliates (or their directors, officers, employees, associates, advisers and agents) for updating any information in this document or to inform any recipient of any new or more accurate information.

FORWARD LOOKING STATEMENTS Statements contained in this document or made during or in connection with this presentation, including but not limited to those regarding the possible or assumed future production, costs, projected timeframes, performance, dividends, returns, revenue, exchange rates, potential growth of the Company, industry growth, product or price forecasts, or other projections and any estimated company earnings are or may contain or comprise forward looking statements. Forward looking statements can generally be identified by the use of words such as 'project', 'foresee', 'plan', 'expect', 'aim', 'anticipate', 'believe', 'estimate', 'may', 'should', or similar expressions. Forward looking statements including all statements in this presentation regarding the outcomes of studies, projections, guidance on future earnings and estimates are provided as a general guide only and should not be relied upon as an indication or guarantee of future performance. Although the Company believes that the expectations reflected in such forward-looking statements are reasonable, these statements relate to future events and expectations and as such involve known and unknown risks and significant uncertainties, many of which are outside the control of the Company. Actual values, achievements, results, performance, actions and developments of the Company may differ materially from those projected, expressed or implied by the forward-looking statements in this document. Such forward looking statements speak only as of the date of this document. There can be no assurance that actual outcomes will not differ materially from these statements. To the maximum extent permitted by law, the Company and any of its affiliates and their directors, officers, employees, agents, associates and advisers disclaim any obligations or undertaking to release any updates or revisions to the information in this document to reflect any change in expectations or assumptions do not make any representation or warranty, express or implied, as to the accuracy, reliability or completeness of the information in this document, or likelihood of fulfilment of any forward looking statement or any event or results expressed or implied in any forward looking statement and disclaim all responsibility and liability for these forward looking statements (including without limitation, liability for negligence). Nothing in this document will under any circumstances create an implication that there has been no change in the affairs of the Company since the date of this document. Accordingly, you should not place undue reliance on any forward-looking statement.

ACCEPTANCE By attending a presentation or briefing, or accepting, accessing or reviewing this document you acknowledge, accept and agree to the matters set out above.

AUTHORISATION This document has been authorised for release by the Company's Board of Directors.

Capital Structure

Nanoveu Share Price

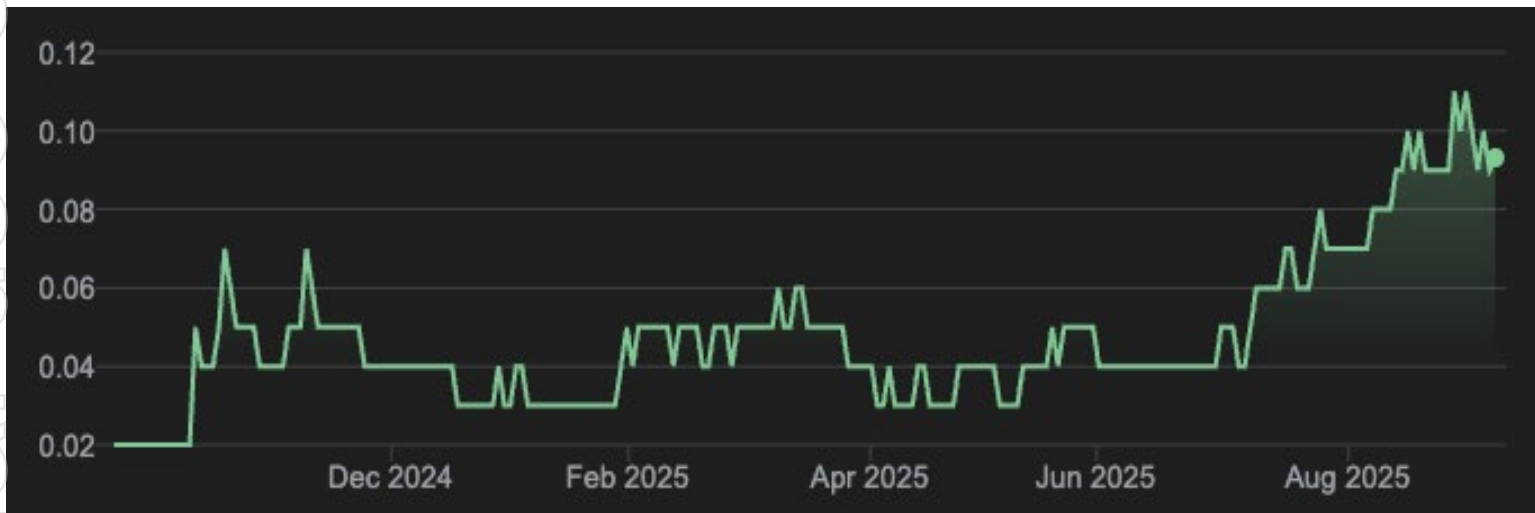
ASX - AUD

Nanoveu Limited (NVU.AX)

1D 5D 1M 6M YTD **1Y** 5Y All

\$0.093

+0.08 ↑ 375.00% 1Y



Capital Structure

ASX Code	NVU
OTCQB Code	NNVUF
Shares on Issue	948.7m
Options on Issue	260.9m
Average Volume	11.8m
Market Cap	\$88.2m
Cash at bank*	\$2.07m

*As at 30 June 2025, before \$2.82m capital raising & option conversions

EMASS Introduction

Fabless Semiconductor Innovator in Edge AI Processing

- Ultra-low-power Edge AI SoCs for always-on intelligence in battery constrained devices

Established Global Operations

- Founded in 2020, Singapore headquartered
- 100% of EMASS acquired by Nanoveu Limited (ASX:NVU), March 2025
- Technical R&D centers in Singapore and Cairo, Egypt
- Commercial development team based in the United States

Expert Team Across Disciplines

- Deep expertise in AI/ML, neural network acceleration, semiconductor design, sensor fusion, and embedded systems
- Experienced management with semiconductor and AI industry backgrounds

Board and Management



Dr. David Pevcic

Executive Chairman

- Experienced professional and investor in the resources and technology sector
- Non-Executive Chairman at Battery Age Minerals Ltd (ASX: BM8).
- Executive Director at Infini Resources Ltd (ASX: I88).
- Holds a Bsc, MBBS, from the university of Western Australia.



Alfred Chong

Group CEO and Director

- Founder of Nanoveu, has 30+ years of experience in scaling companies and trade sales
- Former CEO of: Atex Media Command (APAC), THISS Technologies, 121View
- Former CMO at 3D International



Michael Winlo

Non-Executive Director

- Former CEO of Linear Clinical Research.
- Executive Director at Emyria Ltd (ASX:EMD)
- Former Health Lead at Palantir (NYSE:PLTR).
- Holds an MBA from Stanford and an MBBS from UWA.



Steve Apedaile

Non-Executive Director

- 30 years of experience in accounting
- Worked at KPMG and Horwath Hong Kong.
- Fellow of the ICAEW.
- Member of the AICD.
- Executive Chairman of Sprintex (ASX:SIX).

Semiconductor Leadership Team



Mark Goranson

CEO of Semiconductor Technology

- VP of Global Ops, TE Connectivity
- SVP of Fab Ops, ON Semi
- VP of Fab Ops, Freescale
- Early Member of Intel



Dr. Mohamed Sabry

CTO, Founder of EMASS

- Associate Professor, NTU Singapore
- Postdoc, Stanford
- Recipient of Nanyang Education Award
- Ph.D. from EPFL



Scott Smyser

VP, Sales & Marketing

- EVP Marketing & BD, Si-Ware Systems
- VP & GM, VTI Technologies (Murata)
- SVP Sales, Atomica
- SVP Strategic Sales, Rockley Photonics

Key Operational Updates

OEM Engagement Current ECS-DoT (22nm)

- ECS-DoT has clear differentiation vs. competitors
- Current ECS-DoT is sampling to OEMs
- OEM evaluation and application development ongoing
- Design-ins with targeting ramp to full mask production

Tape-Out Progress Next Gen ECS-DoT (16nm)

- **Efficiency** increase with a smaller **chip**.
- **24 engineers collaborating** with **CND** in creating ECS-DoT Chip.
- Target completion date in **Q4 CY2025** using **TSMC's FinFET** process.
- Transition to BGA packaging supports ultra-compact deployment

Drone Results

- **+60% increased** flight times
- **300+** simulations done to back up the data.
- **No change** in battery, rotor and propulsion system.

Ref: ASX 2 September 2025, 25 August 2025, 6 August 2025

Edge AI Market Opportunity



Core Challenges



High power consumption




Costly architectures



Limited flexibility



Our Solution



Enable meaningful AI
at the sensor Edge



Dramatic improvements in
power, size, cost, and integration

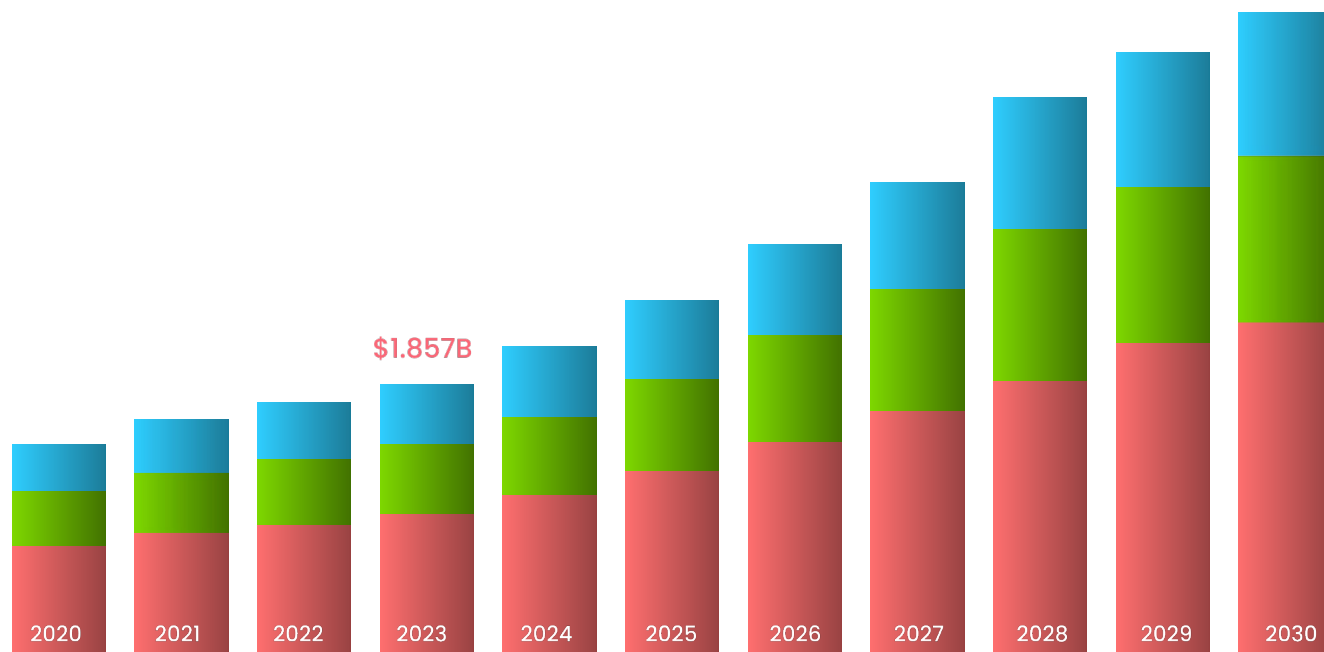


**Unlock new uses cases on
devices** that were previously
impractical

Semiconductor & SoC Market Opportunity

System On Chip Market Size

By Type 2020-2030 (USD Billion)



Source: Grand View Research

● Digital ● Analog ● Mixed

SoC Market Growth:

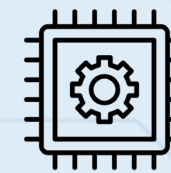

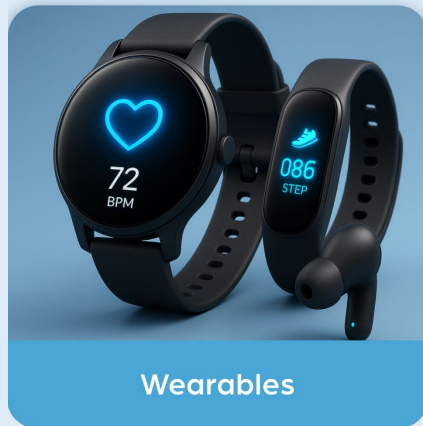
Applications demanding continuous sensing, context awareness, and real-time decision-making

Set to hit
\$325.7B
by 2030

8.5% Global Market CAGR

Driven by AI, 5G, and smart devices.

Target Industries for the ECS-DoT



OEM evaluation and application development ongoing



Wearables, drones, and IoT devices



Design-ins and ramp to production in 2026

Personal use only

OEM Engagement Through Sales Network

TAARCOM
Manufacturers' Representative



IRI

H₂ HARPER AND TWO



Strategic Coverage - reps embedded in key OEM hubs across drones, wearables, healthcare, industrial IoT, and defence



Trusted Relationships - longstanding customer ties and complementary tech expertise, with ECS-DoT positioned as their exclusive Edge AI SoC



Scalable & Efficient Growth - rapid market access without direct regional build-outs overheads, ensuring cost-effective expansion

What is Resonating with OEMs

Latency and energy consumption

- < 10 ms vs. 150-300 ms for competitors*
- 20X lower energy consumption vs. competitors*

Multi-sensor fusion

- Ability to handle audio, vision, and environmental sensors on the same chip
- Versus competitors with single-function solutions

AI model portability with SDK Toolkit

- Accelerates time-to-market by simplifying model migration and reducing development effort

*MLCommons, 2025

ECS-DoT

Redefining What's Possible in Ultra-Low-Power Edge AI

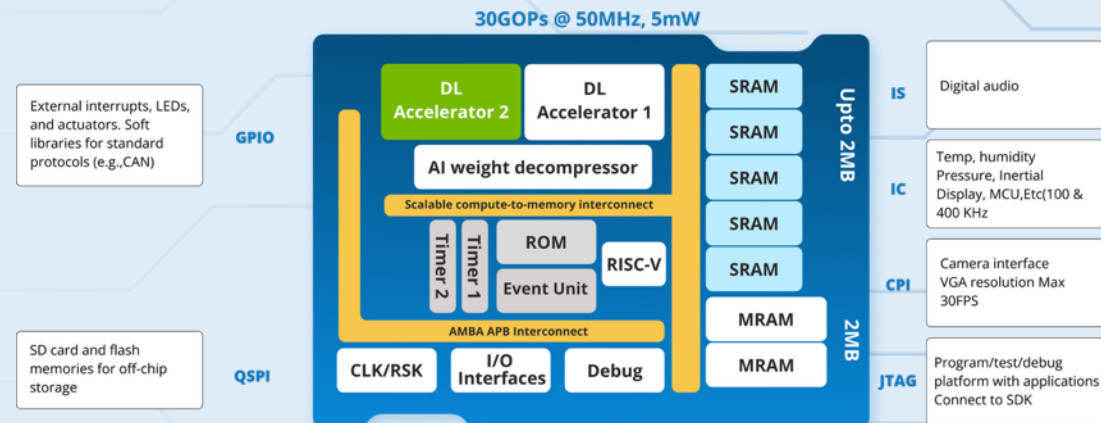
RISC-V control core + Dual DL Accelerators

- Supports audio, vision, and sensor fusion workloads
- Compressed model support (~1.3 bits/weight) for larger models in small memory footprint

Fully on-chip memory

0.1 to 5 mW active power for AI inference

5x5 mm QFN package with minimal BOM



Outperforming Established Edge AI Players

Company	Software Optimization	AI Performance per Watt (Avg/Peak)	Power (Avg/Peak)	AI Performance	Max AI Parameters
EMASS	Yes	3/15 TOPs	0.1mW/10mW	30 GOPs	13 million
Syntiant	No	0.1/1 TOPs	7mW/30mW	6.4 GOPs	7 million
Himax	No	40/320 GOPs	2.5mW/20mW	0.8 GOPs	500 thousand
Ambiq	No	240/133 GOPs	1mW/1.8mW	0.24 GOPs	1 million
Maxim	No	1.6/64 GOPs	50mW/2W	3.2 GOPs	3.5 million

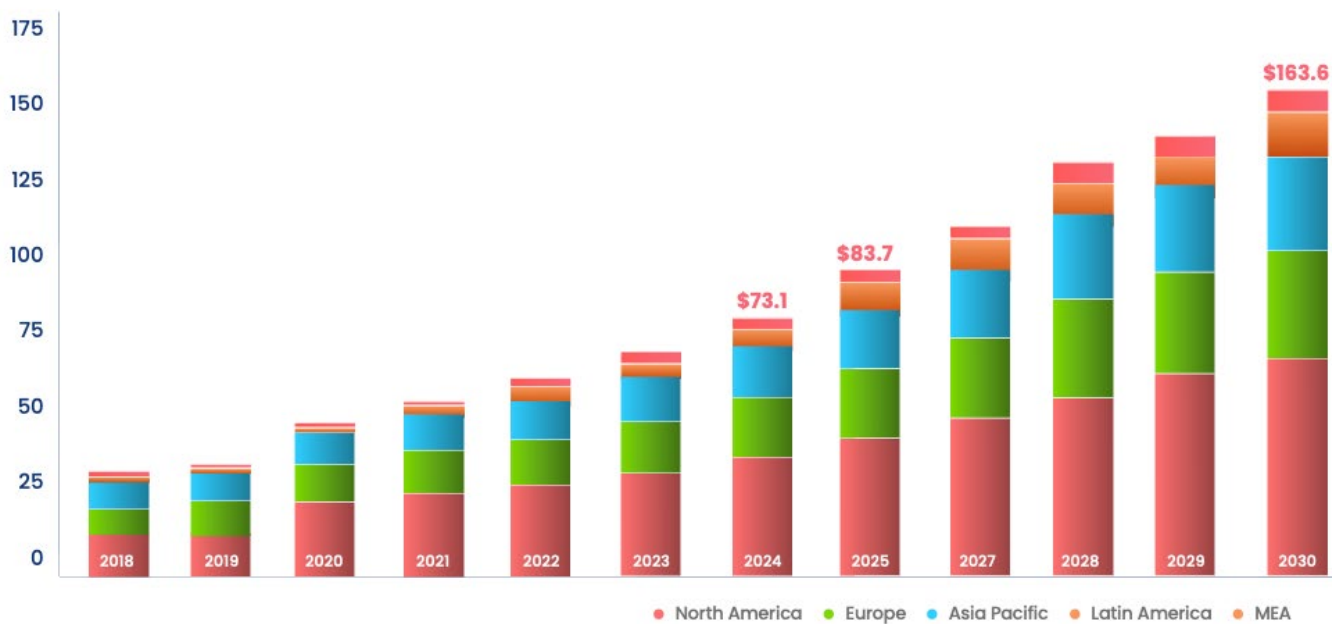


Personal use only

The Drone Opportunity

Drone Market Size

By Region (USD billion)



Source: Grand View Research

Drone Market Growth:

Drones markets are growing across autonomous delivery, agricultural, military / ISR and consumer



Leveraging Drone Gains

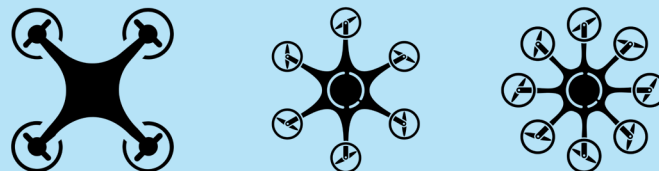
Testing Methodology

- **300+ HIL/SIL** campaigns and 100+ unique flight paths
- **Multi-scenario testing**
- Utilised **Gazebo/ArduPilot** for simulations



Key Performance Increases

- **Quadcopters: +60%** average flight time, up to **+80%**
- **Hexacopters: +58%** average flight time, up to **+74%**
- **Octocopters: +57%** average flight time, up to **+83%**

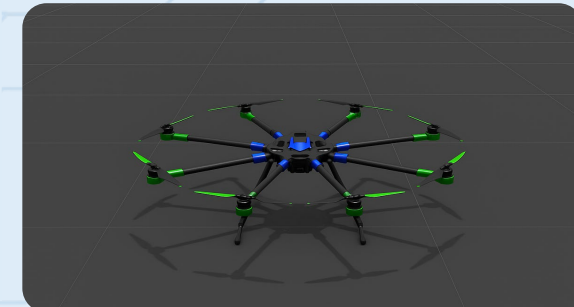
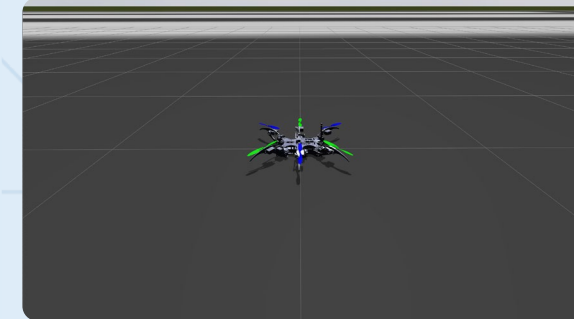
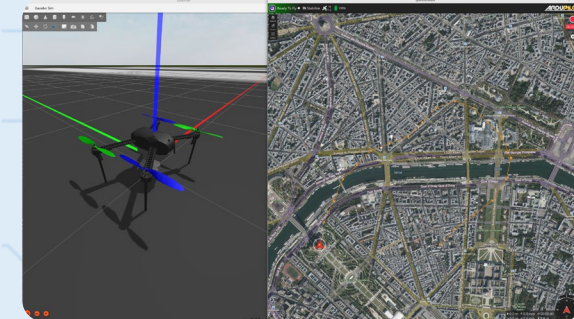


Commercial Development

- Positions **ECS-DoT** as a **disruptive Edge AI** drone chip
- **Enhances OEM sales** and design-ins across drone use-cases
- Conduct **phase 3** live flight trials to **validate** performance in real-world conditions
- Potential for **technology licensing** to Drone companies

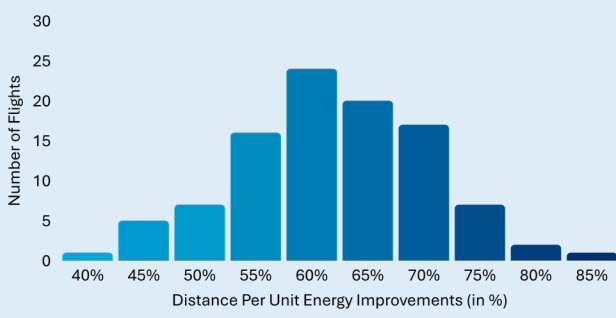
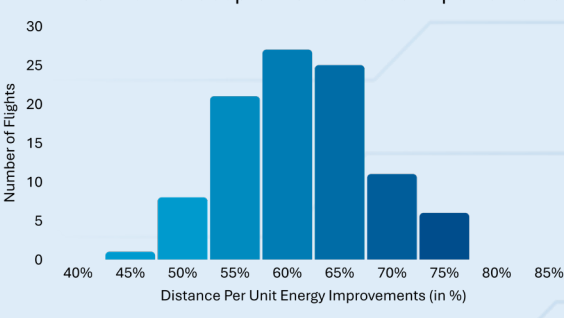
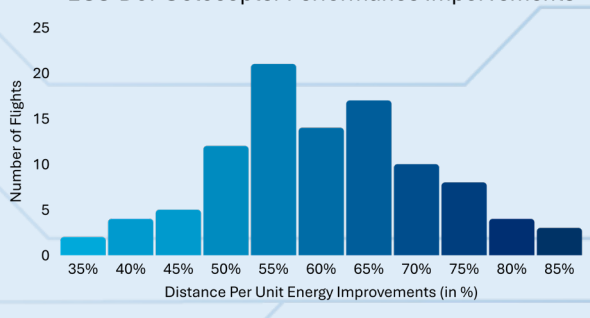
Testing Methodology

Component	Details
Simulation Environment	High-fidelity hardware-in-the-loop (HIL) and software-in-the-loop (SIL) frameworks. ECS-DoT processed real-time sensor data and flight control.
Control Cycle Performance	ECS-DoT achieved stable 50Hz (20ms) closed-loop control cycles while consuming <1 milliwatt of power.
Surrogate Power Models	AI models trained on real propulsion and telemetry data to dynamically predict and optimize energy usage per flight condition.
Test Campaign Scale	Over 300 unique campaigns across multiple drone types, each with 100+ distinct flight paths and mission variations.
Flight Profiles Simulated	Waypoint navigation and loiter Climb/descent under wind
Evaluation Metrics	Energy consumed (Joules) Distance per Joule Mission endurance (minutes of flight time)
System Validations	Demonstrated real-time control, energy efficiency, and flight adaptation without modifying battery or propulsion hardware



Personal use only

Performance Gains

Drone Type	Quadcopter	Hexacopter	Octocopter																																																																				
Graph	<p>ECS-DoT Quadcopter Performance Improvements</p>  <table border="1"> <caption>ECS-DoT Quadcopter Performance Improvements</caption> <thead> <tr> <th>Distance Per Unit Energy Improvements (in %)</th> <th>Number of Flights</th> </tr> </thead> <tbody> <tr><td>40%</td><td>1</td></tr> <tr><td>45%</td><td>5</td></tr> <tr><td>50%</td><td>7</td></tr> <tr><td>55%</td><td>16</td></tr> <tr><td>60%</td><td>24</td></tr> <tr><td>65%</td><td>20</td></tr> <tr><td>70%</td><td>17</td></tr> <tr><td>75%</td><td>7</td></tr> <tr><td>80%</td><td>2</td></tr> <tr><td>85%</td><td>1</td></tr> </tbody> </table>	Distance Per Unit Energy Improvements (in %)	Number of Flights	40%	1	45%	5	50%	7	55%	16	60%	24	65%	20	70%	17	75%	7	80%	2	85%	1	<p>ECS-DoT Hexacopter Performance Improvements</p>  <table border="1"> <caption>ECS-DoT Hexacopter Performance Improvements</caption> <thead> <tr> <th>Distance Per Unit Energy Improvements (in %)</th> <th>Number of Flights</th> </tr> </thead> <tbody> <tr><td>40%</td><td>1</td></tr> <tr><td>45%</td><td>1</td></tr> <tr><td>50%</td><td>8</td></tr> <tr><td>55%</td><td>21</td></tr> <tr><td>60%</td><td>27</td></tr> <tr><td>65%</td><td>25</td></tr> <tr><td>70%</td><td>11</td></tr> <tr><td>75%</td><td>6</td></tr> <tr><td>80%</td><td>0</td></tr> <tr><td>85%</td><td>0</td></tr> </tbody> </table>	Distance Per Unit Energy Improvements (in %)	Number of Flights	40%	1	45%	1	50%	8	55%	21	60%	27	65%	25	70%	11	75%	6	80%	0	85%	0	<p>ECS-DoT Octocopter Performance Improvements</p>  <table border="1"> <caption>ECS-DoT Octocopter Performance Improvements</caption> <thead> <tr> <th>Distance Per Unit Energy Improvements (in %)</th> <th>Number of Flights</th> </tr> </thead> <tbody> <tr><td>35%</td><td>2</td></tr> <tr><td>40%</td><td>4</td></tr> <tr><td>45%</td><td>5</td></tr> <tr><td>50%</td><td>12</td></tr> <tr><td>55%</td><td>21</td></tr> <tr><td>60%</td><td>14</td></tr> <tr><td>65%</td><td>17</td></tr> <tr><td>70%</td><td>10</td></tr> <tr><td>75%</td><td>8</td></tr> <tr><td>80%</td><td>4</td></tr> <tr><td>85%</td><td>3</td></tr> </tbody> </table>	Distance Per Unit Energy Improvements (in %)	Number of Flights	35%	2	40%	4	45%	5	50%	12	55%	21	60%	14	65%	17	70%	10	75%	8	80%	4	85%	3
Distance Per Unit Energy Improvements (in %)	Number of Flights																																																																						
40%	1																																																																						
45%	5																																																																						
50%	7																																																																						
55%	16																																																																						
60%	24																																																																						
65%	20																																																																						
70%	17																																																																						
75%	7																																																																						
80%	2																																																																						
85%	1																																																																						
Distance Per Unit Energy Improvements (in %)	Number of Flights																																																																						
40%	1																																																																						
45%	1																																																																						
50%	8																																																																						
55%	21																																																																						
60%	27																																																																						
65%	25																																																																						
70%	11																																																																						
75%	6																																																																						
80%	0																																																																						
85%	0																																																																						
Distance Per Unit Energy Improvements (in %)	Number of Flights																																																																						
35%	2																																																																						
40%	4																																																																						
45%	5																																																																						
50%	12																																																																						
55%	21																																																																						
60%	14																																																																						
65%	17																																																																						
70%	10																																																																						
75%	8																																																																						
80%	4																																																																						
85%	3																																																																						
Use-cases	<ul style="list-style-type: none"> • Consumer • Enterprise 	<ul style="list-style-type: none"> • Agriculture • Logistics • Terrain Mapping 	<ul style="list-style-type: none"> • Industrial inspection • Defence • Professional 																																																																				
Performance Gains	Achieved up to 80% improvement in mission endurance, with a 60% average extended flight time over baseline	Delivered up to 75% improvement in flight endurance, with an average	Delivered consistent flight endurance up to 85% with an average 57% improvement																																																																				

Higher Performance Across Drone Types

ECS-DoT Phase 2 Results: Overall Flight Time Improvements by Drone Type



- Consistent endurance improvements, majority of runs above **50% gains**
- Demonstrated robustness across mission profiles and environmental stress.
- Establishes ECS-DoT as the benchmark for energy-efficient Edge AI in UAVs.

Target Drone Applications

Drone Use Case	Application Value	Market Size Forecast
Autonomous Delivery Drones	Extended range and endurance aligns with e-commerce/urban logistics	Estimated to grow to approximately US\$10.5 billion by 2030
Agricultural Drones (Precision Farming)	Increased coverage under payload stress (spraying/monitoring)	Estimated to grow to approximately US\$22.5 billion by 2030
Military / ISR Drones	Longer missions, cloud-independent autonomy for tactical ops	Estimated to grow to approximately US\$88.0 billion by 2030
Consumer	Significantly longer flight times without heavier batteries	Estimated to grow to approximately US\$11.6 billion by 2030



Personal use only

Team Developments

Specialized Engineering Team



- 4 senior **PhD-level** engineers
- 5 experienced engineers with **significant industry expertise**
- 5 mid-level engineers
- 7 junior engineers and interns
- 10-member **analog Division**



Partnership with Center of Nanoelectronics and Devices (CND)



- Access to a **highly talented** team within our **region**
- Efficient **scaling** at **lower cost**.
- **Fast-tracking** our path to **fabrication**



Global Software Expansion (EG + SG)




- Expanding embedded & edge-AI engineering team for firmware, system integration, app enablement
- Shipping with **full software stack**, **adoption-ready** & **customer-compatible**



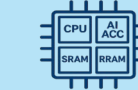
Core Technical Focus

Advanced Packaging for Integration

- Reducing footprint
- Enhancing performance in space constraint environments
- Critical for mobile and embedded cases



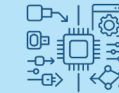
Digital Architecture for Low-Latency Edge AI



On-Chip memory innovations



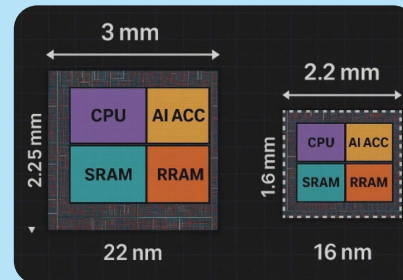
AI system optimization techniques



Advanced I/O and interface frameworks

Built on TSMC's 16nm Fin Field Effect Transistor (FinFET)

- Higher Perf. & Lower Power
- Smaller Die Size
- Production Ready



Integrating Wireless Connectivity



Bluetooth 5.x + Bluetooth Mesh



Wi-fi



Lora for low-power, long-range (optional)

ECS-DoT Engagement with OEMs


Current (22nm) ECS-DoT chip sampling

New evaluation platform

- Arduino-like dev board with USB-C connection
- SDK Toolkit for model translation and optimization

OEMs are:

- Doing evaluation and comparison
- Starting application development





a  nanoveu business

Thank You

Head Office

Level 45, 108 St Georges Terrace
Perth WA, 6000 Australia
+61 8 6244 9095

www.nanoveu.com

Singapore Office

20 Ayer Rajah Crescent
08-09 Singapore 139964
+65 6557 0155

ersonal use only