



Northern Hemisphere Roadshow

Doubling Reserves year-on-year

September 2025

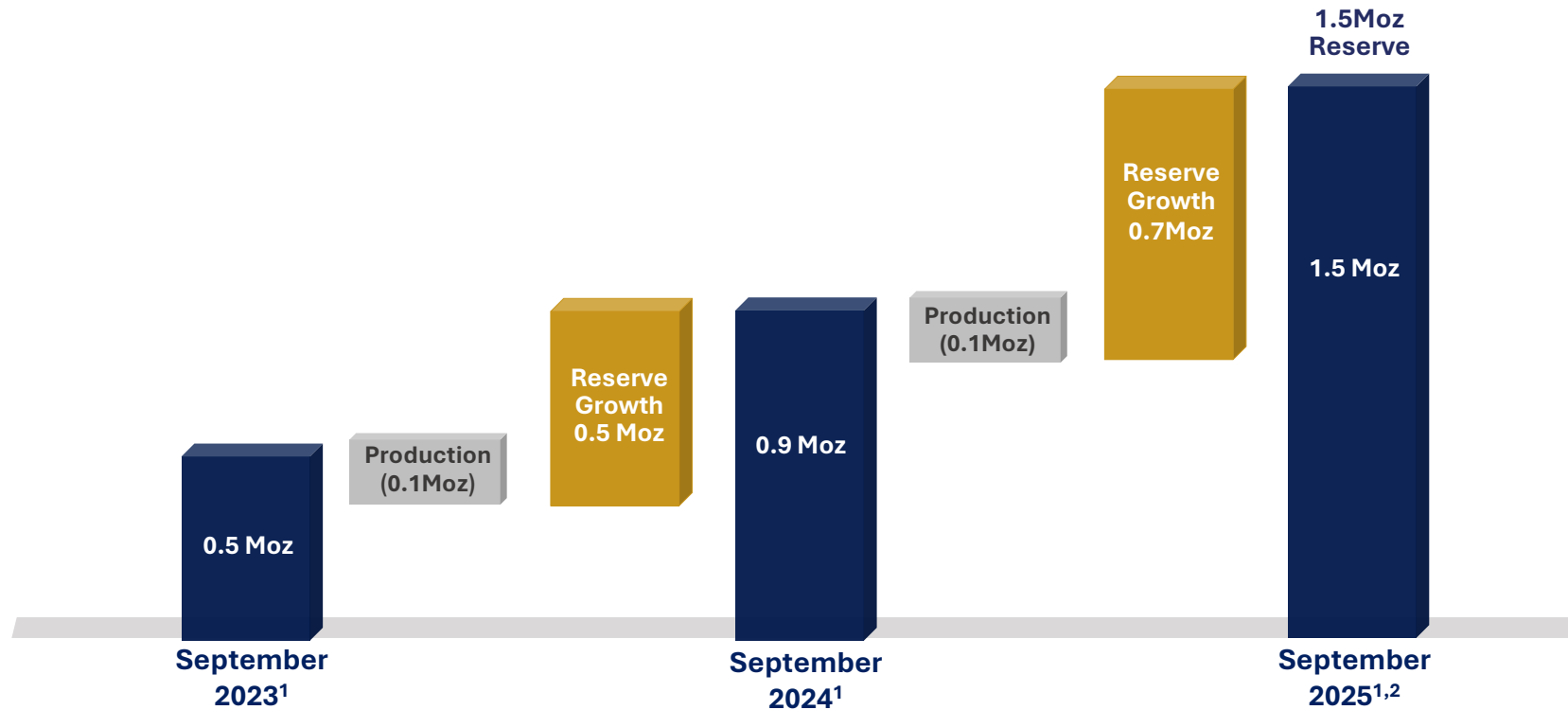
ASX:CYL

ersonal use only

1.5Moz Reserve – a significant step toward the “2Moz Reserve” target

Reserve base supports increased production rate of 200koz pa for +10 years

100% year-on-year Reserve growth (after depletion)



(1) CYL announcement 11 October 2024 “Annual Mineral Resource and Ore Reserve Update”,

(2) CYL announcement 10 September 2025 “Northern Hemisphere Roadshow – Corporate Presentation”, CYL announcement 31 January 2025 “K1 and K3 Mineral Resource Update” and CYL announcement 8 May 2025 “Catalyst acquires Old Highway Gold Project”

Simple portfolio – two large strategic gold belts underpinning long-term organic growth

Strong balance sheet and existing operations provide a strong foundation to achieve ±200koz production and ±2Moz Reserve targets

Group Production

~108koz pa¹ (FY25)
(unhedged, selling at spot)

AISC

A\$2,317/oz¹

Group Reserves

1.5Moz @ 2.6g/t²
(30 June 2025)

Group Resources

4.2Moz @ 3.2g/t^{2,3}

Plutonic Gold Belt

PRODUCTION

Context:

Flagship asset; operating mine with a plan to fill underutilised mill from five shallow, underexplored deposits

Three-year strategy:

Increase production organically from ±100koz pa¹ to ±200koz* pa while lowering long term costs to ~A\$2,000/oz*

Production: ~100koz pa¹

AISC: A\$2,317/oz¹

Reserves²: 1.5Moz (30 June 2025)

Resource³: 4.2Moz

Bendigo Gold Belt

EXPLORATION

Context:

High grade Resource with processing solution, tailings and accommodation already in place

Three-year strategy:

Two key milestones of (1) securing underground decline approval and (2) growing high-grade Resources

Resource³: 163koz @ 7.7g/t (incl. 70koz @ 26.2g/t)

Processing: Already secured via processing plant 100km south

Head Office
Perth

(1) CYL announcement 24 July 2025 "June Quarterly Activities Report" Plutonic Q4 AISC (2) CYL announcement 10 September 2025 "Northern Hemisphere Roadshow – Corporate Presentation" (3) CYL announcement 11 October 2024 "Annual Mineral Resource and Ore Reserve Update", CYL announcement 31 January 2025 "K1 and K3 Mineral Resource Update" and CYL announcement 8 May 2025 "Catalyst acquires Old Highway Gold Project"

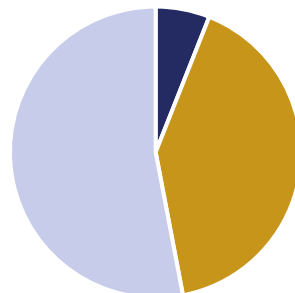
Corporate Overview

Capital Structure (as at 9 September 2025)

Share Price	A\$8.22
Shares on Issue	252m
Market Capitalisation	A\$2.1bn
Cash and Bullion (at 30 June 2025)	A\$230m
Kaiser Reef Investment ¹ (19.9%)	A\$29m
Debt	Nil
Pro-Forma Enterprise Value	A\$1.8bn

Substantial Shareholders

Board & Management	6%
Other institutions	41%
Other	53%



Balance Sheet

Cash
A\$230m

Available Liquidity
A\$330m

(Incl. undrawn corporate revolving debt facility of A\$100m)

Drawn debt
nil

Broker Coverage



(1) Kaiser Reef Investment value assumes 118,649,875 KAU shares issued to Catalyst on completion of Henty transaction, and KAU close price of A\$0.245 as at 9 September 2025

Personal use only



The Plutonic Gold Belt

10 years at 200koz pa

Five deposits. One plant. A path to 200koz pa

Multiple mines feeding a central processing plant



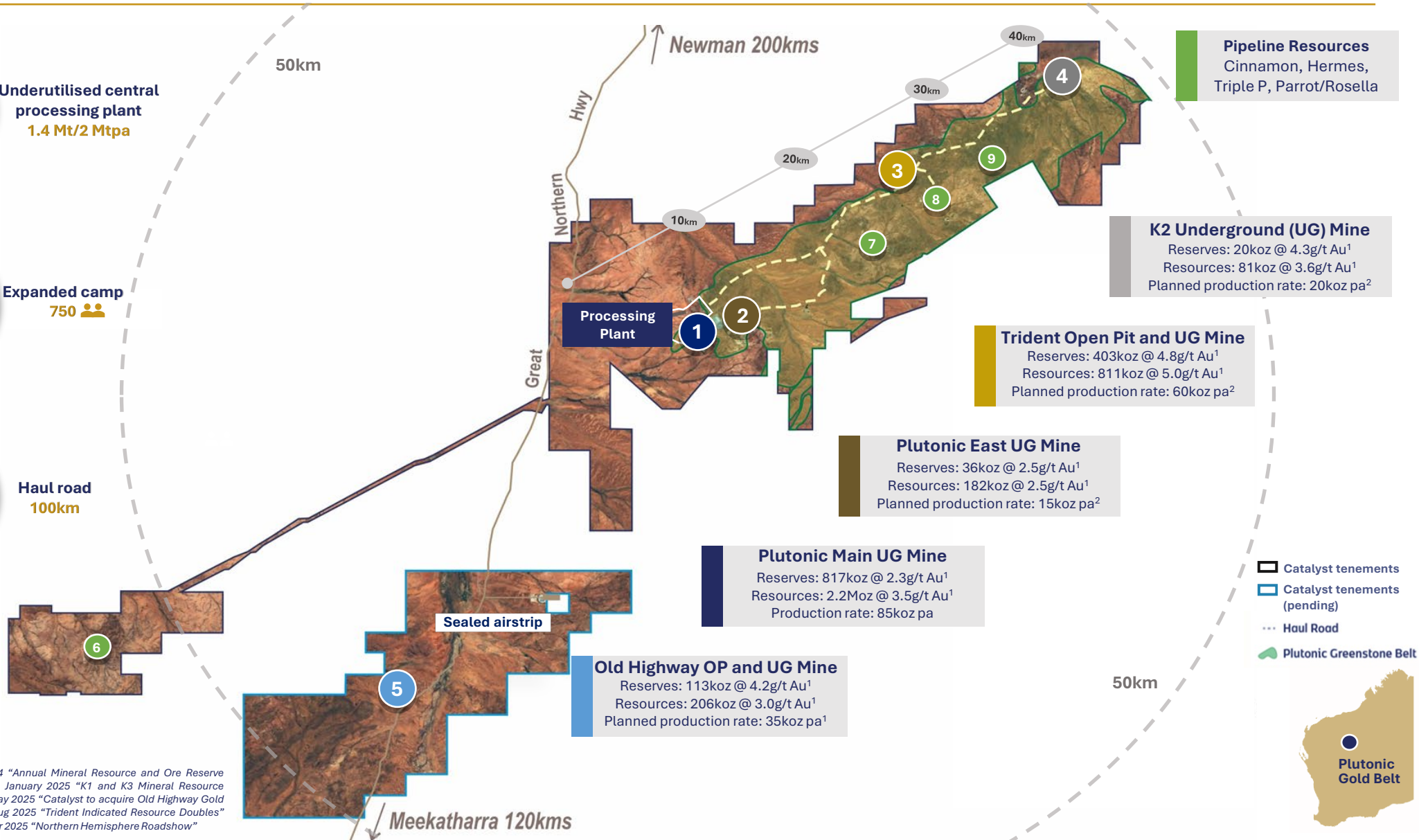
Underutilised central processing plant
1.4 Mt/2 Mtpa



Expanded camp
750



Haul road
100km



(1) CYL announcement 11 October 2024 "Annual Mineral Resource and Ore Reserve Update" and CYL announcement 31 January 2025 "K1 and K3 Mineral Resource Update" and CYL announcement 8 May 2025 "Catalyst to acquire Old Highway Gold Project" and CYL announcement 4 Aug 2025 "Trident Indicated Resource Doubles" and CYL announcement 10 September 2025 "Northern Hemisphere Roadshow"

Personal use only

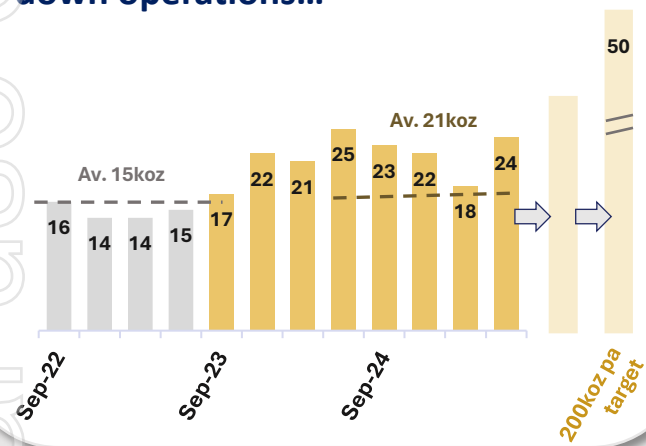
Growing Reserves support future production

Doubling Reserves and increasing grade

Two-year timeline since consolidating the Plutonic Gold Belt

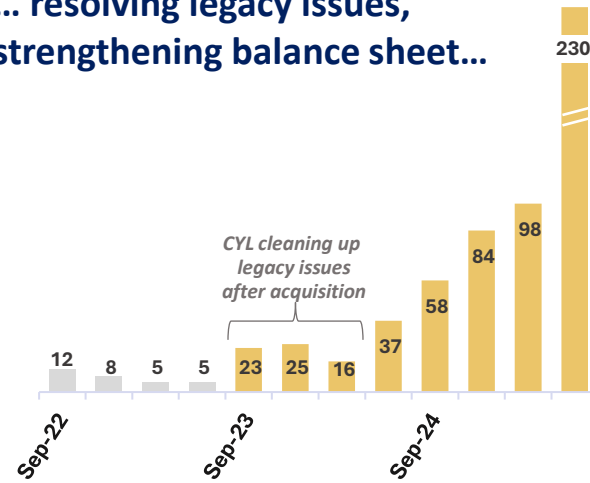
Foundations in place to execute on strategy to increase production rate to ±200koz pa

24 months of bedding down operations...



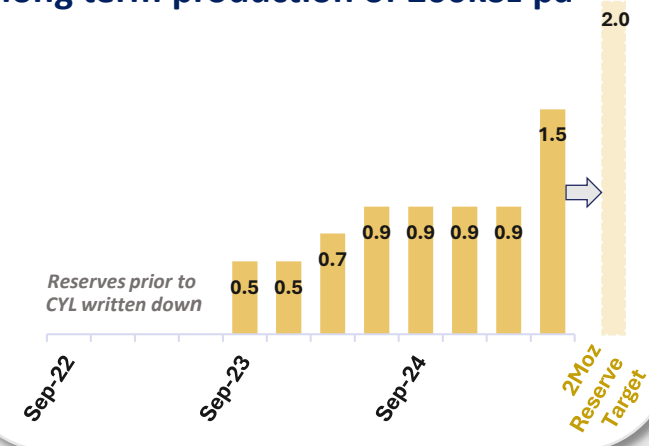
Plutonic gold production (koz)

... resolving legacy issues, strengthening balance sheet...



Cash and bullion¹ (A\$m)

... and adding Reserves to support long term production of 200koz pa



Plutonic Belt Reserves (Moz)

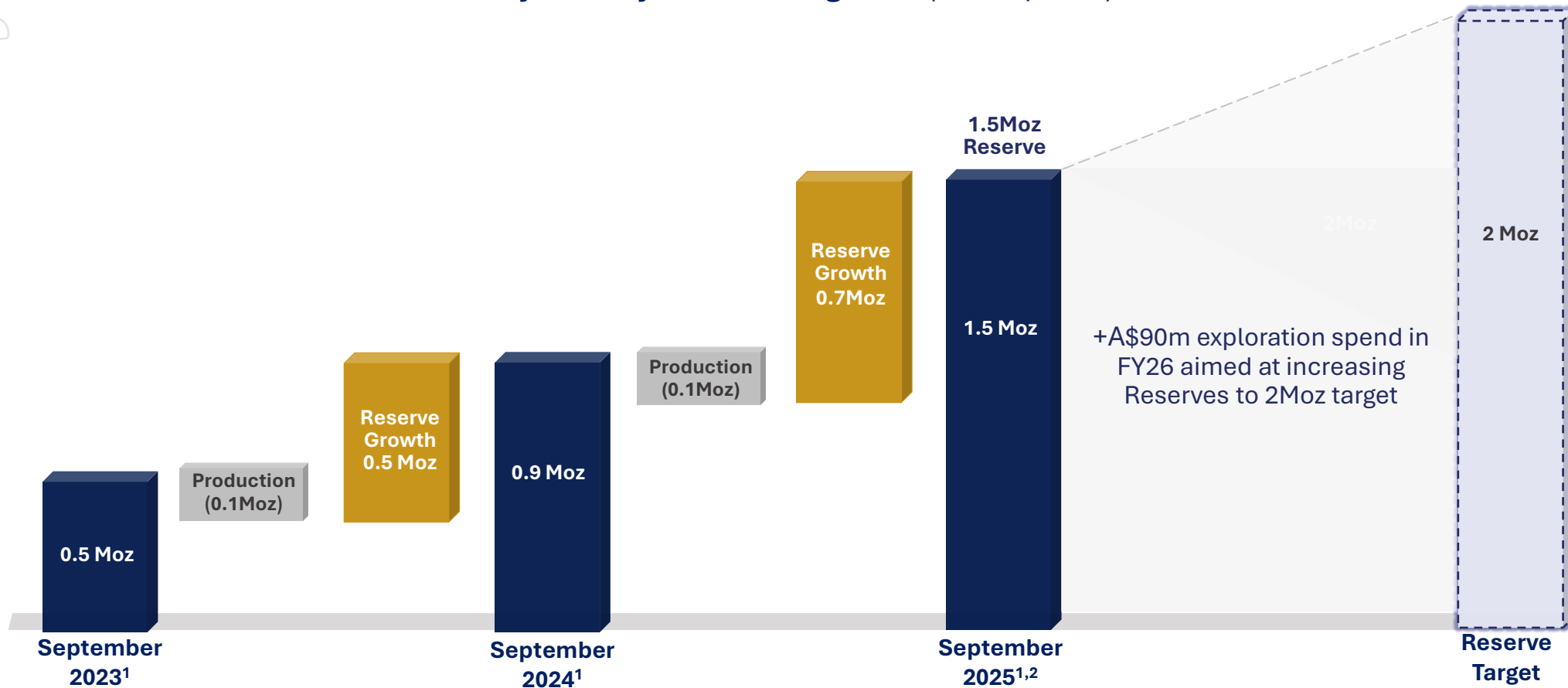


(1) Sourced from internal records and Superior Gold Inc. Management Discussion and Analysis available on SEDAR website

1.5Moz Reserve – a significant step toward the “2Moz Reserve” target

Reserve base will underwrite increased production rate of 200koz pa for +10 years

100% year-on-year Reserve growth (after depletion)

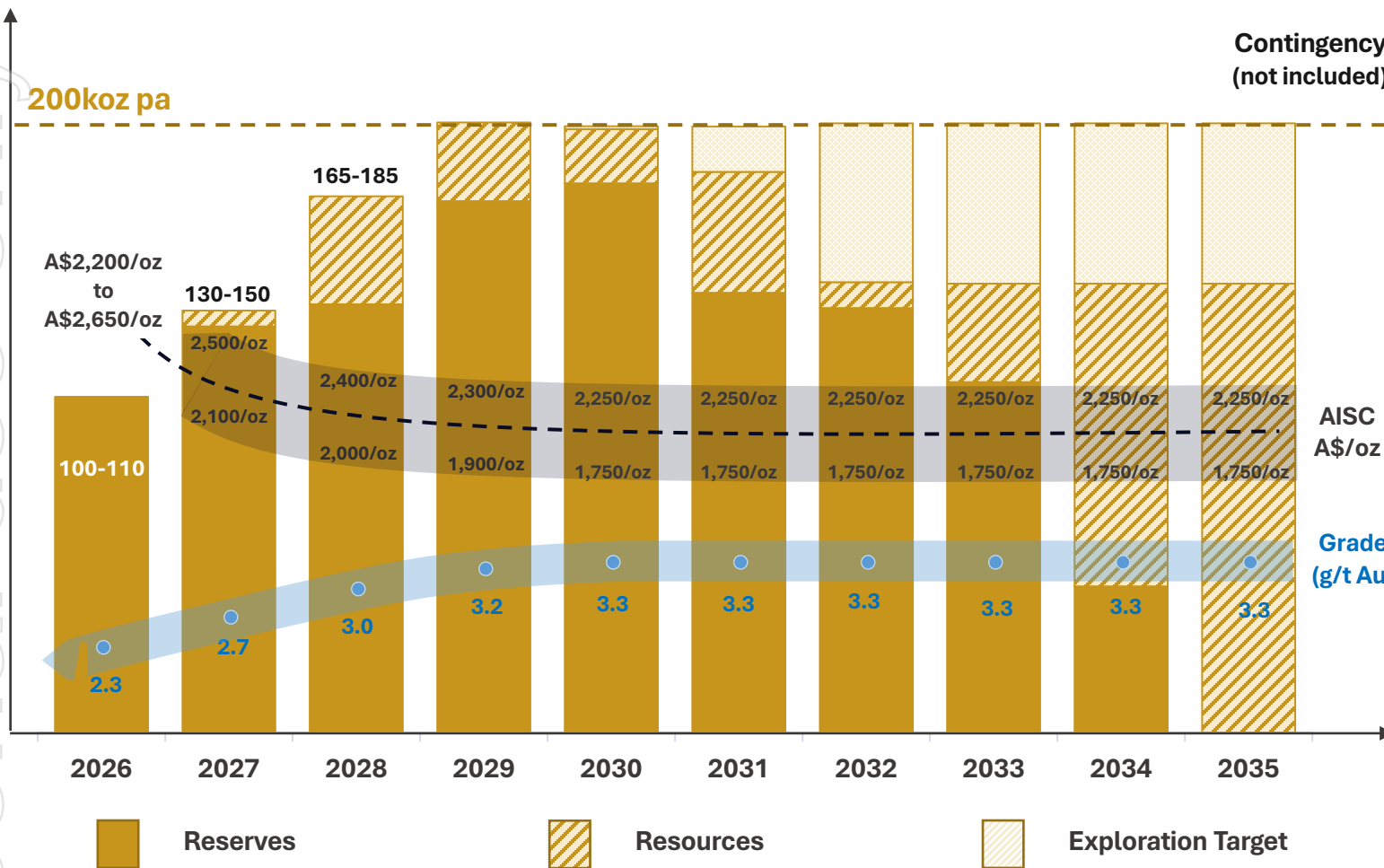


(1) CYL announcement 11 October 2024 “Annual Mineral Resource and Ore Reserve Update”,
(2) CYL announcement 10 September 2025 “Northern Hemisphere Roadshow – Corporate Presentation”, CYL announcement 31 January 2025 “K1 and K3 Mineral Resource Update” and CYL announcement 8 May 2025 “Catalyst acquires Old Highway Gold Project”

Two-thirds of 10-year plan underwritten by Reserves

Lifting grade and throughput expected to lead to lower cost profile

Gold Production (koz)



Contingency (not included)

Pipeline Resources
Cinnamon, Hermes, Triple P, Parrot/Rosella

Steady state production and grade ^{1,2}		
Old Highway	35koz	3.2g/t
K2	20koz	4.3g/t
Trident	60koz	4.8g/t
Plutonic East	15koz	2.5g/t
Plutonic Main	85koz	2.3g/t
	200-215koz	

The Production Target contains approximately 73% of Ore Reserves and Indicated Resources with 15% in the Inferred Mineral Resource classification and 12% attributable to exploration targets. There is a low level of geological confidence associated with Inferred Mineral Resource and there is no certainty that further exploration work will result in the conversion to Indicated Mineral Resource or that the Production Target itself will be realised. The potential quantity and grade of an exploration target is conceptual in nature, there has been insufficient exploration work to determine a mineral resource and there is no certainty that further exploration work will result in the determination of mineral resources or that the production target itself will be realised.

(1) CYL announcement 8 May 2025 "Catalyst to acquire Old Highway Gold Project" (2) CYL announcement 10 September 2025

Personal use only



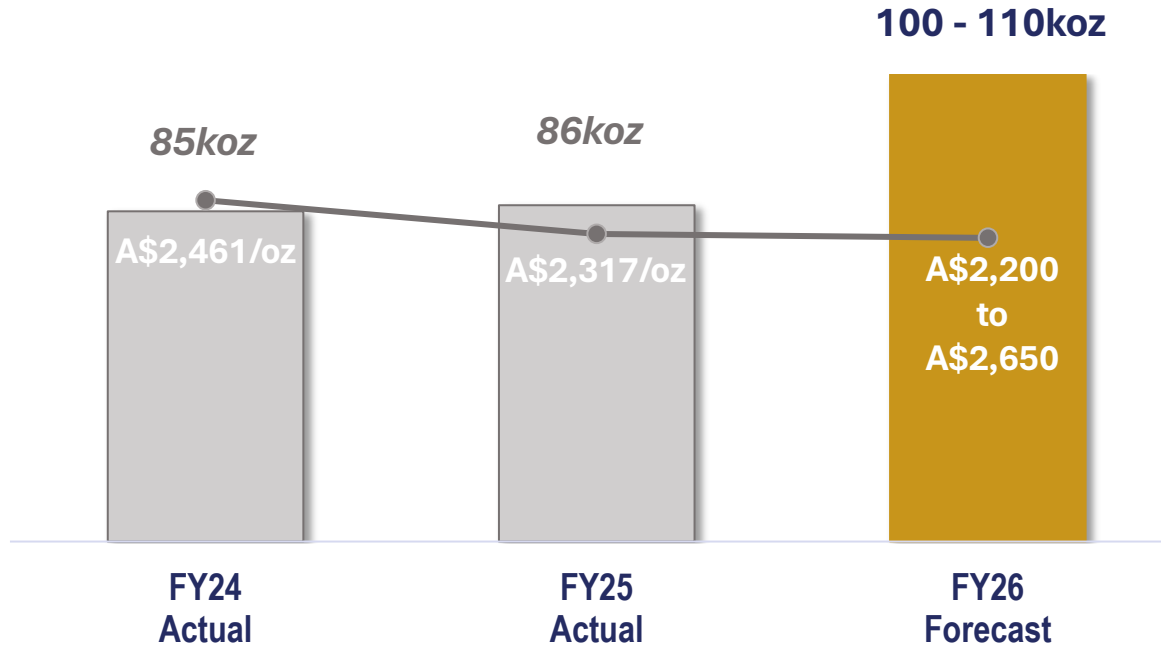
2026 Outlook

Strong balance sheet ensures growth plans remain on-track

FY26 guidance

New mines lift production; exploration spend continues with 14 rigs across the belt

Plutonic Belt gold production (koz)



- Production weighted toward back end of FY2026
- Production increase of 28%
- New mines ramp up during the year

Production (koz)¹	85	86	100 – 110
AISC (A\$/oz)¹	2,461	2,317	2,200 – 2,650
Non-discretionary capital (A\$m)		42	30
Growth capital (A\$m)		17	63
Exploration (A\$m)		40	± 90

Note: Henty Gold Mine was sold FY25. Historical data shown above has been adjusted to reflect Plutonic only operations

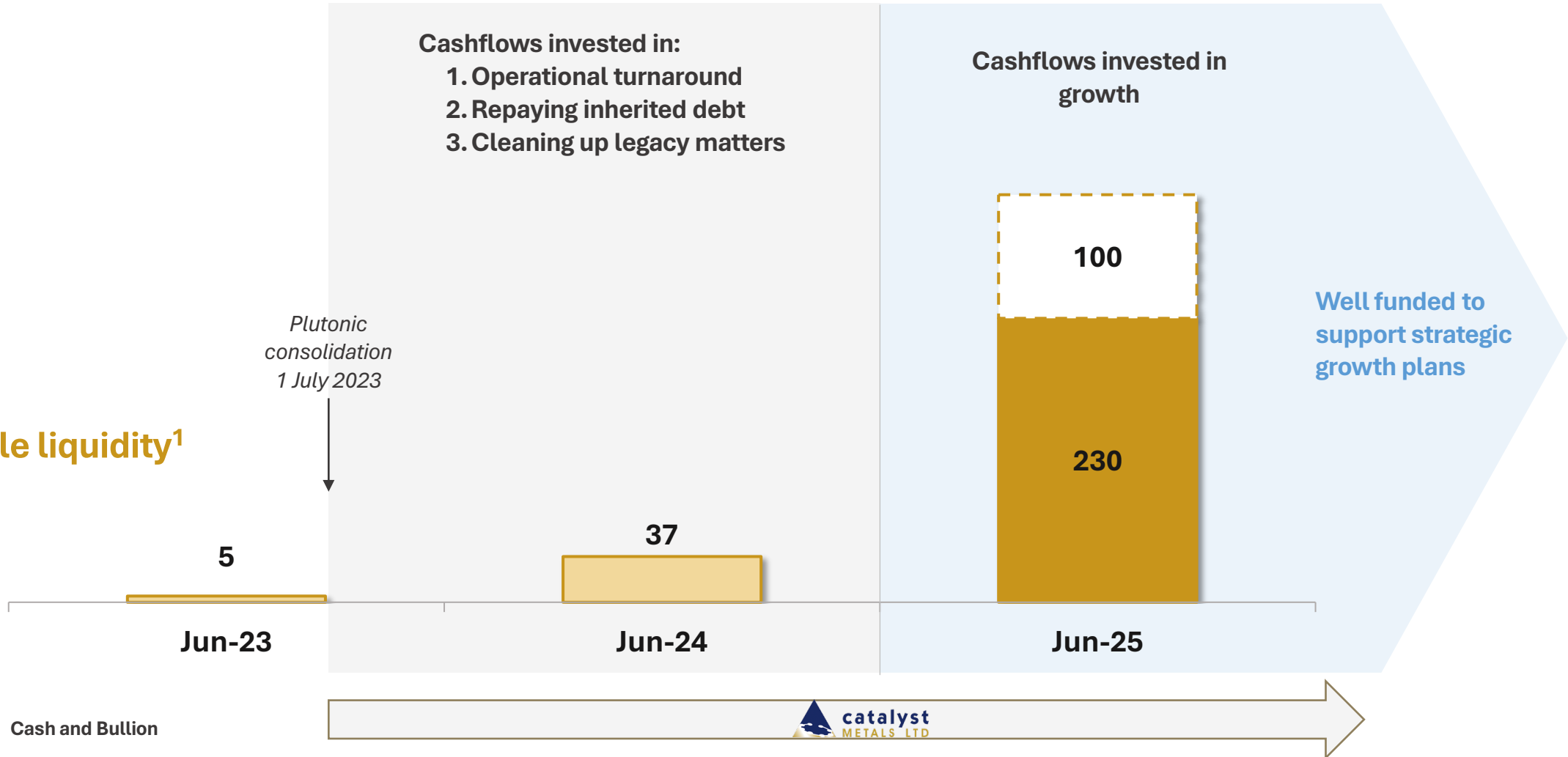
(1) Catalyst Metals 2024 and 2025 Annual Reports

Strong balance sheet supported by stable operations

Well funded to support exploration and growth plans

ersonal use only

Available liquidity¹



- Cash and Bullion
- Undrawn revolving credit facility



(1) CYL 2023, 2024 and 2025 Annual Reports

(2) Sourced from internal records and Superior Gold Inc. Management Discussion and Analysis available on SEDAR website



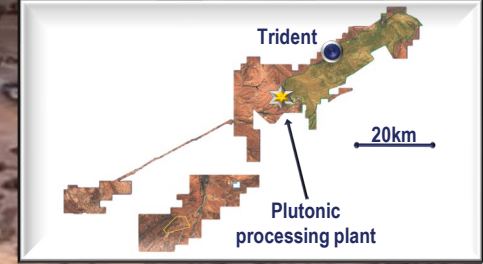
Personal use only



Growing Production from $\pm 100\text{koz}$ to $\pm 200\text{koz}$

Projects under development

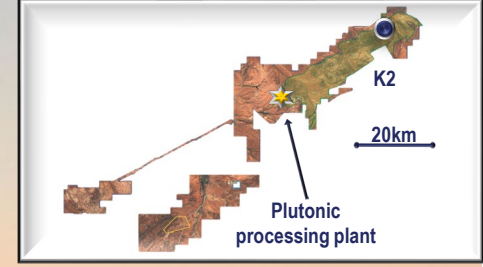
ersonal use only



Trident open pit mining commenced

12-month open pit before commencing underground

ersonal use only



K2
Dewatering and decline
rehabilitation

Old Highway

Traditional owner engagement, approvals and drilling





Growing Reserves from ± 1 Moz to ± 2 Moz

Extending mine life by drilling known down dip extensions

Personal use only

Trident

Exploration program targeting extending mine life to 60koz for 10 years

Personal use only

- 4m at 2.1 g/t Au
- 1m at 5.8 g/t Au
- 22m at 5.2 g/t Au
- 4m at 6.9 g/t Au
- 8m at 6.8 g/t Au
- 13m at 4.4 g/t Au
- 4m at 3.8 g/t Au

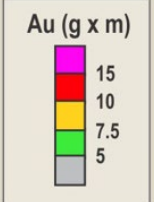
Indicated 527koz at 6.4g/t

Inferred 268koz at 3.9g/t

+1,200m

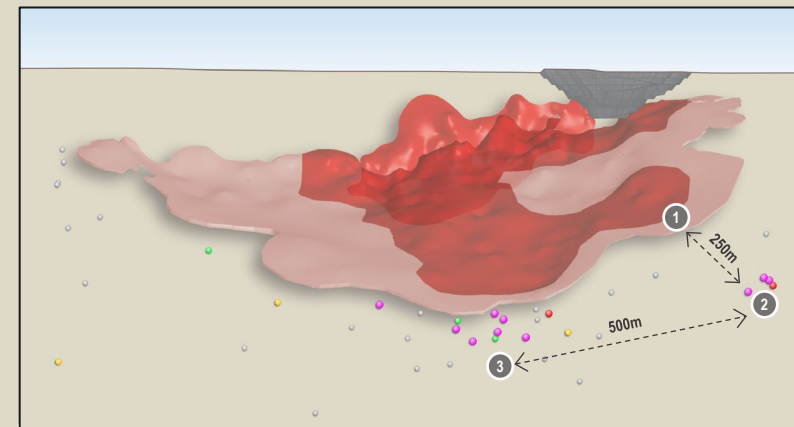
Open pit development commenced July 2025

Plutonic processing plant 30km



Indicated Resource
Inferred Resource

- 11m at 7.1 g/t Au
- 11m at 3.7 g/t Au
- 5m at 5.4 g/t Au

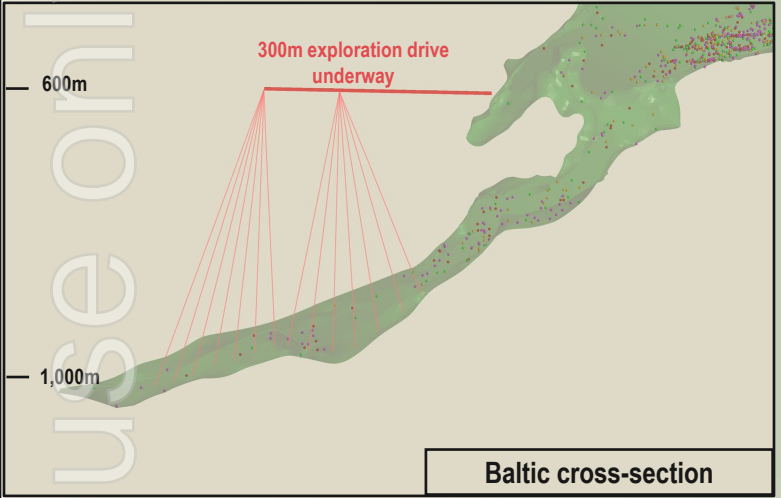
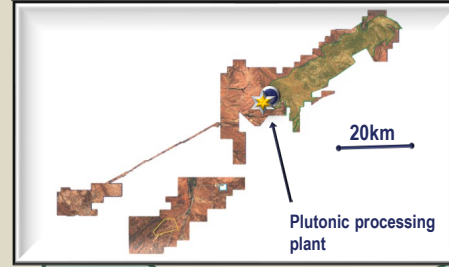
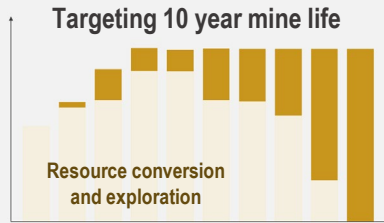


Trident Reserves and Resources ¹			
Category	Tonnes (Mt)	Grade (g/t)	Ounces (Koz)
Total Reserves	2.6	4.9	403
Total Resources	5.1	5.2	811


1. Comprises historical production obtained from internal production records (2) CYL announcement 10 September 2024 "Northern Hemisphere Roadshow - Corporate Presentation" (3) Catalyst interest in K2 is 95.9%

Plutonic Main – Baltic Extension

Exploration targeting extending Plutonic's life from eight to ten years

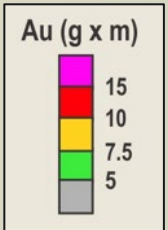


Plutonic Main UG Plan view



MINE MAFIC

- Previous workings
- Baltic Exploration Target¹



The potential quantity and grade of the Exploration Target is conceptual in nature. There has been insufficient exploration to estimate a Mineral Resource, and it is uncertain if further exploration will result in the estimation of a Mineral Resource. Refer to the Exploration Targets section in the Disclaimers section of this presentation for further information

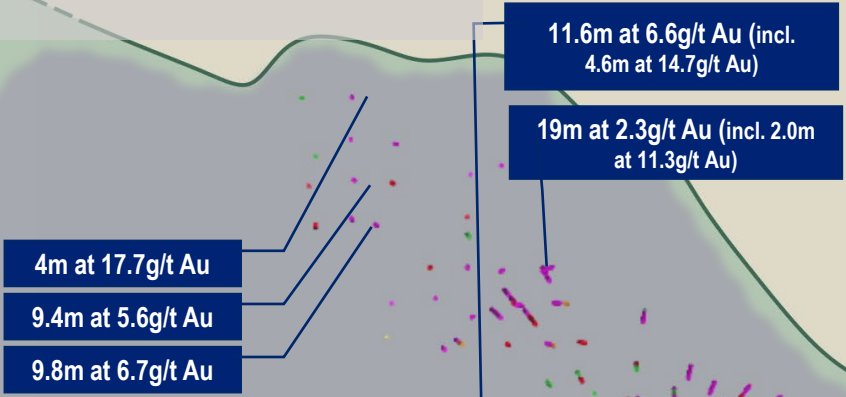
(2) CYL announcement 11 October 2024 "Annual Mineral Resource and Ore Reserve Update" (3) Sourced from internal production reports

← OPEN

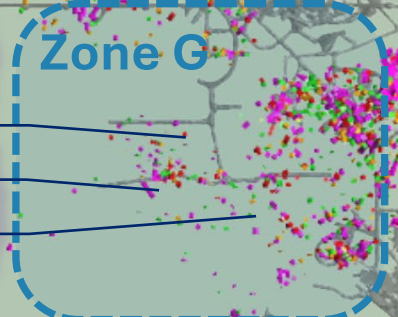
Mine mafic untested

← OPEN

← OPEN

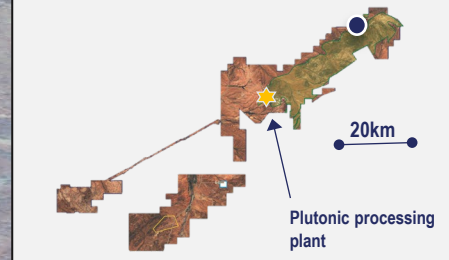
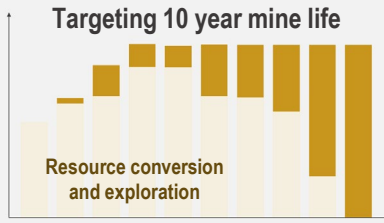


Baltic past production 350koz at 13.1g/t Au³



K2

Development underway, limited drilling at depth



Plutonic Mill
40km along existing haul road

1.8m @ 36.8g/t
4m @ 4.4g/t

Historic open pit production¹
966kt at 4.0g/t for 116koz

Existing portal and underground development

200m

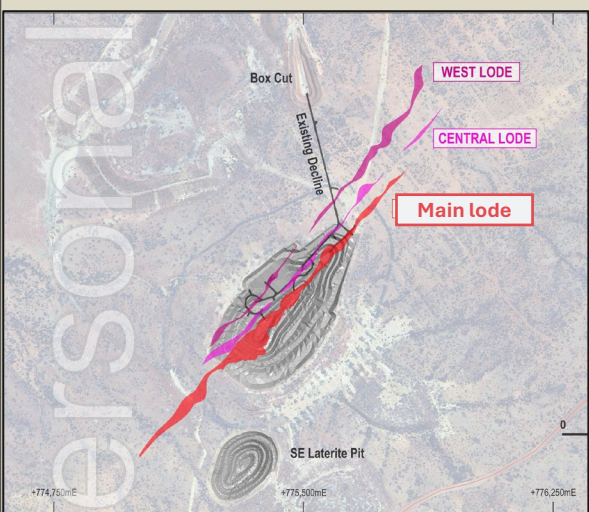
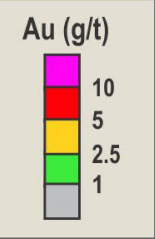
OPEN

OPEN

OPEN

9.4m @ 3.2g/t
3.6m @ 15.5g/t
4.6m @ 66.7g/t
1.7m @ 50.7g/t
0.8m @ 53.4g/t

5m at 19.3g/t Au
3m at 17.8g/t Au



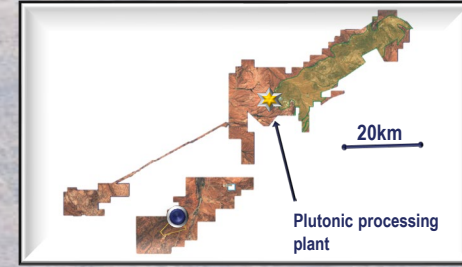
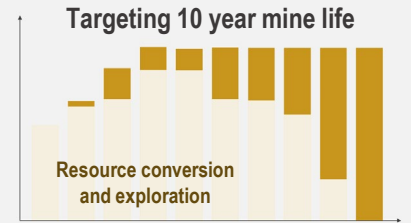
K2 Reserves and Resources ^{2,3}			
Category	Tonnes (Mt)	Grade (g/t)	Ounces (Koz)
Total Reserves	0.1	4.3	20
Total Resources	0.7	3.6	81



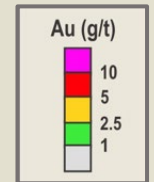
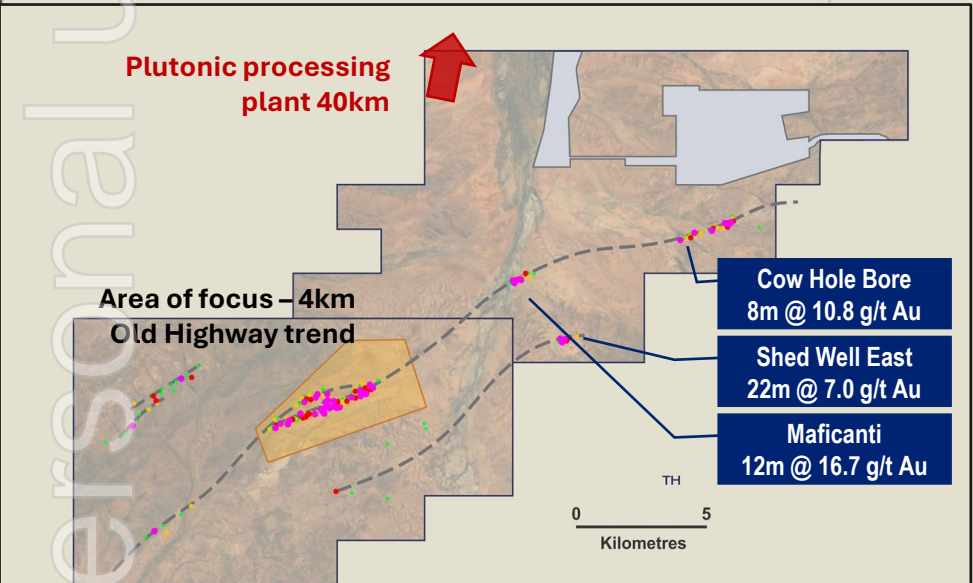
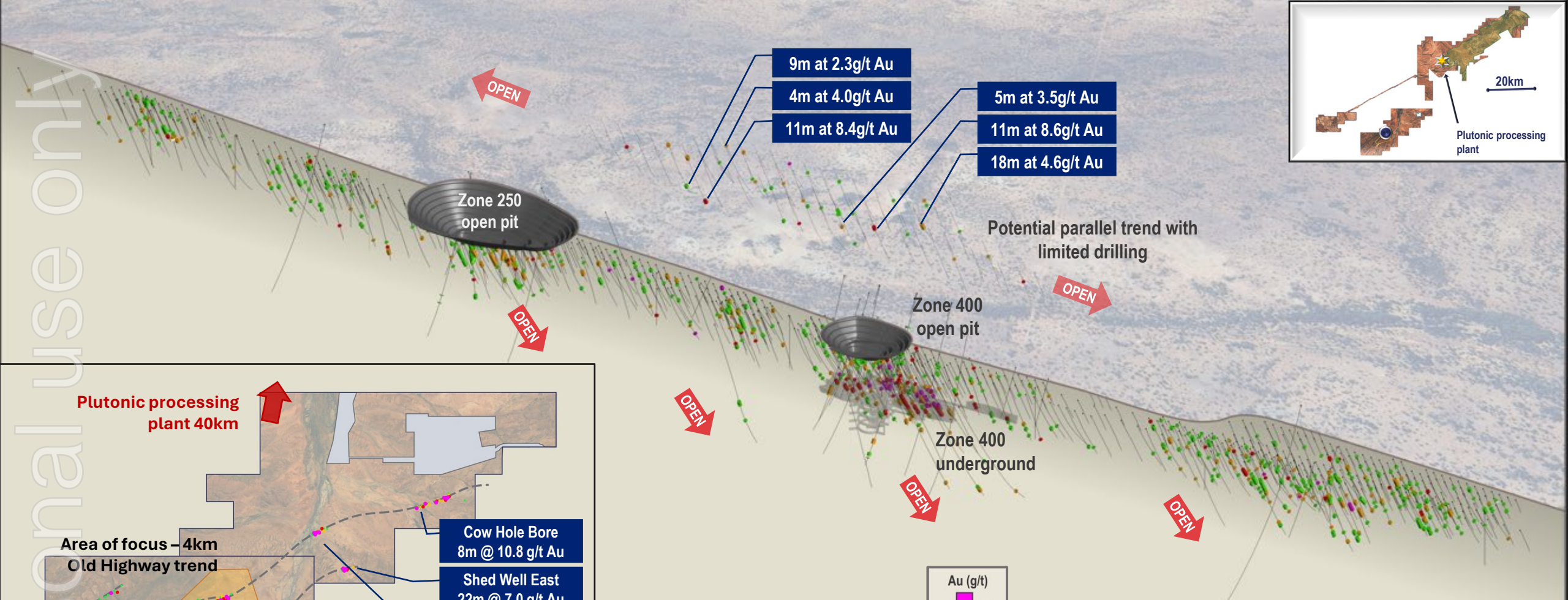
1. Comprises historical production obtained from internal production records (2) CYL announcement 11 October 2024 "Annual Mineral Resource and Ore Reserve Update. (3) Catalyst interest in K2 is 95.9%

Old Highway

Exploration program targeting growing mine life from four to ten years



Personal use only



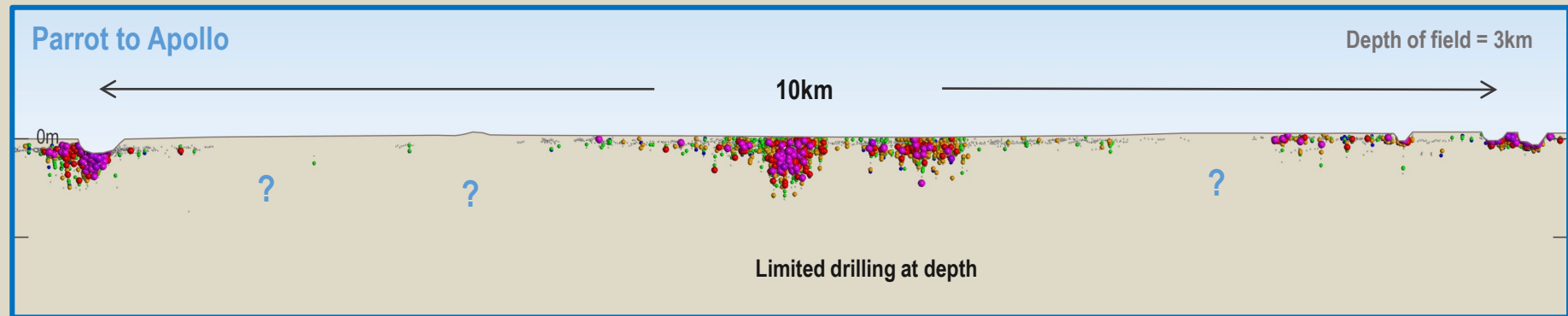
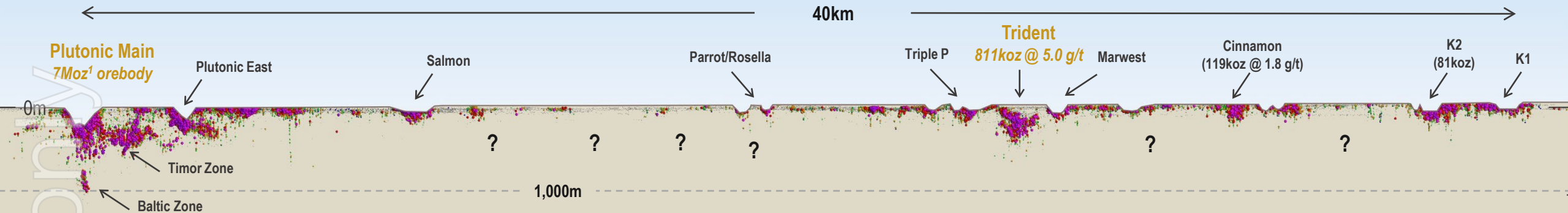
Old Highway Reserves and Resources ¹			
Category	Tonnes (Mt)	Grade (g/t)	Ounces (Koz)
Total Reserves	0.8	4.4	113
Total Resources	2.0	3.9	206

(1) CYL announcement 8 May 2025 "Catalyst to acquire Old Highway Gold Project" (2) CYL announcement 10 September 2024 "Northern Hemisphere Roadshow – Corporate Presentation"

Plutonic Belt – what else lies beneath?

Depth of field = 15km
2x vertical exaggeration

14 different owners of the Belt over last 30 years have limited its historical exploration



Personal use only

(1) Calculated as historical production plus current MRE. Sourced from Superior Gold Inc "2022 Plutonic Gold Operations NI 43-101 Report", MRE sourced from CYL announcement 11 October 2024 "Annual Mineral Resource and Ore Reserve Update"

Personal use only

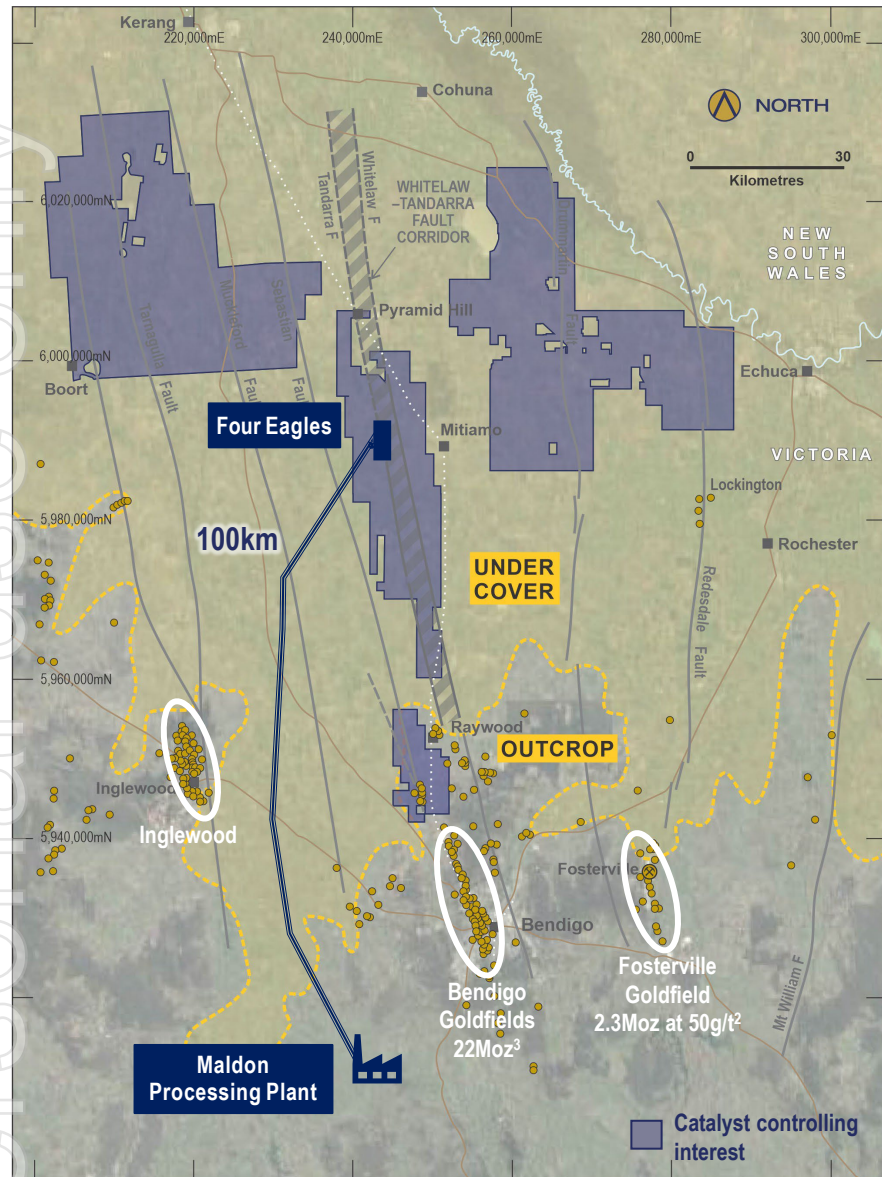
Maldon Processing Plant

Bendigo Gold Project

High grade gold Resource with production pathway secured

Bendigo Gold Belt – creating value through small incremental steps

Since gaining access to a processing solution, the high grade Four Eagles gold project is becoming a realistic proposition



- ✓ Catalyst controls 75km of strike length immediately north of the historic 22Moz³ Bendigo Goldfields
- ✓ 26g/t gold Resource¹ at Four Eagles and processing solution in place
- ✓ Next two key milestones:
 - Approval of exploration tunnel; and
 - Grow the high-grade gold resource

(1) JORC Resource Announcement 15 June 2023 “Maiden Mineral Resource at Four Eagles project”
(2) Fosterville-Gold-Mine-Victoria-Australia-Updated-NI-43-101-Technical-ReportApr-1-2019
(3) <https://earthresources.vic.gov.au/geology-exploration/minerals/metals/gold>
(4) CYL Announcement 24 March 2025 “Catalyst to sell Henty while simultaneously unlocking value in Victoria”

Four Eagles Gold Project – New trend identified parallel to Boyd’s Dam trend

Newly identified Cunneen’s is a 1.4km trend, parallel to Boyd’s Dam

Road to Maldon Processing Plant
100km

5m @ 13.1g/t Au
1m @ 5.4g/t Au
3m @ 2.5g/t Au

Cunneen’s

1.4km

6m @ 82.7g/t Au
0.4m @ 152g/t Au
8m @ 4.0g/t Au
3m @ 9.7g/t Au

Pickles

Hayanmi East

1.6km

Proposed Exploration Tunnel

Hayanmi

Box Cut

Boyd’s Dam
93koz @ 5g/t¹
(Indicated Resource)

Iris
70koz @ 26g/t¹
(Inferred Resource)

Boyd’s East

Eagle 5

1m @ 43.5g/t Au

Bullock

1m @ 7.3g/t Au

(1) JORC Resource Announcement 15 June 2023 “Maiden Mineral Resource at Four Eagles project”

Personal use only



Re-invigorating Plutonic

The consolidated belt provides ore sources to allow Plutonic to return to a ±200koz pa production hub

The early years (av. 225koz pa)

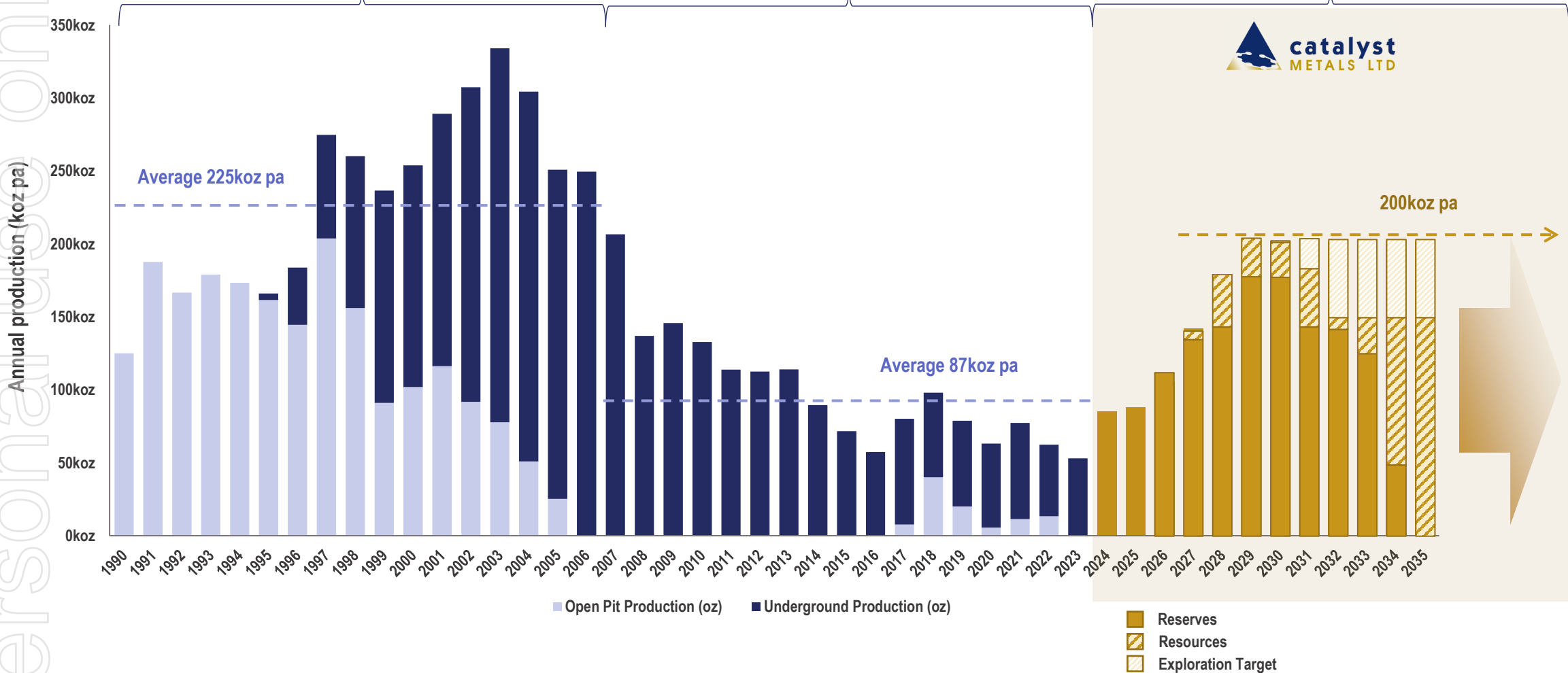
Significant investment across Belt
Timor Zone (1.5Moz at 7.3g/t Au)

A forgotten belt (av. 87koz pa)

Harvesting prior investment
Multiple owners

Reinvigorating Plutonic (200koz pa)

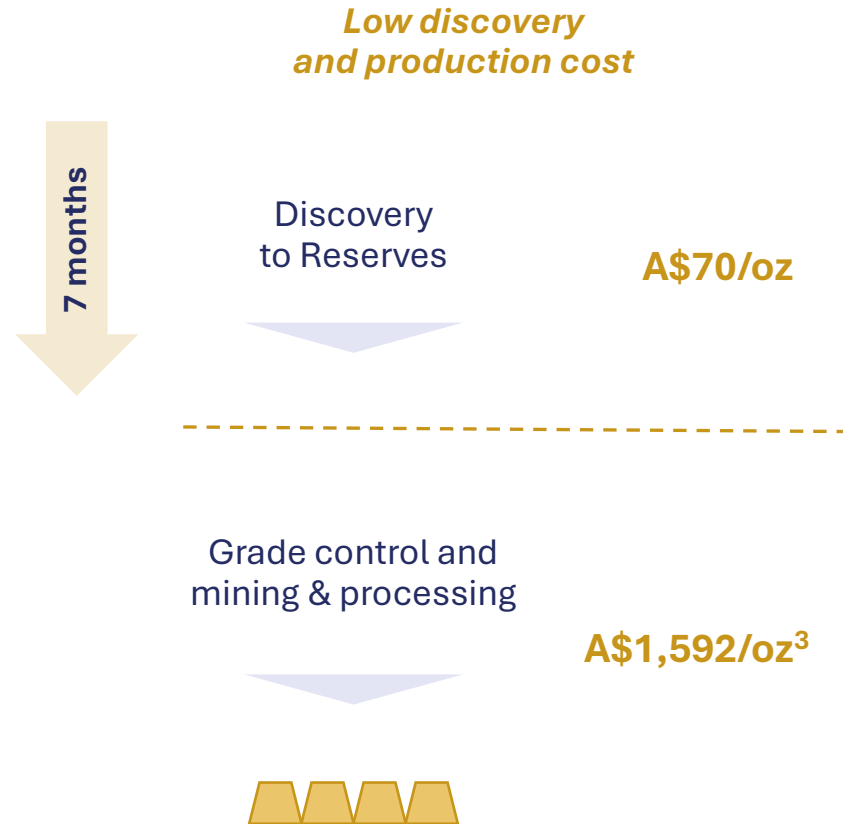
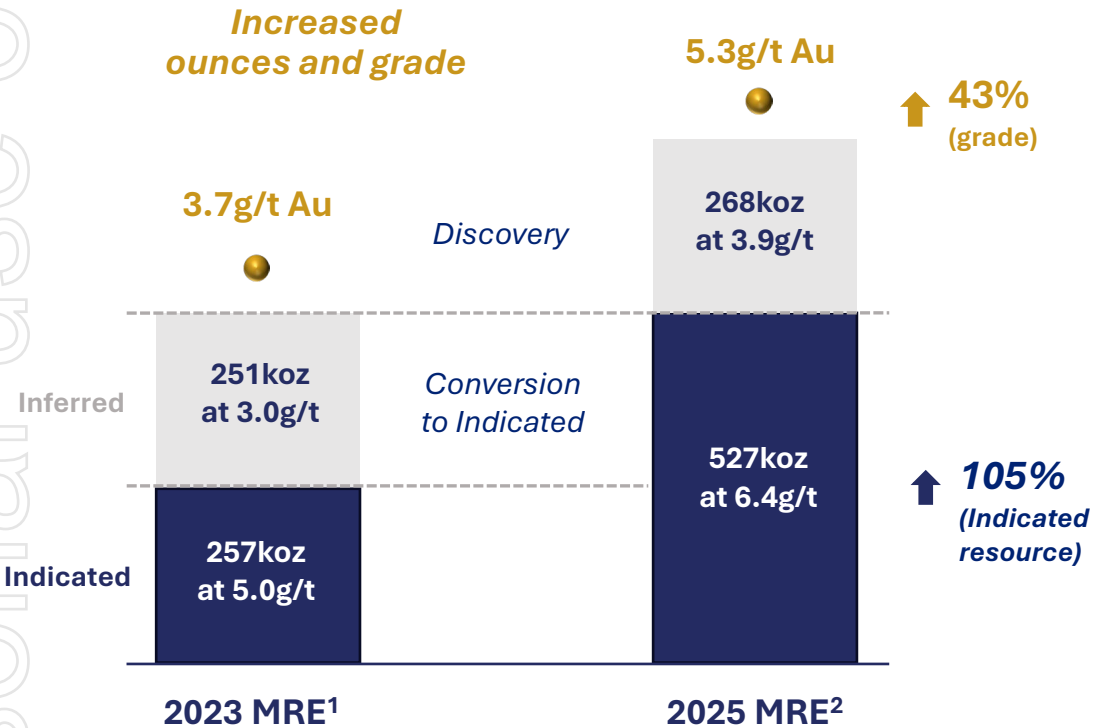
Re-consolidated the Belt
Investing a +10 year hub and spoke



The benefits of being able to drill from surface – quick and low cost

Adding low-cost, high-grade ounces to mine life

- ▶ Quick drill out of Resource within 6 months
- ▶ Indicated Resource discovery cost of A\$70/oz



(1) CYL announcement 11 October 2024 "Annual Mineral Resource and Ore Reserve Update"
 (2) CYL announcement 4 August 2025 "Trident Indicated Resource doubles"

(1) CYL announcement 4 July October 2024 "Annual Mineral Resource and Ore Reserve Update"
 (2) CYL announcement 4 August 2025 "Trident indicated Resource doubles"

Group Reserves and Resources

Reserves ^{3,4}	Proven			Probable			Total		
	Tonnes (Mt)	Grade (g/t Au)	Ounces (koz)	Tonnes (Mt)	Grade (g/t Au)	Ounces (koz)	Tonnes (Mt)	Grade (g/t Au)	Ounces (koz)
Ore Reserve									
Plutonic Belt Underground	-		-	14.7	2.9	1,370	14.7	2.9	1,370
Plutonic Belt Open Pit	-		-	3.4	1.6	172	3.4	1.6	172
Total Reserves	-		-	18.1	2.6	1,542	18.1	2.6	1,542

Resources ^{1,2,5,6,7,8}	Measured			Indicated			Inferred			Total		
	Tonnes (Mt)	Grade (g/t Au)	Ounces (koz)	Tonnes (Mt)	Grade (g/t Au)	Ounces (koz)	Tonnes (Mt)	Grade (g/t Au)	Ounces (koz)	Tonnes (Mt)	Grade (g/t Au)	Ounces (koz)
Mineral Resource												
Plutonic Belt Underground	-		-	24.0	3.8	2,940	4.3	3.3	460	28.3	3.7	3,398
Plutonic Belt Open Pit	-		-	8.4	2.3	634	4.2	1.6	219	12.5	1.7	679
Total Plutonic	-		-	32.4	3.4	3,574	8.5	2.5	679	40.8	3.1	4,077
Bendigo Gold Project ¹				0.5	5	73	0.2	13	90	0.7	8	163
Total Bendigo	-		-	0.5	4.5	73	0.2	14.0	90	0.7	7.2	163
Group Total	-		-	32.9	3.4	3,647	8.7	2.7	769	41.5	3.2	4,240

(1) CYL announcement 15 June 2023 "Maiden Mineral Resource of 163,000oz at Four Eagles project"
(2) CYL announcement 6 August 2024 "Mineral Resource Update for K2 and Plutonic East Underground Mines"
(3) CYL announcement 3 July 2024 "Trident Maiden Reserve Underpins Low-Cost Development"
(4) CYL announcement 11 September 2024 "1Moz Reserve allows Catalyst to double production for A\$31m"

5) CYL announcement 22 February 2023 "Marymia Gold Project Mineral Resource - Updated".
6) CYL announcement 31 January 2025 "K1 and K3 Mineral Resource Update"
7) CYL announcement 8 May 2025 "Catalyst acquires Old Highway Gold Project"
8) CYL announcement 4 August 2025 "Trident Mineral Resource Update"

Disclaimers

PRODUCTION TARGETS

The Company's production targets and forecast financial is extracted from the Company's following ASX announcements:

- "Plutonic Belt Reserves double, supporting growth plans" on 10 September 2025 which outlines the Company's 10 year production target;
- "1Moz Reserve allows Catalyst to double production for A\$31m" on 11 September 2024 which outlines the Company 3-year production targets to FY27; and
- "Catalyst acquires Old Highway Gold Project" on 8 May 2025 which outlines production targets on the recently announced acquisition of the Old Highway Project.

Cautionary Statement: The Production Target contains approximately 73% of Ore Reserves and Indicated Resources with 15% in the Inferred Mineral Resource classification. There is a low level of geological confidence associated with Inferred Mineral Resource and there is no certainty that further exploration work will result in the conversion to Indicated Mineral Resource or that the Production Target itself will be realised.

Cautionary Statement: Approximately 12% of the Production Target is attributable to exploration targets. The potential quantity and grade of an exploration target is conceptual in nature, there has been insufficient exploration work to determine a mineral resource and there is no certainty that further exploration work will result in the determination of mineral resources or that the production target itself will be realised.

EXPLORATION TARGETS

Methodology

Exploration targets for Baltic Deeps were generated as follows:

- Each exploration area used an adjacent portion (with similar scale extents) of the 2023 Plutonic MRE as a proxy for total mineralization endowment.
- As Plutonic is a stacked lode system, each proxy area was then reported as a grade tonnage curve for indicated and inferred material over a given volume of mine mafic (being the host lithology).
- The proxy grade tonnage curve was then volume corrected against the volume of mine mafic in the relevant target area.
- A confidence factor was then applied to this target area relative to its proxy, this = 75% of the initial target grade tonnage curve. This factor allows for a possible decrease in mineralisation intensity and also takes into consideration the relative level of geological and volume uncertainty related to the mine mafic host lithology.
- All exploration targets use a nominal 1.5 g/t cutoff grade.

The Exploration Target has been prepared and reported in accordance with the 2012 edition of the JORC Code. The potential quantity and grade of the Exploration Target is conceptual in nature. There has been insufficient exploration to estimate a Mineral Resource. It is uncertain if further exploration will result in the estimation of a Mineral Resource.

The following ranges are considered appropriate for the exploration target for Baltic Deeps Upper:

- Ounces: ~420 – 610koz
- Tonnes: ~3.1 Mt – 3.7 Mt
- Grade: ~4.2 – 5.1 g/t Au

Competent Person's Statement

- The information in this presentation to which this Exploration Target relates is based on information compiled by Mr Andrew Finch, BSc, a Competent Person who is a current Member of Australian Institute of Geoscientists (MAIG 3827). Mr Finch, Geology Manager, at Catalyst Metals Ltd has sufficient experience relevant to the style of mineralisation and deposit type under consideration and to the activities being undertaken to qualify as a Competent Person as defined in the 2012 Edition of the Australasian Code for Reporting of Exploration Results, Mineral Resources and Ore Reserves. Mr Finch consents to the inclusion in the report of matters based on his information in the form and context in which it appears.

Disclaimers

FUTURE PERFORMANCE AND FORWARD-LOOKING STATEMENTS

Some statements in this Presentation regarding estimates or future events are forward-looking statements. They include indications of, and guidance on, future matters. Forward-looking statements include, but are not limited to, statements preceded by words such as “planned”, “expected”, “projected”, “estimated”, “may”, “scheduled”, “intends”, “anticipates”, “believes”, “potential”, “could”, “nominal”, “conceptual” and similar expressions. Forward-looking statements, opinions and estimates included in this Presentation are based on assumptions and contingencies which are subject to change without notice, as are statements about market and industry trends, which are based on interpretations of current market conditions.

Forward-looking statements are provided as a general guide only and should not be relied on as a guarantee of future performance. Forward-looking statements may be affected by a range of variables and risks that could cause actual results to differ from estimated results and may cause Catalyst’s actual performance and financial results in future periods to materially differ from any projections of future performance or results expressed or implied by such forward-looking statements. These risks and uncertainties include but are not limited to liabilities inherent in mine development and production, geological, mining and processing technical problems, the inability to obtain any additional mine licenses, permits and other regulatory approvals required in connection with mining and third party processing operations, competition for among other things, capital, acquisition of reserves, undeveloped lands and skilled personnel, incorrect assessments of the value of acquisitions, changes in commodity prices and exchange rate, currency and interest fluctuations, various events which could disrupt operations and/or the transportation of mineral products, including labour stoppages and severe weather conditions, the demand for and availability of transportation services, the ability to secure adequate financing and management’s ability to anticipate and manage the foregoing factors and risks. These and other factors should be considered carefully and readers should not place undue reliance on such forward-looking information. There can be no assurance that forward-looking statements will prove to be correct.

The information in this Presentation that relates to the Production Targets Catalyst’s projects are extracted from Catalyst’s ASX announcement of 11th September 2024 titled “1Moz Reserve allows Catalyst to double production for A\$31m”. Catalyst confirms that all material assumptions underpinning the Production Targets continue to apply and have not materially changed.

JORC CODE 2012 Mineral Resources, Ore Reserves, Exploration Results and Production Target

The information in this presentation that relates to a production targets, exploration results or estimates of mineral resources and ore reserves are extracted from ASX announcements referenced throughout the presentation and below and available on the Company website www.catalystmetals.com.au and the ASX website (ASX code: CYL):

Catalyst confirms that it is not aware of any new information or data that materially affects the information included in the original market announcements and that all material assumptions and technical parameters underpinning the estimates in the relevant market announcements continue to apply and have not materially changed. The Company confirms that the form and context in which the Competent Persons findings are presented have not been materially modified from the original market announcements.

Catalyst confirms that all material assumptions underpinning the production targets, or the forecast financial information derived from a production target, in the initial public report continue to apply and have not materially changed.

Full details of the Exploration Results and Mineral Resource estimate for the Plutonic Gold Belt contained in this Presentation are provided in Catalyst’s ASX announcement, dated 20 February 2023 entitled “Marymia Gold Project Mineral Resource”, announcement dated 8 December 2023 entitled “Plutonic and Trident Reserves and Resources - Updated”, announcement dated 3 July 2024 entitled “Trident Maiden Reserve Underpins Low-Cost Development”, announcement dated 6 August 2024 “K2 and Plutonic East Mineral Resource Update”, CYL announcement 11 October 2024 “Annual Mineral Resource and Ore Reserve Update” and CYL announcement 31 January 2025 “K1 and K3 Mineral Resource Update”. For the purposes of ASX Listing Rule 5.23.2, Catalyst confirms that it is not aware of any new information or data that materially affects the information included in those announcements and that all material assumptions and technical parameters underpinning the relevant Minerals Resource estimate in that announcement continue to apply and have not materially changed.

All drill results for the Marymia Gold Project have been previously released on ASX by Vango Mining Limited (Vango) and are publicly available at www.asx.com.au. The Mineral Resource Estimate for the Marymia Gold Project dated 20 February 2023 entitled “Marymia Gold Project Mineral Resource” has been compiled by the same Competent Person that provided the original Mineral Resource Estimates for Vango, and those estimates have been reviewed using updated gold price and cost information. The Competent Person who signed off on drill results for Vango has also signed off for Catalyst. Catalyst confirms that it is not aware of any new information or data that materially affects the information included in those announcements that has not been released to on the ASX by Catalyst Metals Ltd.

Disclaimers

IMPORTANT NOTICE AND DISCLAIMER

This investor presentation (the Presentation) has been prepared by Catalyst Metals Limited (ASX: CYL) (Catalyst or the Company).

SUMMARY INFORMATION

This Presentation contains summary information about Catalyst its respective subsidiaries and activities and is current as at the date of this Presentation, unless otherwise indicated. The information in this Presentation is of general nature, provided for information purposes only, and does not purport to be complete.

This Presentation is not, and should not be considered an invitation or recommendation to subscribe for, acquire or buy any securities of Catalyst in any jurisdiction. This Presentation does not purport to contain all the information that an investor should consider when making any investment decision involving Catalyst nor does it contain all the information which would be required in a prospectus, registration statement, or other disclosure document prepared in accordance with the requirements of applicable securities laws and/or corporate laws of Australia, Canada, the United States, or any other jurisdiction, and further, has not been lodged with the Australian Securities and Investments Commission (ASIC) or any securities regulatory authority in Canada, the United States, or any other jurisdiction.

INFORMATION ABOUT CATALYST

The historical information in this Presentation with respect to Catalyst is, or is based upon, information that has been released to the Australian Stock Exchange (ASX) in Australia. This Presentation should be read in conjunction with Catalyst's other periodic and continuous disclosure announcements lodged with the ASX, which are available at www.asx.com.au.

THIRD PARTY INFORMATION

Certain information contained on this Presentation with respect to other companies and their business and operation, as well as market and industry data, has been obtained or quoted from publicly available sources, such as continuous disclosure documents, independent publications, media articles, third party websites (collectively, the "Publications"). In certain cases, these sources make no representations as to the reliability of the information they publish. Further, the analyses and opinions reflected in these Publications are subject to a series of assumptions about future events. There are a number of factors that can cause the results to differ materially from those described in these publications. None of Catalyst or their respective representatives have independently verified the accuracy or completeness of the information contained in the Publications or assume any responsibility for the completeness or accuracy of the information derived from these Publications.

This Presentation does not constitute an offer to sell, or a solicitation of an offer to buy any securities in any jurisdiction. The distribution of this Presentation and the offer of securities is restricted in jurisdictions outside Australia. See the section of this Presentation captioned "International Offering Jurisdictions" for more information. Any failure to comply with such restrictions could constitute a violation of applicable securities laws.

CERTAIN UNITED STATES MATTERS

This Presentation has been prepared for publication in Australia and Canada and may not be released to US wire services or be distributed or released in the United States. This document does not constitute an offer to sell, or a solicitation of an offer to buy, any securities in the United States or in any other jurisdiction in which such offer, solicitation or sale would be unlawful. The securities of Catalyst have not been, and will not, be registered under the U.S. Securities Act of 1933, as amended (the U.S. Securities Act) or any state securities laws and may not be offered or sold in the United States except in transactions exempt from, or not subject to, the registration of the U.S. Securities Act and applicable securities laws of any state or other jurisdiction of the United States.

NO FINANCIAL PRODUCT OR INVESTMENT ADVICE

This Presentation, and the information provided in it, does not constitute, and is not intended to constitute, financial product or investment advice, financial, legal, tax accounting or other advice, or a recommendation to acquire any securities of Catalyst. It has been prepared without taking into account the objectives, financial or tax situation or particular needs of any individual investor. Before making any investment decision with respect to Catalyst, prospective investors should consider the appropriateness of the information having regard to their own objectives, financial and tax situation and needs and seek professional advice from their legal, financial, taxation or other independent adviser (having regard to the requirements of all relevant jurisdictions). Catalyst is not licensed to provide financial product advice in respect of an investment in any securities.

The release, publication or distribution of this Presentation (including an electronic copy) outside Australia may be restricted by law. If you come into possession of this presentation, you should observe restrictions and should seek your own advice on restrictions. Any non-compliance with these restrictions may contravene applicable securities laws.

EFFECT OF ROUNDING

A number of figures, amounts, percentages, estimates, calculations of value and fractions in this Presentation are subject to the effect of rounding. Accordingly, the actual calculation of these figures may differ from the figures set out in this Presentation.

PAST PERFORMANCE

Past performance information given in this Presentation is given for illustrative purposes only and should not be relied upon as (and is not) an indication of future performance.

ers original use only



Contact

Craig Dingley

Catalyst Metals

E: investors@catalystmetals.com.au

T: +61 8 6324 0090