



Annual Report

For the year ended 30 June 2025

Premier1 Lithium Limited

ABN 16 637 198 531 | ASX: PLC

For personal use only

FORWARD-LOOKING STATEMENTS

Certain information contained in this report, including any information on Premier1 Lithium Limited (**Premier1** or the **Company**) and its controlled entities (the **Group**) plans or future financial or operating performance and other statements that express management's expectations or estimates of future performance, constitute forward-looking statements. Forward-looking statements can generally be identified by the use of forward-looking words, such as 'expect', 'anticipate', 'likely', 'intend', 'should', 'could', 'may', 'predict', 'plan', 'propose', 'will', 'believe', 'forecast', 'estimate', 'target' and other similar expressions. Indications of, and guidance or outlook on, future earnings or financial position or performance are also forward-looking statements. Forward-looking statements are provided as a general guide only and should not be relied on as an indication or guarantee of future performance.

Forward-looking statements are based on a number of estimates and assumptions that, while considered reasonable by management at the time, are subject to significant business, economic and competitive uncertainties. Premier1 cautions that such statements involve known and unknown risks, uncertainties and other factors that may cause the actual financial results, performance or achievements of Premier1 to be materially different from the Company's estimated future results, performance or achievements expressed or implied by those forward-looking statements. These factors include: the inherent risks involved in exploration and development of mineral properties, financing risk, changes in economic conditions, changes in the regulatory environment and other government actions, changes in other factors, such as business and operational risk management, many of which are beyond the control of Premier1. There can be no assurance that actual outcomes will not differ materially from these statements.

Past performance information given in this report is given for illustrative purposes only and is not necessarily a guide to future performance. No representation or warranty is made by any person as to the likelihood of achievement or reasonableness of any forward-looking statements, forecast financial information or other forecast. Nothing contained in this report is, or shall be relied upon as, a promise, representation, warranty or guarantee as to the past, present or future performance of Premier1.

Except as required by applicable regulations or by law, Premier1 does not undertake any obligation to publicly update, review or release any revisions to any forward-looking statements to reflect new information, future events or circumstances after the date of this report.

Nothing in this report should be construed as either an offer to sell or a solicitation to buy or sell Premier1 securities.

COMPETENT PERSON'S STATEMENT

The information in this report that relates to Exploration Results is based on information compiled by Jason Froud, a Competent Person who is a Member of the Australian Institute of Geoscientists (AIG). Mr Froud is a full-time employee and the Managing Director of Premier1 Lithium Limited. Mr Froud has sufficient experience that is relevant to the style of mineralisation and type of deposit under consideration and to the activity being undertaken to qualify as a Competent Person as defined in the 2012 Edition of the Australasian Code for Reporting of Exploration Results, Mineral Resources and Ore Reserves. Mr Froud consents to the inclusion in this report of the matters based on his information in the form and context in which it appears.

The information in this report that relates to Mineral Resources is based on information compiled by Ms Susan Havlin and Ms Jane Levett, Competent Persons who are both Members of Chartered professionals of the Australasian Institute of Mining and Metallurgy (AusIMM). Ms Havlin and Ms Levett are employees of Snowden Optiro Pty Ltd. Ms Havlin and Ms Levett have sufficient experience that is relevant to the style of mineralisation and type of deposit under consideration and to the activity being undertaken to qualify as a Competent Person as defined in the 2012 Edition of the Australasian Code for Reporting of Exploration Results, Mineral Resources and Ore Reserves. Ms Havlin and Ms Levett consent to the inclusion in this report of the matters based on their information in the form and context in which it appears.

The Company confirms that it is not aware of any new information or data that materially affects the information included in the original market announcement and, in the case of estimates of Mineral Resources or Ore Reserves, that all material assumptions and technical parameters underpinning the estimates in the relevant market announcement continue to apply and have not materially changed. The Company confirms that the form and context in which the Competent Person's findings are presented have not been materially modified from the original market announcement.

CONTENTS

| | |
|---|----|
| DIRECTORS' REPORT | 2 |
| AUDITOR'S INDEPENDENCE DECLARATION | 21 |
| CONSOLIDATED STATEMENT OF PROFIT OR LOSS AND OTHER COMPREHENSIVE INCOME | 22 |
| CONSOLIDATED STATEMENT OF FINANCIAL POSITION | 23 |
| CONSOLIDATED STATEMENT OF CHANGES IN EQUITY | 24 |
| CONSOLIDATED STATEMENT OF CASH FLOWS | 25 |
| NOTES TO THE CONSOLIDATED FINANCIAL STATEMENTS | 26 |
| CONSOLIDATED ENTITY DISCLOSURE STATEMENT | 59 |
| DIRECTORS' DECLARATION | 60 |
| INDEPENDENT AUDITOR'S REPORT | 61 |
| ADDITIONAL INFORMATION REQUIRED BY LISTED COMPANIES | 66 |
| CORPORATE DIRECTORY | 72 |

For personal use only

DIRECTORS' REPORT

The Directors' present their report together with the financial report of Premier1 Lithium Limited (Premier1, PLC or the Company) (ASX: PLC) and its controlled entities (the Group) for the financial year ended 30 June 2025.

Premier1 is a limited liability Company that is incorporated in Australia. All amounts are presented in Australian Dollars, unless noted otherwise.

DIRECTORS

The names and the particulars of the Directors who held office during or since the end of the financial year and until the date of this report are disclosed below.

| Name | Status | Appointment/ Resignation |
|----------------|------------------------|--------------------------|
| Hugh Thomas | Non-executive Chairman | |
| Jason Froud | Managing Director | |
| Anja Ehser | Non-executive Director | |
| Richard Taylor | Non-executive Director | Resigned 23 October 2024 |

Directors were in office for this entire period unless otherwise stated.

INFORMATION ON DIRECTORS

| Hugh Thomas | Non-executive Chairman |
|---|--|
| Experience | Mr Thomas is an experienced public market director and former investment banker with over 30 years specialisation in the mining and exploration sectors particularly across the Asia Pacific and African regions. Mr Thomas' previous roles have included serving on the Boards of various listed exploration companies and corporately as Managing Director and Head of Natural Resources Asia Pacific for J.P Morgan and Morgan Stanley. Currently Mr Thomas serves as Chairman of International Base Metals Limited. The Board considers that Mr Hugh Thomas is an independent Director. |
| Interest in Shares, performance rights and Options | 500,000 options |
| Special Responsibilities | - |
| Directorships held in other listed entities in the past three years | Chairman - International Base Metals Limited (appointed 11 May 2015) Non-Executive Director - NT Minerals Limited (appointed 7 February 2022, resigned 16 April 2025) Managing Director - Suvo Strategic Minerals Limited (appointed 1 April 2023, resigned 30 October 2023) |
| Jason Froud | Managing Director |
| Experience | Mr Froud is a geologist with over 25 years of experience in the resources sector, having worked for major mining companies including Newcrest and WMC, as well as global consultancies. His expertise spans the entire mining cycle and numerous commodities. Recently, he was responsible for business development at Liantown Resources, where he focused on generating new lithium and battery metals projects with Tier 1 potential. The Board does not consider Mr Jason Froud to be an independent Director. |
| Interest in Shares, performance rights and Options | 2,500,100 ordinary fully paid shares 5,500,000 performance rights 4,333,369 options |
| Special Responsibilities | - |
| Directorships held in other listed entities in the past three years | None |

DIRECTORS' REPORT

| Anja Ehser | | Non-Executive Director |
|---|---|-------------------------------|
| Experience | Anja is VP Geology at Deutsche Rohstoff AG (Deutsche Rohstoff) with more than 15 years of exploration experience including previous roles with Sabina Silver and Xstrata Copper. Within Deutsche Rohstoff, Anja is responsible for the business development of the metals and mining division and holds management and board positions in various subsidiaries. Apart from metals and mining, Deutsche Rohstoff explores and produces crude oil and natural gas in the United States. The Board does not consider Ms. Anja Ehser is an independent Director. | |
| Interest in Shares, performance rights and Options | 1,000,000 ordinary fully paid shares 1,500,000 options | |
| Special Responsibilities | - | |
| Directorships held in other listed entities in the past three years | None | |

| Richard Taylor | | Non-Executive Director |
|---|---|-------------------------------|
| Experience | Richard has held senior executive roles in the resource sector for more than 15 years. Prior to SensOre, he was CEO of ASX-listed Terramin Australia Ltd and held senior roles with Mineral Deposits Limited, PanAust, MMG Ltd and Oxiana Ltd specialising in business development, strategy and governance. Richard is a qualified lawyer. He holds an MBA from the University of Cambridge and a Master's degree in Law from ANU. | |
| Interest in Shares, performance rights and Options | - | |
| Special Responsibilities | - | |
| Directorships held in other listed entities in the past three years | None | |

INFORMATION ON COMPANY SECRETARIES

| Melanie Ross | |
|---------------------|--|
| Experience | Ms Melanie Ross is an accounting and corporate governance professional with over 20 years' experience in financial accounting and analysis, audit, business and corporate advisory services in public practice, commerce and state government. She has a Bachelor of Commerce and is a member of the Institute of Chartered Accountants in Australia and New Zealand and an associate member of the Governance Institute of Australia. |

| Simon Acomb | |
|--------------------|--|
| Experience | Mr Simon Acomb is a Chartered Accountant with over 10 years' experience in the areas of accounting, external audit and corporate governance. He has a Bachelor of Commerce and Graduate Diploma in Applied Corporate Governance & Risk Management. |

DIRECTORS' REPORT

DIRECTORS' MEETINGS

The following table sets out the number of Directors' meetings held during the financial year and the number of meetings attended by each Director (while they were a Director) of the Company.

| Director's Meetings | Eligible to attend | Attended |
|---------------------|--------------------|----------|
| Hugh Thomas | 8 | 8 |
| Jason Froud | 8 | 8 |
| Anja Ehser | 8 | 8 |
| Richard Taylor | 3 | 3 |

There were eight Directors meetings held during the financial year, however many board matters were dealt with via circular resolutions.

PRINCIPAL ACTIVITIES

During the financial year the principal activities of the Group consisted of exploration activities at the Group's mineral exploration tenements situated in Western Australia.

REVIEW OF OPERATIONS

Overview

During the year ended 30 June 2025, Premier1 Lithium Limited (ASX: PLC) advanced exploration across its Western Australian portfolio, with a clear focus on unlocking the potential of its Yalgoo and Abbotts North gold projects. The year marked a major shift in the Group's trajectory, with the first significant drilling at Yalgoo in over four decades delivering multiple high-grade gold intercepts.

Alongside exploration success, Premier1 strengthened its technical foundations through high-resolution geophysics, extensive surface sampling, and structural modelling. This work has identified new targets and opened up multiple growth corridors, positioning the Company for a highly active exploration program in the coming year.

Importantly, shortly after the financial year end, Premier1 achieved its first Mineral Resource Estimate (MRE) at Wadgingarra — 150,000 tonnes at 2.7 g/t Au for 13,000 oz gold¹. This milestone, announced in August 2025, represents the Group's first commercial opportunity and underscores the strong progress made during the year.

¹ Premier1 Lithium Limited. ASX Announcement 26 August 2025

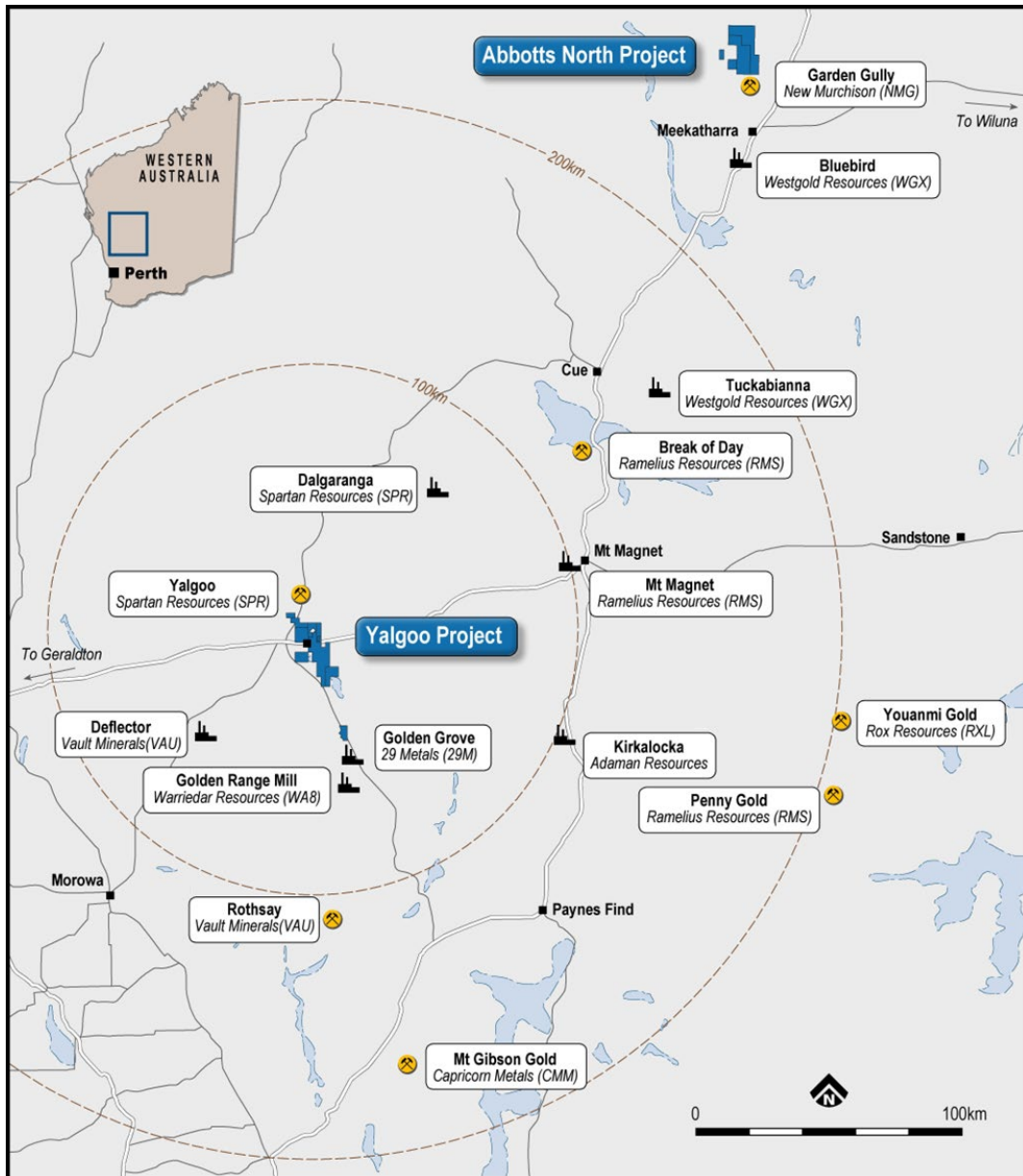


Figure 1: Location of Premier1's Yalgoo and Abbotts North Projects

Yalgoo Gold Project

The Yalgoo Gold Project is located in the northern Yalgoo–Singleton Greenstone Belt, an underexplored but historically productive district. Yalgoo was the flagship project during the year and the site of the Group's most important developments.

- Surface Sampling & Structural Modelling:** In January 2025, the Group completed detailed mapping and rock chip sampling at the Wadingarra area, returning assays including 128.5 g/t Au at Crescent East and 106.6 g/t Au at Bourkes United². These results, integrated with new airborne magnetic data, refined structural interpretations and supported drill planning.

² Premier1 Lithium Limited. ASX Announcement 16 January 2025

DIRECTORS' REPORT



Figure 2: Crescent East sample 24GGR060 (left) and Mulloo Hill sample 24GNR179 (right)

- **Drilling:** In May 2025, Premier1 completed its first RC drill program at Yalgoo, comprising 27 holes for 3,126m. Drilling intersected multiple zones of alteration and veining, with assays confirming:
 - 10m at 3.1 g/t Au from 19m (Carlisle), including 2m at 11.0 g/t Au.
 - 3m at 31.5 g/t Au from 97m (Crescent South), including 1m at 91.9 g/t Au.
 - Confirmation of a new mineralised structure west of Olive Queen³.

These results represent the first significant drill testing in the district since the 1980s and confirmed both the continuity of historical mineralisation and the discovery of new lodes.



Figure 3: Drill rig at Wadgingarra, Yalgoo Project

³ Premier1 Lithium Limited. ASX Announcement 6 May 2025

DIRECTORS' REPORT

- Maiden Mineral Resource:** Announced in August 2025, these results underpinned the Groups first Inferred Mineral Resource at Wadgingarra — 150,000 tonnes at 2.7 g/t Au for 13,000 oz gold⁴. The resource is constrained within an optimised pit shell and remains entirely open along strike and at depth, providing clear scope for expansion. With multiple nearby prospects yet to be tested, Wadgingarra has emerged as a cornerstone of the Groups portfolio and its first commercial opportunity.

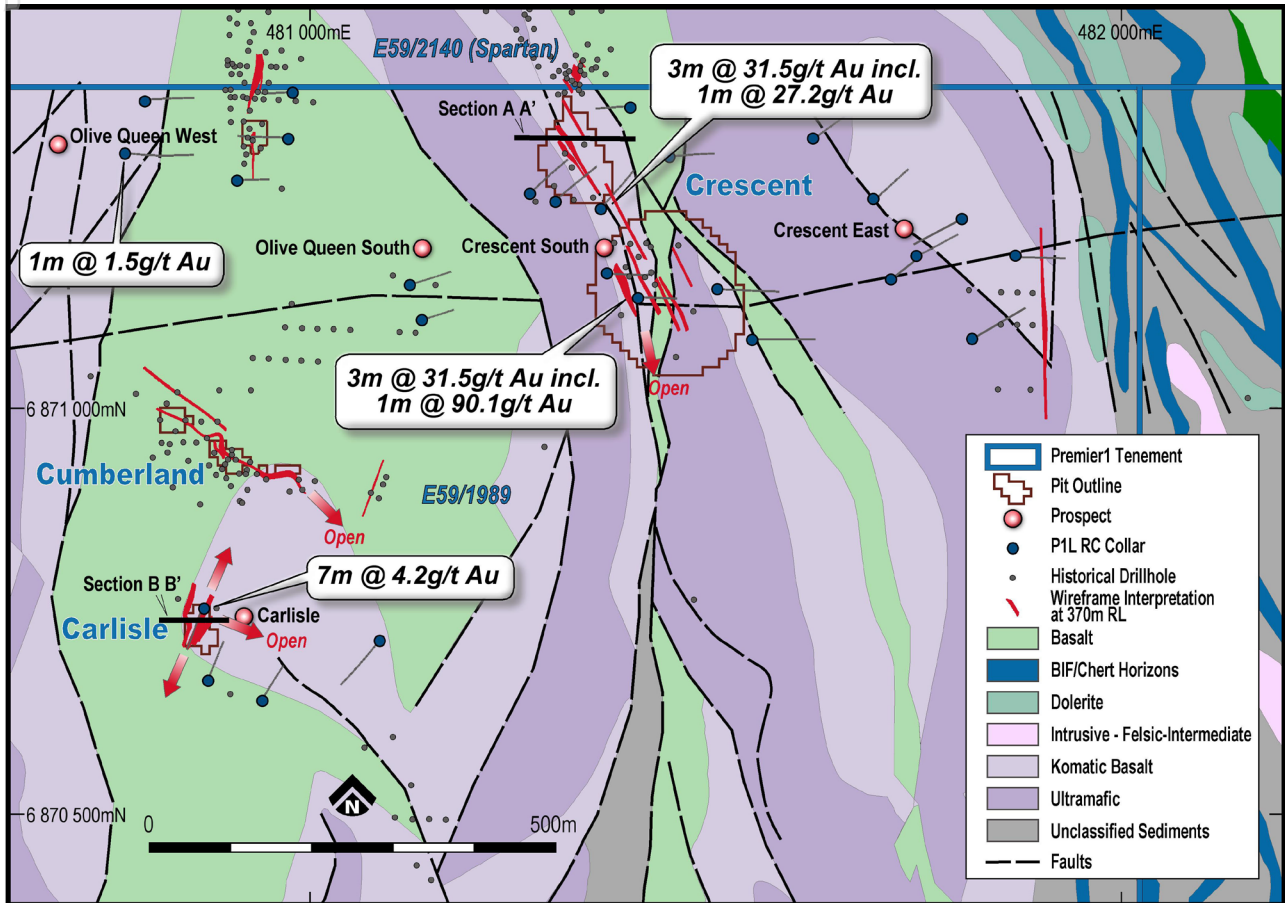


Figure 4: Wadgingarra Mineral Resource plan

⁴ Premier1 Lithium Limited. ASX Announcement 26 August 2025

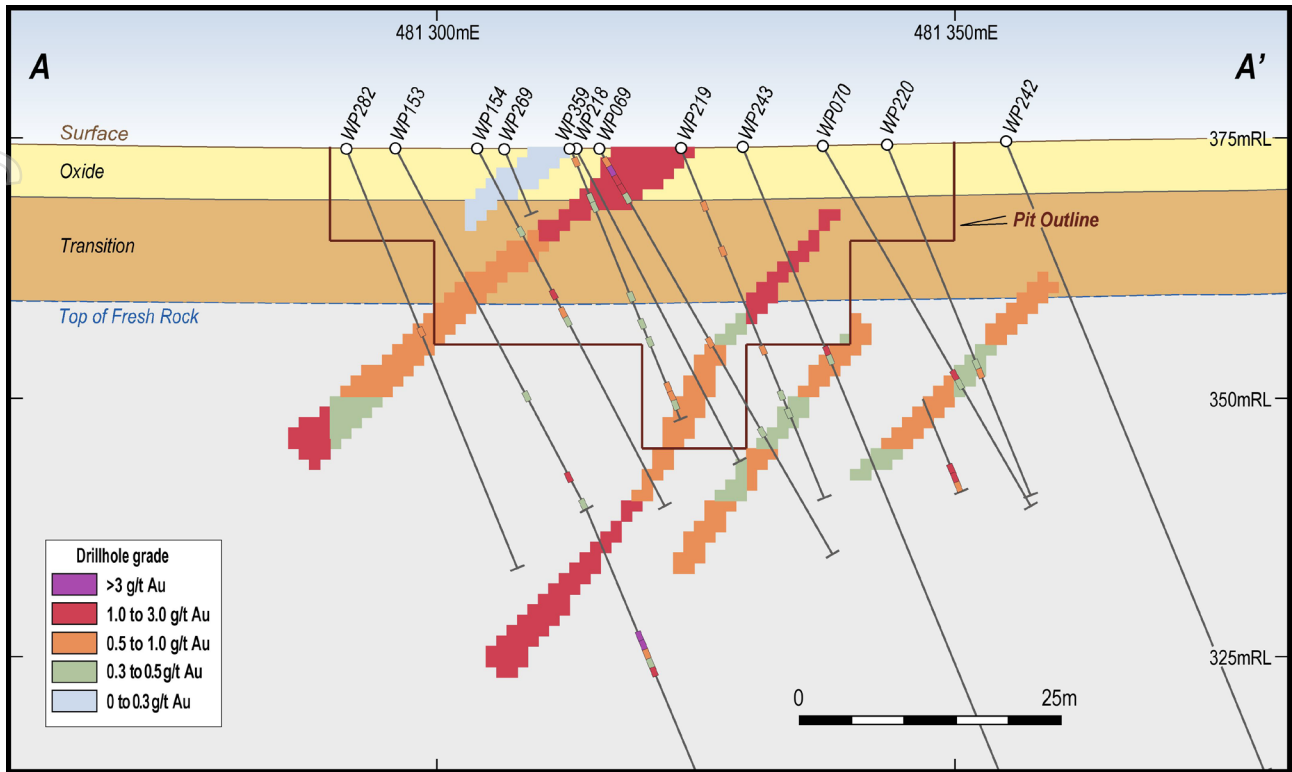


Figure 5: Cross section view looking north at 6871325mN (Crescent prospect) with the optimised pit shell and drill traces

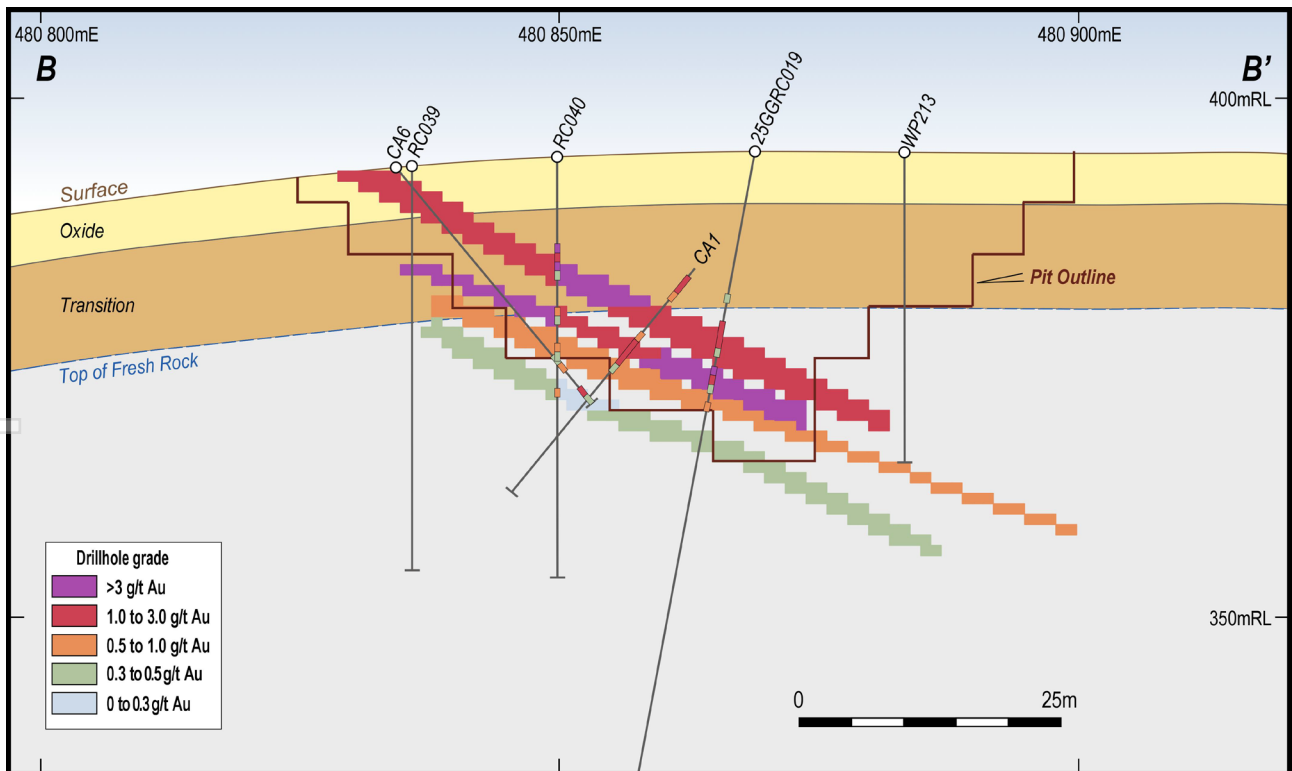


Figure 6: Cross section view looking north at 6870740mN (Carlisle prospect) with the optimised pit shell and drill traces

For personal use only

DIRECTORS' REPORT

Abbotts North Project

The Abbotts North Project, located 35 km north of Meekatharra within the Abbotts Greenstone Belt, was advanced during year through systematic surface sampling and mapping.

- **Initial Sampling:** The Company collected 112 rock chip samples in its first-pass program, which returned assays up to 6.7 g/t Au from a newly defined prospect area. Results also included 4.4 g/t Au, 3.4 g/t Au and 3.0 g/t Au at Abbotts West, and 1.9 g/t Au at Sprigg Bore⁵.
- **Follow-Up Exploration:** A second-phase mapping and rock chip campaign confirmed further mineralisation in previously unexplored areas. Highlights included 11.7 g/t Au and 1.6 g/t Au from the north of E51/2126, and 1.0 g/t Au at Mascionis Bore, coincident with a gold–copper–arsenic soil anomaly⁶.

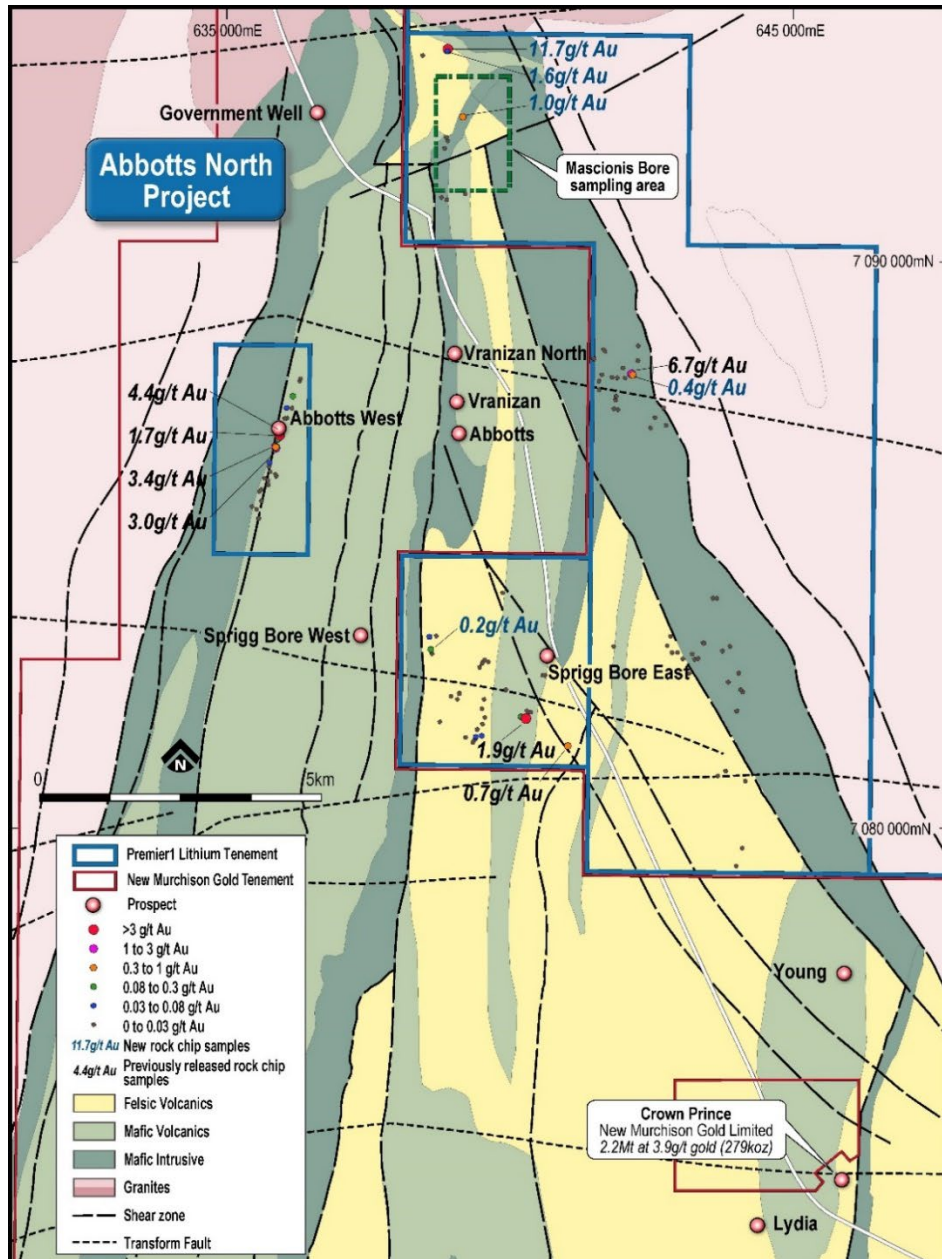


Figure 7: Rock chip and soil geochemistry map highlighting anomalies at Abbotts North

⁵ Premier1 Lithium Limited. ASX Announcement 10 February 2025

⁶ Premier1 Lithium Limited. ASX Announcement 2 July 2025

DIRECTORS' REPORT

- **Soil Geochemistry:** Soil sampling defined a coherent Au–Cu–As anomaly over 800m, enhancing target confidence and providing walk-up drill targets for the upcoming year⁷.

The Group considers Abbots North to have potential to host a significant gold system, supported by its proximity to Ora Gold's Crown Prince deposit. Exploration results from the year provide a foundation for systematic drilling in the future.

OUTLOOK

The coming year is expected to be a transformational period. Building on this year's successes, Premier1 will:

- Extend drilling at Wadgingarra to grow the recently declared MRE;
- Undertake metallurgical testwork and heritage surveys in preparation for a Mining Lease application;
- Progress systematic drilling at Abbots North; and
- Advance regional drilling at Mt Kersey and Central Block, supported by the Exploration Incentive Scheme (EIS) grant.

The announcement of the Wadgingarra MRE post-year end confirmed Premier1's ability to progress from exploration to early-stage resource definition. With a growing portfolio of high-grade targets and a disciplined approach to capital deployment, the Company is positioned to deliver both discovery and near-term development outcomes for shareholders.

CORPORATE

During the year, the Group strengthened its financial position in parallel with exploration progress.

- The Company successfully raised \$1.55 million through a capital raise, providing funding to advance exploration and drilling activities across its Western Australian portfolio.
- Premier1 was awarded a co-funded drilling grant of up to \$180,000 under Round 31 of the Western Australian Government's EIS. The grant will reimburse up to 50% of direct RC and diamond drilling costs — as well as mobilisation expenses — at the Mt Kersey and Central Block prospects within the Yalgoo Project.
- Richard Taylor resigned as Non-Executive Director on 23 October 2024.

FINANCIAL RESULTS

The Group made a loss for the year ended 30 June 2025 of \$3,788,038 (30 June 2024: loss of \$8,628,124). As at 30 June 2025, the Group had cash and cash equivalents of \$730,659 (30 June 2024: \$1,221,534) and net assets of \$2,531,690 (30 June 2024: \$4,907,835).

SIGNIFICANT CHANGES IN THE STATE OF AFFAIRS

In the opinion of the Directors, there were no significant changes in the state of affairs of the Group which have not been disclosed elsewhere in the Annual Report.

ENVIRONMENTAL REGULATIONS

The Group is subject to and are compliant with all aspects of environmental regulation of its exploration activities. The Directors are not aware of any environmental law that is not being complied with.

The Group's operations are predominantly in Western Australia and are regulated by the *Mining Act 1978* and the *Environmental Protection Act 1986* and corresponding Commonwealth legislation which contain the main environmental regulations concerning the Group's exploration activities.

LIKELY DEVELOPMENTS

The Group intends to continue its exploration activities on its existing projects and to acquire further suitable projects for exploration as opportunities arise.

⁷ Premier1 Lithium Limited. ASX Announcement 2 July 2025

DIRECTORS' REPORT

MATERIAL BUSINESS RISKS

The Group's exploration and evaluation operations will be subject to the normal risks of mineral exploration. The material business risks that may affect the Group are summarised below.

Future capital raisings

The Group's ongoing activities may require substantial further financing in the future. The Group will require additional funding to continue its exploration and evaluation operations on its projects with the aim to identify economically mineable reserves and resources. Any additional equity financing may be dilutive to shareholders, may be undertaken at lower prices than the current market price and debt financing, if available, may involve restrictive covenants which limit the Group's operations and business strategy.

Although the Directors believe that additional capital can be obtained, no assurances can be made that appropriate capital or funding, if and when needed, will be available on terms favourable to the Group or at all. If the Group is unable to obtain additional financing as needed, it may be required to reduce, delay or suspend its operations and this could have a material adverse effect on the Group's activities and could affect the Group's ability to continue as a going concern.

Exploration risk

The success of the Group depends on the delineation of economically mineable reserves and resources, access to required development capital, movement in the price of commodities, securing and maintaining title to the Group's exploration and mining tenements and obtaining all consents and approvals necessary for the conduct of its exploration activities. Exploration on the Group's existing tenements may be unsuccessful, resulting in a reduction in the value of those tenements, diminution in the cash reserves of the Group and possible relinquishment of the tenements. The exploration costs of the Group are based on certain assumptions with respect to the method and timing of exploration. By their nature, these estimates and assumptions are subject to significant uncertainties and, accordingly, the actual costs may materially differ from these estimates and assumptions.

Accordingly, no assurance can be given that the cost estimates and the underlying assumptions will be realised in practice, which may materially and adversely affect the Group's viability. If the level of operating expenditure required is higher than expected, the financial position of the Group may be adversely affected.

Feasibility and development risks

It may not always be possible for the Group to exploit successful discoveries which may be made in areas in which the Group has an interest. Such exploitation would involve obtaining the necessary licences or clearances from relevant authorities that may require conditions to be satisfied and/or the exercise of discretions by such authorities. It may or may not be possible for such conditions to be satisfied. Further, the decision to proceed to further exploitation may require participation of other companies whose interests and objectives may not be the same as the Group's. There is a complex, multidisciplinary process underway to complete a feasibility study to support any development proposal. There is a risk that the feasibility study and associated technical works will not achieve the results expected. There is also a risk that, even if a positive feasibility study is produced, the project may not be successfully developed for commercial or financial reasons.

DIRECTORS' REPORT

Regulatory risk

The Group's operations are subject to various Commonwealth, State and Territory and local laws and plans, including those relating to mining, prospecting, development permit and licence requirements, industrial relations, environment, land use, royalties, water, native title and cultural heritage, mine safety and occupational health. Approvals, licences and permits required to comply with such rules are subject to the discretion of the applicable government officials.

No assurance can be given that the Group will be successful in maintaining such authorisations in full force and effect without modification or revocation. To the extent such approvals are required and not retained or obtained in a timely manner or at all, the Group may be limited or prohibited from continuing or proceeding with exploration. The Group's business and results of operations could be adversely affected if applications lodged for exploration licences are not granted. Mining and exploration tenements are subject to periodic renewal. The renewal of the term of a granted tenement is also subject to the discretion of the relevant Minister. Renewal conditions may include increased expenditure and work commitments or compulsory relinquishment of areas of the tenements comprising the Group's projects. The imposition of new conditions or the inability to meet those conditions may adversely affect the operations, financial position and/or performance of the Group.

Environmental risk

The operations and activities of the Group are subject to the environmental laws and regulations of Australia. As with most exploration projects and mining operations, the Group's operations and activities are expected to have an impact on the environment, particularly if advanced exploration or mine development proceeds. The Group attempts to conduct its operations and activities to the highest standard of environmental obligation, including compliance with all environmental laws and regulations. The Group is unable to predict the effect of additional environmental laws and regulations which may be adopted in the future, including whether any such laws or regulations would materially increase the Group's cost of doing business or affect its operations in any area. However, there can be no assurances that new environmental laws, regulations or stricter enforcement policies, once implemented, will not oblige the Group to incur significant expenses and undertake significant investments which could have a material adverse effect on the Group's business, financial condition and performance.

Native title

In relation to tenements which the Group has an interest in or may be acquired by the consolidated entity in the future, there may be areas over which legitimate common law native title rights exist. This may preclude or delay granting of exploration and mining tenements or restrict the ability of the Group to explore, develop and/or commercialise its tenements and adversely impact on its operations. Considerable expenses may be incurred in negotiating and resolving issues, including any compensation agreements reached in settling with native title holders or claimants with rights over any of the tenements held or acquired by the consolidated entity in the future.

The directors will closely monitor the potential effect of native title claims or heritage matters involving tenements in which the Group has or may have an interest.

Availability of equipment and contractors

There is a risk that the Group may not be able to source all the equipment and contractors required to fulfil its proposed activities. There is also a risk that hired contractors may underperform or that equipment may malfunction, either of which may affect the progress of the Group's activities.

DIVIDENDS

During the financial year, no dividends were paid. The directors have not recommended the payment of a dividend in relation to the year ended 30 June 2025 (30 June 2024: Nil).

DIRECTORS' REPORT

PERFORMANCE RIGHTS

At the date of this report, the following performance rights were outstanding:

| Year issued | Issue date | Expiry date | Exercise price \$ | No. on issue |
|---------------------|------------------------------|------------------------------|----------------------|------------------|
| 2021 | 1-Feb-2021 to 24-May-2021 | 1-Feb-2026 to 23-Apr-2026 | 0.79 | 1,173,519 |
| 2022 | 11-Feb-2022 | 11-Feb-2027 | 0.85 | 913,740 |
| 2022 | 11-Feb-2022 | 11-Feb-2027 | Nil | 556,337 |
| 2023 | 1-Mar-2023 | 1-Mar-2026 | Nil | 1,583,472 |
| 2025 ⁽ⁱ⁾ | 26-Nov-24 | 1-Jun-27 | Nil | 5,500,000 |
| | | | | 9,727,068 |

- (i) These rights were granted during the year and relate to compensation of directors. Refer to more details in the Remuneration report.

During the year and up to the date of this report, no performance rights over ordinary shares were exercised.

SHARE OPTIONS

At the date of this report, the following share options were outstanding:

| Year issued | Issue date | Expiry date | Exercise price \$ | No. on issue |
|---------------------|-------------|-------------|----------------------|--------------------|
| 2022 | 11-Feb-22 | 11-Feb-2026 | 1.190 | 1,943,410 |
| 2023 | 18-May-23 | 19-May-2026 | 0.375 | 1,030,000 |
| 2023 | 7-Jul-23 | 7-Jul-2026 | 0.380 | 4,500,000 |
| 2023 | 14-Jun-23 | 13-Jun-2026 | 0.375 | 1,097,000 |
| 2023 | 15-Jun-23 | 14-Jun-2026 | 0.375 | 800,000 |
| 2024 | 7-Jul-23 | 7-Jul-2026 | 0.375 | 970,000 |
| 2024 | 25-Jan-24 | 25-Jan-2027 | 0.075 | 6,000,000 |
| 2024 | 25-Jan-24 | 25-Jan-2027 | 0.088 | 8,000,000 |
| 2024 | 25-Jan-24 | 25-Jan-2027 | 0.100 | 12,000,000 |
| 2024 | 25-Jan-24 | 26-Jan-2027 | 0.105 | 7,500,000 |
| 2025 ⁽ⁱ⁾ | 23-Dec-2024 | 1-Jun-2027 | 0.045 | 7,000,000 |
| 2025 | 24-Dec-2024 | 24-Dec-2027 | 0.016 | 120,262,250 |
| | | | | 171,102,660 |

- (i) These rights were granted during the year and relate to compensation of directors. Refer to more details in the Remuneration report.

During the year, no options over ordinary shares were exercised.

INDEMNIFICATION OF OFFICERS

The Company has indemnified the directors and officers of the Company for costs incurred, in their capacity as a director or executive, for which they may be held personally liable, except where there is a lack of good faith.

During the financial year, the Company paid a premium in respect of a contract to insure the directors and officers of the Company against a liability to the extent permitted by the *Corporations Act 2001*. The contract of insurance prohibits disclosure of the nature of the liability and the amount of the premium.

INDEMNITY AND INSURANCE OF AUDITOR

The Group has not, during or since the end of the financial year, indemnified or agreed to indemnify the auditor of the Group against a liability incurred by the auditor.

During the financial year, the Group has not paid a premium in respect of a contract to insure the auditor of the Company or any related entity.

DIRECTORS' REPORT

PROCEEDINGS ON BEHALF OF THE GROUP

No person has applied for leave of Court to bring proceedings on behalf of the Group or intervene in any proceedings to which the Group is a party for the purpose of taking responsibility on behalf of the Group for all or any part of those proceedings.

ROUNDING OF AMOUNTS

The Group is of a kind referred to in Corporations Instrument 2016/191, issued by the Australian Securities and Investments Commission, relating to 'rounding-off'. Amounts in this report have been rounded off in accordance with that Corporations Instrument to the nearest dollar.

EVENTS ARISING SINCE THE END OF THE REPORTING PERIOD

No matter or circumstance has arisen since 30 June 2025 (30 June 2024: Nil) that has significantly affected, or may significantly affect the Group's operations, the results of those operations, or the Group's state of affairs in future financial years.

AUDITOR

Pitcher Partners BA&A Pty Ltd were appointed as auditor on 31 January 2025 and continues in office the *Corporations Act 2001*.

NON-AUDIT SERVICES

Details of amounts paid or payable to the auditor for non-audit services provided during the year by the auditor are outlined in note 26 to the financial statements.

The Directors are satisfied that the provision of non-audit services during the year by the auditor (or by another person or firm on the auditor's behalf) is compatible with the general standard of independence for auditors imposed by the *Corporations Act 2001*.

The Directors are of the opinion that the services do not compromise the external auditor's independence for the following reasons:

- all non-audit services have been reviewed and approved to ensure that they do not impact the integrity and objectivity of the auditor; and
- none of the services undermine the general principles relating to auditor independence as set out in Code of Conduct APES 110 *Code of Ethics for Professional Accountants (including independence standards)* issued by the Accounting Professional and Ethical Standards Board, including reviewing or auditing the auditor's own work, acting in a management or decision-making capacity for the Group, acting as an advocate for the Group or jointly sharing economic risks and rewards.

FORMER PARTNER OF THE AUDIT FIRM

No current or former audit partners are directors or officers of the Group.

AUDITOR'S INDEPENDENCE DECLARATION

A copy of the auditor's independence declaration as required under section 307C of the *Corporations Act 2001* is set out immediately after this Directors' report.

DIRECTORS' REPORT

REMUNERATION REPORT (AUDITED)

This remuneration report, which forms part of the Directors' report, sets out information about the remuneration of the Company's Directors and key management personnel (**KMP**) for the financial year ended 30 June 2025. The key management personnel of the Company include the Directors and other officers of the Company. For the purposes of this report "key management personnel" are defined as those persons having authority and responsibility for planning, directing and controlling the major activities of the Group.

The information provided in this remuneration report has been audited in accordance with section 300A of the *Corporations Act 2001*.

REMUNERATION POLICY

Remuneration policy and practice

The Board's remuneration policy is to set remuneration for KMP and other employees at a level that is market competitive in order to attract, retain and motivate key individuals and remunerate fairly and responsibly as well as to ensure that remuneration practices are aligned to the Group's strategic and business objectives, risk exposures, and with the creation of shareholder value. Notwithstanding unforeseen circumstances and business developments, to the maximum extent possible remuneration practice aligns with the Group's remuneration policy.

Directors are remunerated by way of fixed fees and the award of performance based Long Term Incentives (LTI) and Short Term Incentives (STI) through the award of performance rights or options under the Company's Long Term Incentive Plan, as approved by Shareholders where required.

Director remuneration is reviewed periodically. Fees paid to directors are determined with reference to:

- The Group's size, structure, activities and areas of operation;
- the responsibilities and commitments of individual members (including committee activities); and
- fees paid to comparable companies.

Non-executive directors (NEDs)

The Company's policy with respect to the remuneration of NEDs during the reporting period was as follows:

- remuneration includes a fixed fee for service, paid in cash and/or fully paid shares, and statutory superannuation (where applicable), the total of which is to be within the aggregate 'non-executive director fee pool' amount of A\$500,000 as last approved by shareholders in October 2021;
- entitlement to reimbursement of reasonable travel, accommodation and other expenses incurred whilst engaged on Group business;
- incentive options to align NED interests with shareholder interests;
- at the Board's discretion and in accordance with the Company's constitution, additional remuneration may be paid for special duties or extra services performed on behalf of the Group deemed to be outside the scope of NED director duties;
- no provision for retirement benefits other than statutory superannuation entitlements;
- remuneration must not include a commission on, or a percentage of, the profits or income of the Group; and
- no additional fees for participation on any Board committees.

Executives

The Board oversees the Company's Executive remuneration policy which aims to:

- reward executives fairly and responsibly in accordance with market rates and practices to ensure that the Company provides competitive rewards that attract, retain and motivate executives of a high calibre;
- set high levels of performance which are clearly linked to an executive's remuneration;
- structure remuneration at a level that reflects the executive's duties and accountabilities;
- benchmark remuneration against appropriate comparator groups;
- align executive incentive rewards with the creation of value for shareholders;
- align remuneration with the Group's long-term strategic plans & business objectives and with risk exposures through the resources cycle; and
- comply with applicable legal requirements and appropriate governance standards.

DIRECTORS' REPORT

Relationship between remuneration policy and Company performance

The remuneration policy has been tailored to increase goal alignment between shareholders, Directors and executives. This has been done by two methods, firstly through a STI plan with a performance-based bonus based on key performance indicators (KPI's) and secondly, through a LTI plan whereby performance rights are issued to encourage the alignment of personal and shareholder interests, as well as a longer-term retention strategy. The Company believes this policy will be effective in increasing shareholder wealth over time.

Details of remuneration

The key management personnel consisted of the following Directors:

| Name | Status | Appointment/ Resignation |
|----------------|------------------------|--------------------------|
| Hugh Thomas | Non-executive Chairman | |
| Jason Froud | Managing Director | |
| Anja Ehser | Non-executive Director | |
| Richard Taylor | Non-executive Director | Resigned 23 October 2024 |

There have been no changes since the end of the reporting period.

Non-executive director fees

Non-executive directors are not remunerated under a contract of employment.

A summary of the Company's fixed fee remuneration practice in relation to its current NEDs (inclusive of superannuation) is set out in the following table:

| NED | 2025 fixed annual fee (\$) | Date of last adjustment | Fixed fee at appointment (\$) | Appointment date |
|----------------|----------------------------|-------------------------|-------------------------------|------------------|
| Hugh Thomas | 48,000 | N/A | 48,000 | 1 June 2024 |
| Anja Ehser | 48,000 | N/A | N/A | 17 January 2024 |
| Richard Taylor | N/A | N/A | N/A | 31 May 2024* |

* note that R Taylor was previously engaged as Executive Director and Chief Executive Officer of the Group until 31 May 2024, upon which he transitioned into the role of NED.

Under E Ahser and R Taylor's initial appointment letters, they are entitled to an annual fee which was to be determined at a future date. As such, no remuneration was recognised until such time the NED fee has been determined. Subsequently, Anja Ehser fixed annual fee was set at \$48,000 for the year ended 30 June 2025.

Executive service contracts

The Company has entered into employment contracts with each of its executives. The terms of these contracts for KMP during the reporting period are set out in the following table:

| Executive | Jason Froud |
|--|---|
| Position | Managing Director |
| Appointment date | 1 June 2024 |
| Contract date | 1 June 2024 |
| Contract cease date | - |
| TFR* | \$350,000 |
| STI/LTI eligibility | Eligible |
| Contract length | Ongoing, no fixed term |
| Notice for termination by the Company | 13 weeks |
| Termination for serious misconduct | No notice required. No STI/LTI payment |
| Notice for resignation by the employee | 13 weeks |
| Statutory entitlements | All leave and benefits in accordance with the law |
| Post-employment restraints | Six months |

* comprises of base salary and statutory superannuation

DIRECTORS' REPORT

KMP remuneration summary

The following tables show details of the remuneration received by the key management personnel of the Group for the current financial year.

| | | Short Term Salary & Fees \$ | Post-Employment Superannuation \$ | Other/ Bonus \$ | Share-based payments | | Total \$ | Equity based |
|------------------------------|------|-----------------------------------|---|-----------------------|-----------------------------|------------------------|----------------|-------------------|
| | | | | | Performance Rights \$ | Share Options \$ | | remuneration % |
| J Froud ⁽ⁱ⁾ | 2025 | 320,068 | 29,932 | - | 8,666 | 8,924 | 367,590 | 5% |
| | 2024 | 26,875 | 2,956 | - | - | - | 29,831 | 0% |
| H Thomas ⁽ⁱ⁾ | 2025 | 48,000 | - | - | - | 1,493 | 49,493 | 3% |
| | 2024 | 4,000 | - | - | - | - | 4,000 | 0% |
| A Ehser ⁽ⁱⁱ⁾ | 2025 | 48,000 | - | - | - | 4,478 | 52,478 | 9% |
| | 2024 | - | - | - | - | - | - | 0% |
| R Taylor ⁽ⁱⁱⁱ⁾ | 2025 | - | - | - | (54,903) | 4,478 | (50,425) | 100% |
| | 2024 | 335,323 | 27,709 | - | 28,540 | - | 391,572 | 7% |
| R Rowe ^(iv) | 2025 | - | - | - | - | - | - | 0% |
| | 2024 | 183,307 | 15,984 | - | 55,260 | - | 254,551 | 22% |
| R Peck ^(iv) | 2025 | - | - | - | - | - | - | 0% |
| | 2024 | - | - | - | - | 127,454 | 127,454 | 100% |
| N Limb ^(v) | 2025 | - | - | - | - | - | - | 0% |
| | 2024 | - | - | - | - | 116,299 | 116,299 | 100% |
| A Manger ^(v) | 2025 | - | - | - | - | - | - | 0% |
| | 2024 | - | - | - | - | 84,969 | 84,969 | 100% |
| A O'Sullivan ^(iv) | 2025 | - | - | - | - | - | - | - |
| | 2024 | - | - | - | - | 84,969 | 84,969 | 100% |
| A Eggo ^(iv) | 2025 | - | - | - | - | - | - | - |
| | 2024 | 183,307 | 15,984 | - | 55,260 | - | 254,551 | 22% |
| Total | 2025 | 416,068 | 29,932 | - | (46,237) | 19,373 | 419,135 | 0% |
| | 2024 | 732,812 | 62,633 | - | 139,060 | 413,691 | 1,348,196 | 41% |

(i) Hugh Thomas & Jason Froud were appointed 1 June 2024

(ii) Anja Ehser was appointed 17 January 2024

(iii) Richard Taylor resigned 23 October 2024. Performance Rights share based payment expense is a result of accumulated vesting expense being reversed upon vesting conditions not being met

(iv) Robert Rowe, Robert Peck, Adrian Manger, Anthony O'Sullivan & Alfred Eggo resigned 25 January 2024

(v) Nicholas Limb resigned 5 June 2024

DIRECTORS' REPORT

KMP Holdings

The number of shares, options and performance rights (PRs) held during the financial year by each Director and other members of key management personnel of the Company, including their personally related parties, is set out below.

| 2025 | Balance at the start of the period | | | Purchased on market During the period | | | Granted as Remuneration during the period | | | Other changes during the period (i) | | | Balance at the end of the period | | |
|---------------------------|------------------------------------|---------------|------------------|--|----------------|----------|--|------------------|------------------|--|--------------------|--------------------|----------------------------------|------------------|------------------|
| | Shares | Options | PRs | Shares | Options | PRs | Shares | Options | PRs | Shares | Options | PRs | Shares | Options | PRs |
| J Froud | - | - | - | 2,500,100 | 833,367 | - | - | 3,500,000 | 5,500,000 | - | - | - | 2,500,100 | 4,333,367 | 5,500,000 |
| H Thomas | - | - | - | - | - | - | - | 500,000 | - | - | - | - | - | 500,000 | - |
| A Ehser ⁽ⁱⁱ⁾ | - | - | - | 1,000,000 | - | - | - | 1,500,000 | - | - | - | - | 1,000,000 | 1,500,000 | - |
| R Taylor ⁽ⁱⁱⁱ⁾ | 988,734 | 50,000 | 1,882,364 | - | - | - | - | 1,500,000 | - | (988,734) | (1,550,000) | (1,882,364) | - | - | - |
| Total | 988,734 | 50,000 | 1,882,364 | 3,500,100 | 833,367 | - | - | 7,000,000 | 5,500,000 | (988,734) | (1,550,000) | (1,882,364) | 3,500,100 | 6,333,367 | 5,500,000 |

(i) Other movements represent the holdings of KMP on the date they ceased as KMP (resignation date)

(ii) Elected to receive fully paid shares in lieu of \$24,000 of remuneration paid in cash which remains subject to shareholder approval at a future General Meeting of the Company as at the date of this report

(iii) Richard Taylor resigned 23 October 2024

DIRECTORS' REPORT

Share-based compensation

Options

On 23 December 2024, the Company issued 7,000,000 unlisted options exercisable at \$0.045 and expiring 1 June 2027 to directors following shareholder approval being obtained at the 26 November 2024 Annual General Meeting. The fair value of the services could not be reliably measured and therefore, a Black-Scholes Option Pricing model was used to determine the value of the options issued. The value of these options is expensed within the consolidated statement of profit or loss and other comprehensive income over the vesting period. An expense of \$19,373 was recognised for the year ended 30 June 2025 (30 June 2024: Nil).

The options were issued to the following Directors and subject to the following vesting conditions:

| Director | Share Options (No.) | Vesting condition |
|----------|---------------------|---|
| J Froud | 2,000,000 | 12-month service condition |
| | 1,000,000 | 18-month service condition |
| | 500,000 | 24-month service condition |
| H Thomas | 500,000 | No vesting conditions attached and expensed on grant date |
| A Ehser | 1,500,000 | No vesting conditions attached and expensed on grant date |
| R Taylor | 1,500,000 | No vesting conditions attached and expensed on grant date |

Performance rights

On 23 December 2024, the Company issued 5,500,000 performance rights expiring 1 June 2027 to the Managing Director, Mr Jason Froud following shareholder approval being obtained at the 26 November 2024 Annual General Meeting. The fair value of the services could not be reliably measured and therefore, a Barrier up-and-in trinomial pricing model with a Parisian barrier adjustment was used for Tranches 1-3 and a Black-Scholes Option Pricing model for Tranches 4-6 to determine the value of the options issued. The value of these performance rights is expensed within the consolidated statement of profit or loss and other comprehensive income over the vesting period. The vesting conditions subject to the performance rights issued during the year are as follows:

- Tranche 1: 12 months of continuous employment from the Commencement Date; and the VWAP being greater than \$0.08 over 20 consecutive days in which trading in the Company's securities occurred.
- Tranche 2: 18 months of continuous employment from the Commencement Date; and the VWAP being greater than \$0.11 over 20 consecutive days in which trading in the Company's securities occurred.
- Tranche 3: 24 months of continuous employment from the Commencement Date; and the VWAP being greater than \$0.14 over 20 consecutive days in which trading in the Company's securities occurred.
- Tranche 4: 12 months of continuous employment from the Commencement Date; and the acquisition of a new project approved by the Board and released to the market.
- Tranche 5: 18 months of continuous employment from the Commencement Date; and the development of a Maiden Resource of minimum 10 million tonnes at a minimum 1.0% Li2O content or equivalent tonnage of battery or precious metal Mineral Resource.
- Tranche 6: 24 months of continuous employment from the Commencement Date; and the development of a Pre-Feasibility Study on one of the Company's projects.

DIRECTORS' REPORT

Loans to KMP

No loans were made to KMP during the period, nor are any loans to KMP outstanding.

Loans to related parties

No loans were made to Director-related parties during the year.

Other transactions with key management personnel and their related parties

Mr Hugh Thomas acted as NED of NT Minerals Limited (ASX: NTM) up to the date of resignation of on 16 April 2025.

During the financial year, payments of \$22,515 for shared office premises were made to NT Minerals Limited. All transactions were made on normal commercial terms and conditions and at market rates.

The amount disclosed above include transactions during the time Mr Hugh Thomas was a director of NT Minerals, additional transactions have occurred after the date of resignation on the same terms and conditions as above.

There were no other related party transactions made during the year ended 30 June 2025 (June 2024: nil).

Historical Information

The table below sets out summary information about the Group's earnings and performance for the past five years:


| | 2021 | 2022 | 2023 | 2024 | 2025 |
|---|-------------|-------------|-------------|-------------|-------------|
| Revenue (\$) | 1,682,920 | 558,500 | 4,451,418 | 2,655,715 | - |
| Net income (loss) after tax (\$) | (4,169,977) | (7,912,871) | (8,380,050) | (8,628,124) | (3,788,038) |
| Dividends (\$) | - | - | - | - | - |
| Basic and diluted loss per share (cents) | (6.74) | (11.60) | (12.04) | (7.16) | (1.36) |
| Share price at the end of the year (A\$)* | - | 0.37 | 0.225 | 0.016 | 0.008 |

* The Company's securities were officially quoted on the ASX on 11 February 2022 at a share price of \$0.85.

This is the end of the Remuneration Report which has been audited.

This report is made in accordance with a resolution of Directors, pursuant to section 298(2)(a) of the *Corporations Act 2001*.

On behalf of the Directors



Jason Froud
Managing Director


Perth, 22 September 2025

**AUDITOR'S INDEPENDENCE DECLARATION
TO THE DIRECTORS OF PREMIER1 LITHIUM LIMITED**

In accordance with section 307C of the *Corporations Act 2001*, I declare to the best of my knowledge and belief in relation to the audit of the financial report of Premier1 Lithium Limited and its controlled entities for the year ended 30 June 2025, there have been:

- no contraventions of the auditor independence requirements of the *Corporations Act 2001* in relation to the audit; and
- no contraventions of the ethical requirements of the Accounting Professional and Ethical Standards Board's APES 110 *Code of Ethics for Professional Accountants (including Independence Standards)* in relation to the audit.

Pitcher Partners BA&A PTY LTD
PITCHER PARTNERS BA&A PTY LTD



PAUL MULLIGAN
Executive Director
Perth, 22 September 2025

CONSOLIDATED STATEMENT OF PROFIT OR LOSS AND OTHER COMPREHENSIVE INCOME

For the year ended 30 June 2025

| | Note | Consolidated | |
|--|------|-----------------------|-----------------------|
| | | 30 June 2025 \$ | 30 June 2024 \$ |
| Revenue from continuing operations | 4 | - | 501,595 |
| Other income | 4 | 484,320 | 823,345 |
| Employee benefit expenses | | (395,170) | (2,070,594) |
| Administration expenses | | (271,261) | (744,251) |
| Depreciation and amortisation expenses | | (47,682) | (88,853) |
| Exploration expenses | | (39,489) | (1,273,863) |
| Impairment expenses | 9 | (2,951,127) | (3,315,274) |
| Consultants and contractor expenses | | (487,014) | (672,090) |
| Interest expense | | (29,570) | (71,199) |
| Finance costs | | - | (490) |
| Net loss on revaluation of financial instrument | | - | (243,504) |
| Gain on investment | | - | 383,823 |
| Share-based payment expenses | 16 | 23,677 | (501,650) |
| Corporate expenses | | (74,722) | (71,335) |
| Loss before income tax expense from continuing operations attributable to the owners of Premier1 Lithium Limited | | (3,788,038) | (7,344,340) |
| Income tax expense/(benefit) | 5 | - | - |
| Loss after income tax expense from continuing operations | | (3,788,038) | (7,344,340) |
| Loss after income tax expense from discontinued operations | 29 | - | (1,283,784) |
| Loss after income tax expense for the year attributable to the owners of Premier1 Lithium Limited | | (3,788,038) | (8,628,124) |
| Other comprehensive income | | - | - |
| Total comprehensive loss for the year attributable to the owners of Premier1 Lithium Limited | | (3,788,038) | (8,628,124) |
| Total comprehensive loss for the year is attributable to: | | | |
| Continuing operations | | (3,788,038) | (7,344,340) |
| Discontinued operations | | - | (1,283,784) |
| | | (3,788,038) | (8,628,124) |
| | | Cents | Cents |
| Earnings per share for profit from continuing operations attributable to the owners of Premier1 Lithium Limited | | | |
| Basic and diluted loss per share (cents) | 17 | (1.36) | (6.10) |
| Earnings per share for profit from discontinued operations attributable to the owners of Premier1 Lithium Limited | | | |
| Basic and diluted loss per share (cents) | 17 | - | (1.07) |
| Earnings per share for profit attributable to the owners of Premier1 Lithium Limited | | | |
| Basic and diluted loss per share (cents) | 17 | (1.36) | (7.16) |

The above consolidated statement of profit or loss and other comprehensive income should be read in conjunction with the accompanying notes

CONSOLIDATED STATEMENT OF FINANCIAL POSITION

As at 30 June 2025

| | | Consolidated | |
|--------------------------------------|------|------------------|------------------|
| | | 30 June 2025 | 30 June 2024 |
| | | \$ | \$ |
| | Note | | |
| Current assets | | | |
| Cash and cash equivalents | 20 | 730,659 | 1,221,534 |
| Other receivables | 6 | 9,796 | 835,623 |
| Other current assets | 7 | 218,111 | 227,657 |
| Total current assets | | 958,566 | 2,284,814 |
| Non-current assets | | | |
| Property, plant and equipment | 8 | 93,106 | 113,365 |
| Exploration and evaluation assets | 9 | 1,739,828 | 3,163,929 |
| Right of use assets | 12 | 40,903 | - |
| Total non-current assets | | 1,873,836 | 3,277,294 |
| Total assets | | 2,832,402 | 5,562,108 |
| Current liabilities | | | |
| Trade and other payables | 10 | 192,226 | 254,813 |
| Provisions | 11 | 65,079 | 31,081 |
| Lease liabilities | 12 | 43,407 | - |
| Borrowings | 13 | - | 365,815 |
| Total current liabilities | | 300,712 | 651,709 |
| Non-current liabilities | | | |
| Provisions | 11 | - | 2,564 |
| Total non-current liabilities | | - | 2,564 |
| Total liabilities | | 300,712 | 654,273 |
| Net assets | | 2,531,690 | 4,907,835 |
| Equity | | | |
| Issued capital | 14 | 28,145,398 | 26,965,601 |
| Reserves | 15 | 3,917,479 | 6,851,697 |
| Accumulated losses | | (29,531,187) | (28,909,463) |
| Total equity | | 2,531,690 | 4,907,835 |

The above consolidated statement of financial position should be read in conjunction with the accompanying notes

CONSOLIDATED STATEMENT OF CHANGES IN EQUITY

For the year ended 30 June 2025

| Consolidated | Share capital \$ | Performance rights and share options reserve \$ | Acquisition Reserve \$ | Accumulated losses \$ | Total equity \$ |
|--|---------------------|--|------------------------------|--------------------------|--------------------|
| Balance as at 1 July 2023 | 27,590,586 | 2,266,079 | 3,166,314 | (20,281,339) | 12,741,640 |
| Loss after income tax expense for the period | - | - | - | (8,628,124) | (8,628,124) |
| Other comprehensive income for the period, net of tax | - | - | - | - | - |
| Total comprehensive loss | - | - | - | (8,628,124) | (8,628,124) |
| <i>Transactions with owners in their capacity as owners:</i> | | | | | |
| Issue of ordinary shares, net of transaction costs | 4,759,038 | 917,654 | - | - | 5,676,692 |
| Return of capital to shareholders | (5,384,023) | - | - | - | (5,384,023) |
| Share based payments | - | 501,650 | - | - | 501,650 |
| Balance as at 30 June 2024 | 26,965,601 | 3,685,383 | 3,166,314 | (28,909,463) | 4,907,835 |
| Balance as at 1 July 2024 | 26,965,601 | 3,685,383 | 3,166,314 | (28,909,463) | 4,907,835 |
| Loss after income tax expense for the period | - | - | - | (3,788,038) | (3,788,038) |
| Other comprehensive income for the period, net of tax | - | - | - | - | - |
| Total comprehensive loss | - | - | - | (3,788,038) | (3,788,038) |
| <i>Transactions with owners in their capacity as owners:</i> | | | | | |
| Issue of ordinary shares, net of transaction costs | 1,179,797 | 255,773 | - | - | 1,435,570 |
| Share based payments | - | (23,677) | - | - | (23,677) |
| Transfer between components of equity | - | - | (3,166,314) | 3,166,314 | - |
| Balance as at 30 June 2025 | 28,145,398 | 3,917,479 | - | (29,531,187) | 2,531,690 |

The above consolidated statement of changes in equity should be read in conjunction with the accompanying notes

CONSOLIDATED STATEMENT OF CASHFLOWS

As at 30 June 2025

| | | Consolidated | |
|------|---|--------------------|--------------------|
| | | 30 June | 30 June |
| | | 2025 | 2024 |
| | | \$ | \$ |
| Note | | | |
| | Cash flows related to operating activities | | |
| | Receipts from customers | - | 1,131,126 |
| | Receipts from Australian Tax Office – R&D Tax incentive | 889,547 | - |
| | Receipts from government grants | - | 224,348 |
| | Payments to suppliers and employees | (1,313,240) | (3,999,179) |
| | Payments for non-capitalised exploration expenditure | (39,041) | (1,368,148) |
| | Interest paid | (55,881) | (14,504) |
| | Interest received | 86,619 | - |
| | Income tax paid | - | (55,101) |
| 29 | Net cash provided by discontinued operations | - | 1,567,756 |
| 20 | Net cash used in operating activities | (431,996) | (2,513,702) |
| | Cash flows related to investing activities | | |
| | Payments for capitalised exploration expenditure | (1,469,267) | (315,518) |
| | Purchase of property, plant and equipment | (4,059) | (5,641) |
| | Loans provided/ (repaid) | 340,000 | (340,000) |
| | Interest received | - | 39,478 |
| | Disposal of property, plant and equipment | 5,000 | - |
| 28 | Net cash provided by acquisition of subsidiary | - | 17,601 |
| 29 | Net cash disposed on demerger of subsidiary | - | (443,589) |
| 29 | Net cash used in discontinued operations | - | (9,923) |
| | Net cash used in investing activities | (1,128,326) | (1,057,592) |
| | Cash flows related to financing activities | | |
| 14 | Proceeds from capital raisings | 1,547,892 | 3,000,000 |
| 14 | Payment of share issue costs | (112,318) | (274,477) |
| | Payment of lease liabilities | (26,127) | (63,595) |
| | Repayment of borrowings | (340,000) | (1,244,199) |
| | Proceeds from borrowings | - | 1,154,147 |
| 29 | Net cash provided by discontinued operations | - | 340,000 |
| | Net cash provided by financing activities | 1,069,447 | 2,911,876 |
| | Net decrease in cash and cash equivalents held | (490,875) | (659,418) |
| | Cash and cash equivalents at beginning of the financial year | 1,221,534 | 1,880,952 |
| 20 | Cash and cash equivalents at end of the financial year | 730,659 | 1,221,534 |

The above consolidated statement of cashflows should be read in conjunction with the accompanying notes

NOTES TO THE CONSOLIDATED FINANCIAL STATEMENTS

For the financial year ended 30 June 2025

1. GENERAL INFORMATION

The financial statements cover Premier1 Lithium Limited (the **Premier1** or the **Company**) as a consolidated entity consisting of Premier1 Lithium Limited and the entities it controlled (the **Group**) at the end of, or during, the year ended 30 June 2025. The financial statements are presented in Australian dollars, which is Premier1's functional and presentation currency.

Premier1 is a listed public company limited by shares, incorporated and domiciled in Australia.

The financial statements were authorised for by the Directors on 22 September 2025.

MATERIAL ACCOUNTING POLICY INFORMATION

Accounting standards issued but not effective

The Australian Accounting Standards Board (AASB) has issued a number of new and amended Accounting Standards and Interpretations that have mandatory application dates for future reporting periods, some of which are relevant to the Group. The Group has decided not to early adopt any of these new and amended pronouncements. The Group's assessment of the new and amended pronouncements that are relevant to the Group but applicable in future reporting periods is set out below.

AASB 2024-3 Amendments to Australian Accounting Standards – Annual Improvements Volume 11

AASB 2024-3 makes amendments to AASB 1 First-time Adoption of Australian Accounting Standards, AASB 7 Financial Instruments: Disclosures, AASB 9 Financial Instruments, AASB 10 Consolidated Financial Statements and AASB 107 Statement of Cash Flows.

The main amendments relate to the improvements of consistency and understandability between various accounting standards and clarification regarding derecognition of a lease liability upon extinguishment.

These amending standards mandatorily apply to annual reporting periods commencing on or after 1 January 2026 and will be first applied by the Group in the financial year commencing 1 July 2026.

The likely impact of this accounting standard on the financial statements of the Group is yet to be determined.

AASB 18: Presentation and Disclosure in Financial Statements

AASB 18 replaces AASB 101 Presentation of Financial Statements to improve how entities communicate in their financial statements, with a focus on information about financial performance in the profit or loss.

AASB 18 has also introduced changes to other accounting standards including AASB 108 Basis of Preparation of Financial Statements (previously titled Accounting Policies, Changes in Accounting Estimates and Errors), AASB 7 Financial Instruments: Disclosures, AASB 107 Statement of Cash Flows, AASB 133 Earnings Per Share and AASB 134 Interim Financial Reporting.

The key presentation and disclosure requirement are:

- a) the presentation of two newly defined subtotals in the statement of profit or loss, and the classification of income and expenses into operating, investing and financing categories – plus income taxes and discontinuing operations;
- b) the disclosure of management-defined performance measures; and
- c) enhanced requirements for grouping (aggregation and disaggregation) of information.

NOTES TO THE CONSOLIDATED FINANCIAL STATEMENTS

For the financial year ended 30 June 2025

New or amending Accounting Standards and Interpretations adopted

The Group has adopted all of the new or amended Accounting Standards and Interpretations issued by the Australian Accounting Standards Board ('AASB') that are mandatory for the current reporting period. There was no impact as a result of adoption.

Any new or amended Accounting Standards or Interpretations that are not yet mandatory have not been early adopted.

Basis of preparation

These general purpose financial statements have been prepared in accordance with Australian Accounting Standards and Interpretations issued by the Australian Accounting Standards Board ('AASB') and the *Corporations Act 2001*, as appropriate for for-profit oriented entities. These financial statements also comply with International Financial Reporting Standards as issued by the International Accounting Standards Board ('IASB').

Historical cost convention

The financial statements have been prepared under the historical cost convention, except, where applicable, for the revaluation of certain non-current assets and financial instruments.

Cost is based on the fair values of the consideration given in exchange for assets. All amounts are presented in Australian dollars.

Critical accounting estimates

The preparation of the financial statements requires the use of certain critical accounting estimates. It also requires management to exercise its judgement in the process of applying the Group's accounting policies. The areas involving a higher degree of judgement or complexity, or areas where assumptions and estimates are significant to the financial statements, are disclosed in Note 3.

Comparatives

Where necessary, comparative information has been reclassified and repositioned for consistency with current period disclosures.

Parent entity information

In accordance with the *Corporations Act 2001*, these financial statements present the results of the consolidated entity only. Supplementary information about the parent entity is disclosed in Note 25.

Principles of consolidation

The consolidated financial statements incorporate the assets and liabilities of all subsidiaries of Premier1 Lithium Limited ('Company' or 'parent entity') as at 30 June 2025 and the results of all subsidiaries for the year then ended. Premier1 Lithium Limited and its subsidiaries together are referred to in these financial statements as the 'consolidated entity'.

Subsidiaries are all those entities over which the consolidated entity has control. The consolidated entity controls an entity when the consolidated entity is exposed to, or has rights to, variable returns from its involvement with the entity and has the ability to affect those returns through its power to direct the activities of the entity. Subsidiaries are fully consolidated from the date on which control is transferred to the consolidated entity. They are de-consolidated from the date that control ceases.

Intercompany transactions, balances and unrealised gains on transactions between entities in the consolidated entity are eliminated. Unrealised losses are also eliminated unless the transaction provides evidence of the impairment of the asset transferred. Accounting policies of subsidiaries have been changed where necessary to ensure consistency with the policies adopted by the consolidated entity.

The acquisition of subsidiaries is accounted for using the acquisition method of accounting. A change in ownership interest, without the loss of control, is accounted for as an equity transaction, where the difference between the consideration transferred and the book value of the share of the non-controlling interest acquired is recognised directly in equity attributable to the parent.

NOTES TO THE CONSOLIDATED FINANCIAL STATEMENTS

For the financial year ended 30 June 2025

Going concern

The financial statements have been prepared on the going concern basis, which contemplates the continuity of normal business activities and the realisation of assets and the discharge of liabilities in the normal course of business.

The Group has incurred a net loss after tax for the year ended 30 June 2025 of \$3,788,038 (30 June 2024: loss of \$8,628,124) and had net operating cash outflows of \$431,996 (30 June 2024: \$2,513,702). As at 30 June 2025, the Group has cash and cash equivalents of \$730,659 (30 June 2024: \$1,221,534).

Whilst the above conditions indicate a material uncertainty which may cast significant doubt over the Group's ability to continue as a going concern and therefore whether it will realise its assets and extinguish its liabilities in the normal course of business and at the amounts stated in the financial report, the Directors believe that there are reasonable grounds to believe that the Group will be able to continue as a going concern, after consideration of the following factors:

- a) The Group is working towards capital raising initiatives and the Directors are confident that it will receive sufficient additional funding from shareholders or other parties;
- b) The Directors of the Group expect that major shareholders of the Group will support their fundraising activities; and
- c) The Group has the ability to scale back exploration costs and reduce other discretionary expenditure to preserve cash reserves.

On this basis, the Directors are of the opinion that the financial statements should be prepared on a going concern basis and that the Group will be able to pay its debts as and when they fall due and payable.

Should the Group be unable to continue as a going concern it may be required to realise its assets and discharge its liabilities other than in the normal course of business and at amounts different to those stated in the financial statements. The financial statements do not include any adjustments relating to the recoverability and classification of asset carrying amounts or the amount of liabilities that might result should the Group be unable to continue as a going concern and meet its debts as and when they fall due.

Other material accounting policies

Material accounting policies adopted by the Group in the preparation of the consolidated financial statements are disclosed in the respective notes to the financial statements other than the accounting policies set out below.

The accounting policies have been consistently applied unless otherwise stated.

Impairment of non-financial assets

At each reporting date, the Group reviews the carrying amounts of its assets to determine whether there is any indication that those assets have suffered an impairment loss. If any such indication exists, the recoverable amount of the asset is estimated in order to determine the extent of the impairment loss (if any). Where the asset does not generate cash flows that are independent of other assets, the Group estimates the recoverable amount of the cash-generating unit to which the asset belongs. Where a reasonable and consistent basis of allocation can be identified, corporate assets are also allocated to individual cash-generating units or otherwise they are allocated to the smallest Group of cash-generating units for which a reasonable and consistent allocation basis can be identified. Intangible assets with indefinite useful lives and intangible assets not yet available for use are tested for impairment annually and whenever there is an indication that the asset may be impaired. The recoverable amount is the higher of fair value less costs to sell and value in use. In assessing value in use, the estimated future cash flows are discounted to their present value using a pre-tax discount rate that reflects current market assessments of the time value of money and the risks specific to the asset for which the estimates of future cash flows have not been adjusted. If the recoverable amount of an asset (or cash-generating unit) is estimated to be less than its carrying amount, the carrying amount of the asset (or cash-generating unit) is reduced to its recoverable amount. An impairment loss is recognised immediately in profit or loss. Where an impairment loss subsequently reverses, the carrying amount of the asset (or cash-generating unit) is increased to the revised estimate of its recoverable amount but only to the extent that the increased carrying amount does not exceed the carrying amount that would have been determined had no impairment loss been recognised for the asset (or cash-generating unit) in prior years. A reversal of an impairment loss is recognised immediately in profit or loss.

NOTES TO THE CONSOLIDATED FINANCIAL STATEMENTS

For the financial year ended 30 June 2025

2. CRITICAL ACCOUNTING JUDGEMENTS AND KEY SOURCES OF ESTIMATION UNCERTAINTY

The preparation of the financial statements requires management to make judgements, estimates and assumptions that affect the reported amounts in the financial statements. Management continually evaluates its judgements and estimates in relation to assets, liabilities, contingent liabilities, revenue and expenses. Management bases its judgements, estimates and assumptions on historical experience and on other various factors, including expectations of future events, management believes to be reasonable under the circumstances. The resulting accounting judgements and estimates will seldom equal the related actual results. The judgements, estimates and assumptions that have a significant risk of causing a material adjustment to the carrying amounts of assets and liabilities.

Critical judgements in applying the Group's accounting policies

Significant judgements, estimates and assumptions made by management in the preparation of these financial statements are found in the following notes:

Note 5 – Income tax

Note 9 – Exploration and evaluation assets

Note 16 – Share-based payments

3. SEGMENT INFORMATION

The Group's operating segments are identified on the basis of internal reports about components of the entity that are regularly reviewed by the Board of Directors (chief operating decision makers) in order to allocate resources to the segments and to assess their performance.

Subsequent to the Group discontinuing the technology business unit (refer Note 29) the Group operated as a single operating segment which is mineral exploration in a single geographical location of Australia.

The Group's sole segment is consistent with the presentation in these financial statements and therefore have not been disclosed separately within this note.

4. REVENUE AND OTHER INCOME

| | Consolidated Year ended | |
|--|----------------------------|-----------------------|
| | 30 June 2025 \$ | 30 June 2024 \$ |
| Revenue | | |
| Exploration services ⁽ⁱ⁾ | - | 501,595 |
| Total revenue | - | 501,595 |
| Other income | | |
| Research and development tax incentive | 419,123 | 470,424 |
| Government grants ⁽ⁱⁱ⁾ | - | 224,348 |
| Other ⁽ⁱⁱⁱ⁾ | 2,056 | 66,119 |
| Interest income | 63,141 | 62,454 |
| Total other income | 484,320 | 823,345 |
| Total revenue and other income | 484,320 | 1,324,940 |

(i) Exploration services is based on revenue earned at a point in time in accordance with contractual performance obligations.

(ii) During the year ended 30 June 2024, governments grants of \$224,348 were received from the Department of Mines and Petroleum as part of the Exploration Incentive Scheme. The program co-funded innovative exploration drilling undertaken during the prior year.

(iii) Includes the sale of the Tea Well East project for \$60,000 during the prior year

NOTES TO THE CONSOLIDATED FINANCIAL STATEMENTS

For the financial year ended 30 June 2025

Accounting policy

Revenue from contracts with customers – exploration services

Revenue is recognised at an amount that reflects the consideration to which the Group is expected to be entitled in exchange for transferring goods or services to a customer.

Revenue from a contract to provide services is recognised over time as the services are rendered based on either a fixed price or an hourly rate.

Government grants

Government grants are not recognised until there is reasonable assurance that the Group will comply with the conditions attached to them and that the grants will be received.

Government grants are recognised in profit or loss on a systematic basis over the periods in which the Group recognises as expenses the related costs for which the grants are intended to compensate. Specifically, government grants whose primary condition is that the Group should purchase, construct or otherwise acquire non-current assets (including property, plant and equipment) are recognised as deferred income in the consolidated statement of financial position and transferred to profit or loss on a systematic and rational basis over the useful lives of the related assets.

Government grants that are receivable as compensation for expenses or losses already incurred or for the purpose of giving immediate financial support to the Group with no future related costs are recognised in profit or loss in the period in which they become receivable.

Research and Development Tax Incentive

The federal government's Research and Development Tax Incentive program (R&DTI) offers a tax offset for companies conducting eligible R&D activities. When management is able to calculate a reasonable estimate of the R&DTI refund likely to be received for a financial year, that amount is recognised in the financial year to which the refund relates. When a reasonable estimate cannot be determined, income from the R&DTI refund is recognised when it is received.

NOTES TO THE CONSOLIDATED FINANCIAL STATEMENTS

For the financial year ended 30 June 2025

5. INCOME TAX

(a) Income tax recognised in profit or loss

Income tax expense (benefit) comprises:

| | | |
|--|-------------|-------------|
| Current tax | - | (1,954,507) |
| Deferred tax | (1,037,748) | (1,954,507) |
| Deferred tax expense relating to the origination and reversal of temporary differences | - | 206,233 |
| Over provision in prior period | 2,776,406 | - |
| Non-recognition of deferred tax position | (1,738,658) | 1,748,274 |
| Total tax expense/(income) | - | - |

| Consolidated Year ended | |
|----------------------------|-----------------|
| 30 June 2025 | 30 June 2024 |
| \$ | \$ |
| - | (1,954,507) |
| (1,037,748) | (1,954,507) |
| - | 206,233 |
| 2,776,406 | - |
| (1,738,658) | 1,748,274 |
| - | - |

The prima facie income tax expense on pre-tax accounting profit from operations reconciles to the income tax expense in the financial statements as follows:

| Consolidated Year ended | | |
|---|-----------------|-------------|
| 30 June 2025 | 30 June 2024 | |
| \$ | \$ | |
| Loss from operations | (3,788,038) | (8,628,123) |
| Income tax (income) calculated at 25.0% (2024 – 25.0%) | (947,010) | (2,157,031) |
| Non-deductible expenses | 14,043 | 94,401 |
| Non-assessable gains | (104,781) | (6,591) |
| Recognition of previously unrecognised deductible temporary differences | - | (206,233) |
| Unused tax losses and tax offsets not recognised as deferred tax assets | 1,037,748 | 2,275,454 |
| Income tax expense/(benefit) recognised in loss | - | - |

The tax rate used in the above reconciliation is the corporate tax rate of 25.0% (30 June 2024 25.0%) payable by Australian Base Rate corporate entities on taxable profits under Australian tax law.

(a) Income tax recognised directly in equity

There were no current and deferred amounts charged directly to equity during the period.

(b) Deferred tax balances

There were no deferred tax balances recognised in the statement of financial position during the period.

The Group has the following unrecognised deferred tax balances:

| | |
|---|-----------|
| The following deferred tax assets have not been brought to account as assets: | |
| Tax losses | 3,211,811 |
| Temporary differences | (313,649) |
| Capital losses | 18,348 |
| | 2,916,510 |

| Consolidated Year ended | |
|----------------------------|-----------------|
| 30 June 2025 | 30 June 2024 |
| \$ | \$ |
| 3,211,811 | 3,834,738 |
| (313,649) | 774,002 |
| 18,348 | - |
| 2,916,510 | 4,608,740 |

The Group has tax losses arising in Australia of \$12,847,244 (30 June 2024: \$9,955,983) that are available indefinitely for offset against future taxable profits of the companies in which the losses arose.

NOTES TO THE CONSOLIDATED FINANCIAL STATEMENTS

For the financial year ended 30 June 2025

Accounting policy

Tax consolidation

The Company and its wholly-owned Australian resident entities have formed a tax consolidated Group and are therefore taxed as a single entity. The Head Entity within the tax consolidated Group is Premier1. The members of the tax consolidated Group are identified in Note 19.

Income tax

The income tax expense or benefit for the period is the tax payable on that period's taxable income based on the applicable income tax rate for each jurisdiction, adjusted by the changes in deferred tax assets and liabilities attributable to temporary differences, unused tax losses and the adjustment recognised for prior periods, where applicable.

Deferred tax assets and liabilities are recognised for temporary differences at the tax rates expected to be applied when the assets are recovered, or liabilities are settled, based on those tax rates that are enacted or substantively enacted, except for:

- When the deferred income tax asset or liability arises from the initial recognition of goodwill or an asset or liability in a transaction that is not a business combination and that, at the time of the transaction, affects neither the accounting nor taxable profits; or
- When the taxable temporary difference is associated with interests in subsidiaries, associates or joint ventures, and the timing of the reversal can be controlled and it is probable that the temporary difference will not reverse in the foreseeable future.

Deferred tax assets are recognised for deductible temporary differences and unused tax losses only if it is probable that future taxable amounts will be available to utilise those temporary differences and losses.

Critical accounting judgements, estimates and assumptions

Income tax and the recovery of deferred tax assets

The Group is subject to income taxes in the jurisdictions in which it operates. Significant judgement is required in determining the provision for income tax. There are many transactions and calculations undertaken during the ordinary course of business for which the ultimate tax determination is uncertain. The Group recognises liabilities for anticipated tax audit issues based on the Group's current understanding of the tax law. Where the final tax outcome of these matters is different from the carrying amounts, such differences will impact the current and deferred tax provisions in the period in which such determination is made.

Deferred tax assets are recognised for deductible temporary differences only if the Group considers it is probable that future taxable amounts will be available to utilise those temporary differences and losses.

NOTES TO THE CONSOLIDATED FINANCIAL STATEMENTS

For the financial year ended 30 June 2025

6. OTHER RECEIVABLES

| | Consolidated | |
|--|-----------------|-----------------|
| | 30 June 2025 | 30 June 2024 |
| | \$ | \$ |
| Research and development tax incentive | - | 470,424 |
| Working capital facility receivable ⁽ⁱ⁾ | - | 362,977 |
| Other receivables | 9,796 | 2,222 |
| Total other receivables | 9,796 | 835,623 |

- (i) In conjunction with the discontinuation of the Group's technology business, a working capital facility was provided to the demerged Group to assist meeting their short-term working capital requirements. The facility limit amounts to \$340,000 with interest charged at 15% per annum.

On 17 February 2025 repayment was made following the borrower's receipt of the 2024 Research and Development tax incentive refund.

7. OTHER CURRENT ASSETS

| | Consolidated | |
|----------------------------|-----------------|-----------------|
| | 30 June 2025 | 30 June 2024 |
| | \$ | \$ |
| Current | | |
| Prepayments ⁽ⁱ⁾ | 218,111 | 227,657 |
| | 218,111 | 227,657 |

- (i) Included within prepayment is \$176,243 (30 June 2024: \$176,243) which relates to a credit note to be applied to future services. During the year ended 30 June 2023, a Share Purchase Plan shortfall of \$400,000 was placed with an exploration services provider by way of a credit note to reduce the cash payment for future services by 50%.

8. PROPERTY, PLANT AND EQUIPMENT

| | Consolidated | |
|--|-----------------|-----------------|
| | 30 June 2025 | 30 June 2024 |
| | \$ | \$ |
| Computer equipment | | |
| At cost | 59,466 | 55,407 |
| Less accumulated depreciation | (34,518) | (26,277) |
| Total computer equipment | 24,948 | 29,130 |
| Furniture and equipment | | |
| At cost | 91,619 | 102,329 |
| Less accumulated depreciation | (23,461) | (18,094) |
| Total furniture and equipment | 68,158 | 84,235 |
| Total property, plant and equipment | 93,106 | 113,365 |

NOTES TO THE CONSOLIDATED FINANCIAL STATEMENTS

For the financial year ended 30 June 2025

9. EXPLORATION AND EVALUATION ASSETS

| | Consolidated | |
|---|-----------------------|-----------------------|
| | 30 June 2025 \$ | 30 June 2024 \$ |
| Exploration and evaluation assets – at cost | 1,739,828 | 3,163,929 |
| Opening balance at 1 July 2023 | | 3,807,243 |
| Exploration expenditure capitalised during the year ⁽ⁱ⁾ | | 2,671,960 |
| Impairment of exploration and evaluation expenditure ⁽ⁱⁱ⁾ | | (3,315,274) |
| Closing balance at 30 June 2024 | | 3,163,929 |
| Opening balance at 1 July 2024 | | 3,163,929 |
| Consideration paid for exploration and evaluation assets ⁽ⁱⁱⁱ⁾ | | 75,000 |
| Exploration expenditure capitalised during the year | | 1,452,026 |
| Impairment of exploration and evaluation expenditure ⁽ⁱⁱⁱ⁾ | | (2,951,127) |
| Closing balance at 30 June 2025 | | 1,739,828 |

(i) Refer to Note 28 for details on asset acquisition of EVAI during the year ended 30 June 2024

(ii) During the year ended 30 June 2025, a strategic review of the Group's exploration assets through analysis of exploration results across relevant exploration programs was performed which resulted in relinquishment of a number of tenements. Consequently, the Group recognised an impairment loss of \$2,951,127 (30 June 2024: \$3,315,274).

(iii) Option fee payment for the option to acquire 100% of the Abbots North Project.

Accounting policy

Exploration and evaluation expenditure

Voluntary change in accounting policy: Exploration and evaluation expenditure (effective 1 July 2024)

Effective 1 July 2024, the Group changed its accounting policy for accounting for exploration and evaluation expenditure to:

Exploration and evaluation expenditure in relation to separate areas of interest for which the rights to explore are current is carried forward as an asset in the statement of financial position where it is expected that the expenditure will be recovered through the successful development and exploitation of an area of interest, or by its sale; or exploration activities are continuing in an area and activities have not reached a stage which permits a reasonable estimate of the existence or otherwise of economically recoverable reserves. Where a project or an area of interest has been abandoned, the expenditure incurred thereon is written off in the year in which the decision is made.

Previously, the Group expensed all exploration and evaluation expenditure except for direct drilling expenditure and the costs of acquiring an interest in new exploration and evaluation areas.

Management elected to apply the new accounting policy to provide reliable and more relevant information to the users of the financial statements, consistent with the accounting policy of comparable ASX-listed companies.

Each reporting period, management are required to make critical accounting judgements, estimates and assumptions with regards to the recoverability of exploration and evaluation assets. It was deemed impracticable to apply the new accounting policy retrospectively, due to the difficulty in making retrospective, impartial and subjective estimates and distinguishing information which existed at previous reporting dates to determine the carrying value of exploration and evaluation assets on that date.

NOTES TO THE CONSOLIDATED FINANCIAL STATEMENTS

For the financial year ended 30 June 2025

The above change in accounting policy had the following impact on the 30 June 2025 consolidated financial statements:

| | Consolidated 30 June 2025 | |
|--|------------------------------|--------------------|
| | Old Policy \$ | New Policy \$ |
| Consolidated Statement of Profit or Loss and Other Comprehensive Income | | |
| Exploration expenses | (989,554) | (39,489) |
| Impairment expenses | (2,888,420) | (2,951,127) |
| Loss before tax from continuing operations | (4,675,397) | (3,788,038) |
| Basic and diluted loss per share (cents) | (1.68) | (1.36) |
| Consolidated Statement of Financial Position | | |
| Non-current assets | | |
| Exploration and evaluation assets | 812,980 | 1,739,828 |
| Total non-current assets | 1,336,365 | 1,873,836 |
| Total assets | 2,294,931 | 2,832,402 |
| Net assets | 1,994,218 | 2,531,690 |
| Equity | | |
| Accumulated losses | (30,418,546) | (29,531,187) |
| Total equity | 1,994,218 | 2,531,690 |
| Consolidated Statement of Cash Flows | | |
| Cash flows related to operating activities | | |
| Payments for non-capitalised exploration expenditure | (989,554) | (39,041) |
| Net cash (used in)/provided by operating activities | (1,382,509) | (431,996) |
| Cash flows related to investing activities | | |
| Payments for exploration and evaluation expenditure | (537,471) | (1,469,267) |
| Net cash (used in) investing activities | (196,530) | (1,128,326) |

Critical accounting judgements, estimates and assumptions

Exploration and evaluation assets

Exploration and evaluation costs have been capitalised on the basis that the Group will commence commercial production in the future, from which time the costs will be amortised in proportion to the depletion of the mineral resources. Key judgements are applied in considering costs to be capitalised which includes determining expenditures directly related to these activities and allocating overheads between those that are expensed and capitalised. In addition, costs are only capitalised that are expected to be recovered either through the successful development or sale of the relevant mining interest. Factors that could impact the future commercial production at the mine include the level of reserves and resources, future technology changes, which could impact the cost of mining, future legal changes and changes in commodity prices. To the extent that capitalised costs are determined not to be recoverable in the future, they will be written off in the period in which this determination is made.

NOTES TO THE CONSOLIDATED FINANCIAL STATEMENTS

For the financial year ended 30 June 2025

10. TRADE AND OTHER PAYABLES

| | Consolidated | |
|---------------------------------------|-----------------|-----------------|
| | 30 June 2025 | 30 June 2024 |
| | \$ | \$ |
| Trade payables | 149,965 | 262,934 |
| Sundry payables | - | 1,292 |
| GST payable | - | (34,560) |
| Employee benefits payable | 42,261 | 25,147 |
| Total trade and other payables | 192,226 | 254,813 |

Accounting policy

These amounts represent liabilities for goods and services provided to the Group prior to the end of the financial year and which are unpaid. Due to their short-term nature they are measured at amortised cost and are not discounted. The amounts are unsecured and are usually paid within 30 days of recognition.

11. PROVISIONS

| | Consolidated | |
|-------------------------|-----------------|-----------------|
| | 30 June 2025 | 30 June 2024 |
| | \$ | \$ |
| Current (i) | 65,079 | 31,081 |
| Non-current (i) | - | 2,564 |
| Total provisions | 65,079 | 33,645 |

(i) The above provisions represent annual leave and long service leave entitlements accrued by employees.

NOTES TO THE CONSOLIDATED FINANCIAL STATEMENTS

For the financial year ended 30 June 2025

12. RIGHT-OF-USE ASSETS AND LEASE LIABILITIES

The Group has leases in relation to the Company's office premises. Amounts recognised in the consolidated statement of financial position and the carrying amounts of the Group's right-of-use assets and lease liabilities during the year are as follows:

Right-of-use assets

| | Consolidated | |
|----------------------------------|-----------------|-----------------|
| | 30 June 2025 | 30 June 2024 |
| | \$ | \$ |
| At cost | 69,534 | - |
| Less accumulated amortisation | (28,631) | - |
| Total right-of-use assets | 40,903 | - |

Lease liabilities

| | Consolidated | |
|--------------------------------|-----------------|-----------------|
| | 30 June 2025 | 30 June 2024 |
| | \$ | \$ |
| Current | 43,407 | - |
| Non-current | - | - |
| Total lease liabilities | 43,407 | - |

Movement during the year

| | Consolidated | |
|---------------------------|------------------------|----------------------|
| | Right-of-use assets | Lease liabilities |
| | \$ | \$ |
| As at 1 July 2023 | 149,284 | 158,050 |
| Depreciation expense | (60,467) | - |
| Interest expense | - | 5,743 |
| Lease payments | - | (69,338) |
| Disposals | (88,817) | (94,455) |
| As at 30 June 2024 | - | - |
| As at 1 July 2024 | - | - |
| Additions | 69,534 | 69,534 |
| Depreciation expense | (28,631) | - |
| Interest expense | - | 2,356 |
| Lease payments | - | (28,483) |
| As at 30 June 2025 | 40,903 | 43,407 |

NOTES TO THE CONSOLIDATED FINANCIAL STATEMENTS

For the financial year ended 30 June 2025

13. BORROWINGS - CURRENT

| | Consolidated | |
|-------------------------|-----------------------|-----------------------|
| | 30 June 2025 \$ | 30 June 2024 \$ |
| R&D financing loan (i) | - | 365,815 |
| Total borrowings | - | 365,815 |

- (i) Relates to an R&D Tax Incentive financing arrangement for \$340,000. Interest accrues on the facility at 15% per annum with a \$500 establishment fee. The R&D Incentive Financing arrangement was repaid upon receipt of Premier1 Research and Development tax incentive refund.

On 22 January 2024, Premier1 entered into an arms-length, back-to-back working capital facility with SensOre X Pty Ltd, under the same terms as an R&D Tax Incentive financing arrangement. SensOre X Pty Ltd provided a loan drawdown notice in January, drawing the full amount available of \$340,000. Interest rate on the facility accrued at 15% per annum with a \$500 establishment fee. On 17 February 2025 repayment was made following the borrower's receipt of the 2024 Research and Development tax incentive refund.

14. ISSUED CAPITAL

Share capital

| | Consolidated | | | |
|-----------------------------------|------------------------|-----------------------|------------------------|------------------------|
| | 30 June 2025 No. | 30 June 2025 \$ | 30 June 2024 No. | 30 June 2024 A\$ |
| Fully paid ordinary shares | 368,060,582 | 28,145,398 | 174,574,044 | 26,965,601 |

Movement in issued capital

| | No. | Consolidated Issue price | A\$ |
|--|--------------------|-----------------------------|-------------------|
| Fully paid ordinary shares | | | |
| Opening balance: 1 July 2023 | 77,778,538 | | 27,590,586 |
| - 30 September 2023 - Intrepid acquisition (i) | 2,495,506 | 0.30 | 761,129 |
| - 31 December 2023 - Share placement | 1,700,000 | 0.05 | 85,000 |
| - 25 January 2024 - Share placement | 58,300,000 | 0.05 | 2,915,000 |
| - 25 January 2024 - EVAI acquisition (ii) | 34,300,000 | 0.05 | 1,715,000 |
| - 25 January 2024 - In specie distribution (iii) | - | - | (5,384,023) |
| Share issue costs | - | - | (717,091) |
| Closing balance: 30 June 2024 | 174,574,044 | | 26,965,601 |
| Opening balance: 1 July 2024 | 174,574,044 | | 26,965,601 |
| - 15 November 2024 - Share placement | 26,186,114 | 0.008 | 209,489 |
| - 24 December 2024 - Pro-rata entitlement offer | 167,300,374 | 0.008 | 1,338,403 |
| Share issue costs (iv) | - | - | (368,095) |
| Closing balance: 30 June 2025 | 368,060,582 | | 28,145,398 |

- (i) Consideration to vendors to settle contingent liability as part of the acquisition of Intrepid Geophysics.

- (ii) Consideration paid to Deutsche Rohstoff A.G as part of the acquisition of EVAI, refer Note 28.

- (iii) In specie distribution to Premier1 shareholders as part of the demerge of the technology business, refer to Note 29.

- (iv) Includes share-based payment transactions totalling \$255,775 made to sub-underwriters in lieu of cash for sub-underwriting services provided, refer to Note 16.

NOTES TO THE CONSOLIDATED FINANCIAL STATEMENTS

For the financial year ended 30 June 2025

Fully paid ordinary shares carry one vote per share and a right to dividends. Each ordinary shareholder present at a general meeting, whether in person, by proxy or by representative is entitled to one vote on a show of hands or, on a poll, one vote for each fully paid ordinary share held.

Issued capital is classified as equity and is recognised at the fair value of the consideration received by the Group. Any transaction costs arising on the issue of ordinary shares are recognised directly in equity as a reduction of the share proceeds received.

Performance rights, share options and broker options

Refer to Note 16 share-based payments for details of share performance rights, share options and broker options outstanding at balance date.

15. RESERVES

(a) Acquisition Reserve

| | Consolidated | |
|---|-----------------|------------------|
| | 30 June 2025 | 30 June 2024 |
| | \$ | \$ |
| Movement in acquisition reserves: | | |
| Carrying amount at beginning of the year | 3,166,314 | 3,166,314 |
| Transfer of acquisition reserve to accumulated losses | (3,166,314) | - |
| Total acquisition reserve | - | 3,166,314 |

Acquisition Reserve

This reserve was previously used to recognise the accumulated investment in Yilgarn Exploration Ventures Pty Ltd under an equity funding agreement up to the date it became a wholly owned subsidiary of the Company.

(b) Performance rights and share options reserve

| | Consolidated | |
|--|------------------|------------------|
| | 30 June 2025 | 30 June 2024 |
| | \$ | \$ |
| Movement in performance rights and share options reserve: | | |
| Carrying amount at beginning of the year | 3,685,383 | 2,266,079 |
| Performance rights expense (i) | (43,051) | 209,645 |
| Director options expense (i) | 19,373 | 292,006 |
| Broker and sub-underwriter options expense (i) | 255,773 | 442,613 |
| EVAI acquisition options (ii) | - | 475,040 |
| Total performance rights and share options reserve | 3,917,479 | 3,685,383 |

(i) Refer Note 16 for details on the valuation of share-based payments

(ii) Refer Note 28 for details on consideration paid for acquisition of EVAI

Performance rights and share options reserve

This reserve is used to recognise the value of equity benefits provided to employees and Directors as part of their remuneration, and other parties as part of their compensation for services.

NOTES TO THE CONSOLIDATED FINANCIAL STATEMENTS

For the financial year ended 30 June 2025

16. SHARE-BASED PAYMENTS

During the year ended 30 June 2025 the Group recognised a reversal of vesting expense with regards to performance rights on issue amounting to \$43,051 (30 June 2024: Vesting expense of \$209,645) which comprised of the following:

| | 2022 PR's \$ | 2023 PR's \$ | Director PR's \$ | Total expense |
|------------------------------|--------------------|--------------------|------------------------|------------------|
| 30 June 2024 vesting expense | 44,582 | 165,063 | - | 209,645 |
| 30 June 2025 vesting expense | (28,466) | (23,251) | 8,666 | (43,051) |

Performance rights expense

As at 30 June 2025, the following performance rights were outstanding:

| Year issued | Issue date | Expiry date | Exercise price \$ | Opening balance No. | Movement No. | Closing balance No. | Vested No. |
|-------------|---------------------------|---------------------------|-------------------|---------------------|------------------|---------------------|------------------|
| 2020 | 1-Feb-2020 to 1-May-2020 | 1-Feb-2025 to 1-May-2025 | 0.25 | 2,605,180 | (2,605,180) | - | - |
| 2021 | 1-Feb-2021 to 24-May-2021 | 1-Feb-2026 to 23-Apr-2026 | 0.79 | 1,173,519 | - | 1,173,519 | 1,173,519 |
| 2022 | 11-Feb-2022 | 11-Feb-2027 | 0.85 | 913,740 | - | 913,740 | 913,740 |
| 2022 | 11-Feb-2022 | 11-Feb-2027 | Nil | 813,985 | (257,648) | 556,337 | 542,101 |
| 2023 | 1-Mar-2023 | 1-Mar-2026 | Nil | 2,130,972 | (547,500) | 1,583,472 | 1,537,528 |
| 2025 | 26-Nov-24 | 1-Jun-27 | Nil | - | 5,500,000 | 5,500,000 | - |
| | | | | 7,637,396 | 2,089,672 | 10,438,014 | 4,166,888 |

As at 30 June 2024, the following performance rights were outstanding:

| Year issued | Issue date | Expiry date | Exercise price \$ | Opening balance No. | Movement No. | Closing balance No. | Vested No. |
|-------------|---------------------------|---------------------------|-------------------|---------------------|------------------|---------------------|------------------|
| 2020 | 1-Feb-2020 to 1-May-2020 | 1-Feb-2025 to 1-May-2025 | 0.25 | 2,605,180 | - | 2,605,180 | 2,605,180 |
| 2021 | 1-Feb-2021 to 24-May-2021 | 1-Feb-2026 to 23-Apr-2026 | 0.79 | 1,173,519 | - | 1,173,519 | 1,173,519 |
| 2022 | 11-Feb-2022 | 11-Feb-2027 | 0.85 | 913,740 | - | 913,740 | 913,740 |
| 2022 | 11-Feb-2022 | 11-Feb-2027 | Nil | 813,985 | (257,648) | 556,337 | 542,101 |
| 2023 | 1-Mar-2023 | 1-Mar-2026 | Nil | 2,294,418 | (163,446) | 2,130,972 | 1,537,528 |
| | | | | 7,852,607 | 2,089,672 | 7,637,396 | 6,772,068 |

a) Director Performance Rights issued in the year ended 30 June 2025

On 23 December 2024, the Company issued 5,500,000 performance rights expiring 1 June 2027 to the Managing Director, Mr Jason Froud following shareholder approval being obtained at the 26 November 2024 Annual General Meeting. The fair value of the services could not be reliably measured and therefore, a Barrier up-and-in trinomial pricing model with a Parisian barrier adjustment was used for Tranches 1-3 and a Black-Scholes Option Pricing model for Tranches 4-6 to determine the value of the options issued. The value of these performance rights is expensed within the consolidated statement of profit or loss and other comprehensive income over the vesting period.

NOTES TO THE CONSOLIDATED FINANCIAL STATEMENTS

For the financial year ended 30 June 2025

Inputs have been detailed below:

| Input | Tranche 1 | Tranche 2 | Tranche 3 |
|-----------------------------------|------------------|------------------|------------------|
| Number of rights | 1,000,000 | 1,000,000 | 1,000,000 |
| Grant date | 26 November 2024 | 26 November 2024 | 26 November 2024 |
| Expiry date (years) | 2.51 | 2.51 | 2.51 |
| Underlying share price | \$0.007 | \$0.007 | \$0.007 |
| Implied 20-day VWAP barrier | \$0.08 | \$0.11 | \$0.14 |
| Volatility ⁽ⁱ⁾ | 135% | 135% | 135% |
| Risk free rate | 3.99% | 3.99% | 3.99% |
| Dividend yield | Nil | Nil | Nil |
| Value per right | \$0.0038 | \$0.0033 | \$0.0030 |
| Total fair value of rights | \$3,799 | \$3,312 | \$2,973 |

| Input | Tranche 4 | Tranche 5 | Tranche 6 |
|-----------------------------------|------------------|------------------|------------------|
| Number of rights | 1,000,000 | 1,000,000 | 500,000 |
| Grant date | 26 November 2024 | 26 November 2024 | 26 November 2024 |
| Expiry date (years) | 2.51 | 2.51 | 2.51 |
| Underlying share price | \$0.007 | \$0.007 | \$0.007 |
| Exercise price | Nil | Nil | Nil |
| Volatility ⁽ⁱ⁾ | 135% | 135% | 135% |
| Risk free rate | 3.99% | 3.99% | 3.99% |
| Dividend yield | Nil | Nil | Nil |
| Value per right | \$0.007 | \$0.007 | \$0.007 |
| Total fair value of rights | \$7,000 | \$7,000 | \$3,500 |

(i) Expected volatility calculated using the historical volatility of the Company's share price over the most recent period that is commensurate with the expected term of the equity instrument

The vesting conditions subject to the performance rights issued during the period are as follows:

- Tranche 1: 12 months of continuous employment from the Commencement Date; and the VWAP being greater than \$0.08 over 20 consecutive days in which trading in the Company's securities occurred.
- Tranche 2: 18 months of continuous employment from the Commencement Date; and the VWAP being greater than \$0.11 over 20 consecutive days in which trading in the Company's securities occurred.
- Tranche 3: 24 months of continuous employment from the Commencement Date; and the VWAP being greater than \$0.14 over 20 consecutive days in which trading in the Company's securities occurred.
- Tranche 4: 12 months of continuous employment from the Commencement Date; and the acquisition of a new project approved by the Board and released to the market.
- Tranche 5: 18 months of continuous employment from the Commencement Date; and the development of a Maiden Resource of minimum 10 million tonnes at a minimum 1.0% Li2O content or equivalent tonnage of battery or precious metal Mineral Resource.
- Tranche 6: 24 months of continuous employment from the Commencement Date; and the development of a Pre-Feasibility Study on one of the Company's projects.

NOTES TO THE CONSOLIDATED FINANCIAL STATEMENTS

For the financial year ended 30 June 2025

b) 2022 and 2023 performance rights

The 2022 and 2023 Performance rights are subject to continuous employment with the Group and absolute total shareholder return (TSR) performance over a three-year performance period.

The TSR hurdle over the three-year vesting period and will be tested on 1 March (test date), 3 years after the start date. A TSR equal to a Compounded Annual Growth Rate (CAGR) of at least 15% per annum over the three-year vesting period is required in order for any of the performance rights to vest. The TSR is calculated by comparing the Base Price against the share price on the Test Date plus any dividends paid throughout the three-year vesting period, which is then computed into an equivalent per annum return.

The Base Price of Premier1 shares for the purposes of the Absolute TSR test is the IPO offer price of \$0.85 per share.

The table below outlines the vesting schedule based on Absolute TSR performance:

| Measure | Performance level to be achieved | Performance vesting outcome | % of total grant that will vest | Maximum % of total grant |
|--------------|----------------------------------|--------------------------------|---------------------------------|--------------------------|
| Absolute TSR | Above 25% CAGR | 100% | 100% | 100% |
| | Above 15% CAGR & up to 25% CAGR | Pro rata vesting from 51%-100% | Between 51% & 100% | 50% |
| | At 15% CAGR | 50% | 50% | 50% |
| | Less than 15% CAGR | 0% | 0% | 0% |

Vesting (if any) is subject to continuous employment and will occur on a proportionate straight-line basis from 50% to 100% for performance between 15% CAGR (share price of \$1.29) and 25% CAGR (share price of \$1.66).

Acceleration of vesting

In accordance with the performance rights plan of the Group if a relevant person is a good leaver all vesting conditions in respect of the performance rights will be deemed to be satisfied and all unvested performance rights will automatically become vested performance rights. Following the demerger of the Group's technology business during the period, a number of terminated employees would satisfy the good leaver clause under the performance rights plan. As a consequence, 542,101 (2022 Performance rights) and 1,537,528 (2023 Performance rights) vested during the year ended 30 June 2024.

NOTES TO THE CONSOLIDATED FINANCIAL STATEMENTS

For the financial year ended 30 June 2025

Options

As at 30 June 2025, the following share options were outstanding:

| Year issued | Issue date | Expiry date | Exercise price \$ | Opening balance No. | Granted | Expired | Closing balance No. |
|-------------|------------|-------------|----------------------|------------------------|--------------------|---------|------------------------|
| 2022 | 11-Feb-22 | 11-Feb-2026 | 1.190 | 1,943,410 | - | - | 1,943,410 |
| 2023 | 18-May-23 | 19-May-2026 | 0.375 | 1,030,000 | - | - | 1,030,000 |
| 2023 | 7-Jul-23 | 7-Jul-2026 | 0.380 | 3,384,466 | - | - | 3,384,466 |
| 2023 | 14-Jun-23 | 13-Jun-2026 | 0.375 | 1,097,000 | - | - | 1,097,000 |
| 2023 | 15-Jun-23 | 14-Jun-2026 | 0.375 | 800,000 | - | - | 800,000 |
| 2024 | 7-Jul-23 | 7-Jul-2026 | 0.375 | 970,000 | - | - | 970,000 |
| 2024 | 25-Jan-24 | 25-Jan-2027 | 0.075 | 6,000,000 | - | - | 6,000,000 |
| 2024 | 25-Jan-24 | 25-Jan-2027 | 0.088 | 8,000,000 | - | - | 8,000,000 |
| 2024 | 25-Jan-24 | 25-Jan-2027 | 0.100 | 12,000,000 | - | - | 12,000,000 |
| 2024 | 25-Jan-24 | 26-Jan-2027 | 0.105 | 7,500,000 | - | - | 7,500,000 |
| 2025 | 23-Dec-24 | 1-Jun-27 | 0.045 | - | 7,000,000 | - | 7,000,000 |
| 2025 | 24-Dec-24 | 24-Dec-27 | 0.016 | - | 120,262,250 | - | 120,262,250 |
| | | | | 43,840,410 | 127,262,250 | - | 171,102,660 |

Weighted average exercise price \$0.20 \$0.02 - \$0.06

The weighted average remaining contractual life of options outstanding at the end of the financial year was 3.24 years.

As at 30 June 2024, the following share options were outstanding:

| Year issued | Issue date | Expiry date | Exercise price \$ | Opening balance No. | Granted | Expired/ lapsed | Closing balance No. |
|-------------|------------|-------------|----------------------|------------------------|-------------------|--------------------|------------------------|
| 2022 | 1-Jul-21 | 30-Dec-23 | 1.00 | 125,000 | - | (125,000) | - |
| 2022 | 11-Feb-22 | 11-Feb-2026 | 1.190 | 1,943,410 | - | - | 1,943,410 |
| 2023 | 18-May-23 | 19-May-2026 | 0.375 | 1,030,000 | - | - | 1,030,000 |
| 2023 | 24-May-23 | 7-Jul-2028 | 0.380 | 3,384,466 | - | - | 3,384,466 |
| 2023 | 14-Jun-23 | 13-Jun-2026 | 0.375 | 1,097,000 | - | - | 1,097,000 |
| 2023 | 15-Jun-23 | 14-Jun-2026 | 0.375 | 800,000 | - | - | 800,000 |
| 2024 | 7-Jul-23 | 7-Jul-2026 | 0.375 | - | 970,000 | - | 970,000 |
| 2024 | 25-Jan-24 | 25-Jan-2027 | 0.075 | - | 6,000,000 | - | 6,000,000 |
| 2024 | 25-Jan-24 | 25-Jan-2027 | 0.088 | - | 8,000,000 | - | 8,000,000 |
| 2024 | 25-Jan-24 | 25-Jan-2027 | 0.100 | - | 12,000,000 | - | 12,000,000 |
| 2024 | 25-Jan-24 | 26-Jan-2027 | 0.105 | - | 7,500,000 | - | 7,500,000 |
| | | | | 9,495,410 | 34,470,000 | (125,000) | 43,840,410 |

Weighted average exercise price \$0.55 \$0.10 \$1.00 \$0.20

The weighted average remaining contractual life of options outstanding at the end of the financial year was 2.62 years.

NOTES TO THE CONSOLIDATED FINANCIAL STATEMENTS

For the financial year ended 30 June 2025

Director options expense

a) Director options issued in the year ended 30 June 2025

On 23 December 2024, the Company issued 7,000,000 unlisted options exercisable at \$0.045 and expiring 1 June 2027 to directors following shareholder approval being obtained at the 26 November 2024 Annual General Meeting. The fair value of the services could not be reliably measured and therefore, a Black-Scholes Option Pricing model was used to determine the value of the options issued. The value of these options is expensed within the consolidated statement of profit or loss and other comprehensive income over the vesting period and as a result \$19,373 was recognised as an expense in the year ended 30 June 2025 (30 June 2024: Nil).

The options were priced using the Black Scholes pricing model with the following inputs:

| Input | Director Options |
|------------------------------------|------------------|
| Number of options | 7,000,000 |
| Grant date | 26 November 2024 |
| Expiry date (years) | 2.51 |
| Underlying share price | \$0.007 |
| Exercise price | \$0.045 |
| Volatility ⁽ⁱ⁾ | 135% |
| Risk free rate | 3.99% |
| Dividend yield | Nil |
| Value per option | \$0.003 |
| Total fair value of options | \$20,897 |

(i) Expected volatility calculated using the historical volatility of the Company's share price over the most recent period that is commensurate with the expected term of the equity instrument

The options were issued to the following directors and subject to the following vesting conditions:

| Director | Share Options (No.) | Vesting condition |
|----------|---------------------|---|
| J Froud | 2,000,000 | 12-month service condition |
| | 1,000,000 | 18-month service condition |
| | 500,000 | 24-month service condition |
| H Thomas | 500,000 | No vesting conditions attached and expensed in full on grant date |
| A Ehser | 1,500,000 | No vesting conditions attached and expensed in full on grant date |
| R Taylor | 1,500,000 | No vesting conditions attached and expensed in full on grant date |

NOTES TO THE CONSOLIDATED FINANCIAL STATEMENTS

For the financial year ended 30 June 2025

b) Director options issued in the year ended 30 June 2024

Directors elected to receive share options in lieu of directors' fees being paid in cash for the period 1 February 2023 to 30 June 2023 and as consideration for future Directors' fees from 1 July 2023 to 30 June 2024, further details are below:

| Director | Share Options (No.) | Issue Date | Exercise Price (\$) | Expiry Date |
|--------------|------------------------|--------------|------------------------|--------------|
| R Peck | 1,500,000 | 07 July 2023 | 0.38 | 07 July 2026 |
| N Limb | 1,000,000 | 07 July 2023 | 0.38 | 07 July 2026 |
| A Manger | 1,000,000 | 07 July 2023 | 0.38 | 07 July 2026 |
| A O'Sullivan | 1,000,000 | 07 July 2023 | 0.38 | 07 July 2026 |

The options were priced using the Black Scholes pricing model with the following inputs:

| Input | Director options |
|------------------------------------|------------------|
| Number of options | 4,500,000 |
| Grant date | 24 May 2023 |
| Expiry date (years) | 3.00 |
| Underlying share price | \$0.255 |
| Exercise price | \$0.380 |
| Volatility | 87% |
| Risk free rate | 3.31% |
| Dividend yield | Nil |
| Value per option | \$0.122 |
| Total fair value of options | \$550,046 |

The options are subject to continuous employment with the Company for the performance period in line with the options being issued in lieu of Director fees. As the directors resigned during the period, the options have been accounted for on a pro-rata basis in line with the term of the relevant Director's employment over the performance period of 1 February 2023 to 30 June 2024, resulting in a vesting expense of \$292,006 during the year ended 30 June 2024 and a total remuneration expense of \$413,691 recognised over the vesting period to the following Directors:

| Director | Resignation date | Total remuneration expense \$ |
|--------------|------------------|-------------------------------------|
| R Peck | 25 January 2024 | 127,454 |
| N Limb | 5 June 2024 | 116,299 |
| A Manger | 25 January 2024 | 84,969 |
| A O'Sullivan | 25 January 2024 | 84,969 |

NOTES TO THE CONSOLIDATED FINANCIAL STATEMENTS

For the financial year ended 30 June 2025

Broker and sub-underwriter options

c) Sub-underwriter options issued in the year ended 30 June 2025

On 24 December 2024, the Company issued 55,766,725 listed options exercisable at \$0.016 expiring on 24 December 2027 to sub-underwriters in lieu of cash for sub-underwriting services provided. The options vest immediately. The value of the options has been included within share issue costs for the period ended 31 December 2024. The fair value of the services could not be reliably measured and therefore, a Black-Scholes Option Pricing model was used to determine the value of the options issued.

The options were priced using the Black Scholes pricing model with the following inputs:

| Input | Sub-Underwriter Options |
|------------------------------------|-------------------------|
| Number of options | 55,766,725 |
| Grant date | 20 December 2024 |
| Expiry date (years) | 3.01 |
| Underlying share price | \$0.007 |
| Exercise price | \$0.016 |
| Volatility | 133% |
| Risk free rate | 3.98% |
| Dividend yield | Nil |
| Value per option | \$0.0046 |
| Total fair value of options | \$255,775 |

The share-based payments expenses relating to sub-underwriter options were recognised directly in equity as a reduction in the value of issued capital.

d) Broker options issued in the year ended 30 June 2024

On 4 December 2023, Premier1 entered into a mandate for capital market services with a broker. Under the terms of the mandate, the broker as the lead manager to the placement, received a capital raising fee of 6% (plus GST) on gross proceeds raised under the placement.

In addition to the above capital raising fee, the broker received one options for every eight new shares issued under the placement. The Company completed a capital raising of \$3,000,000 (before costs) through the issue of 60,000,000 shares. This resulted in 7,500,000 broker options issued. The options were subject to shareholder approval, which was received on 17 January 2024.

The options were priced using the Black Scholes pricing model with the following inputs:

| Input | Broker Options |
|------------------------------------|------------------|
| Number of options | 7,500,000 |
| Grant date | 17 January 2024 |
| Expiry date (years) | 3.00 |
| Underlying share price | \$0.10 |
| Exercise price | \$0.105 |
| Volatility | 92% |
| Risk free rate | 3.74% |
| Dividend yield | Nil |
| Value per option | \$0.059 |
| Total fair value of options | \$442,613 |

NOTES TO THE CONSOLIDATED FINANCIAL STATEMENTS

For the financial year ended 30 June 2025

The share-based payments expenses relating to broker options were recognised directly in equity as a reduction in the value of issued capital.

Accounting policy

Share-based payments

Equity-settled share-based payments to employees and others providing similar services are measured at the fair value of the equity instruments at the grant date.

The fair value determined at the grant date of the equity-settled share-based payments is expensed on a straight-line basis over the vesting period, based on the Group's estimate of shares that will eventually vest, with a corresponding increase in equity. At the end of each reporting period, the Group revises its estimate of the number of equity instruments expected to vest. The impact of the revision of the original estimates, if any, is recognised in profit or loss such that the cumulative expense reflects the revised estimate, with a corresponding adjustment to the equity-settled employee benefits reserve.

Equity-settled share-based payment transactions with other parties are measured at the fair value of the goods and services received, except where the fair value cannot be estimated reliably, in which case they are measured at the fair value of the equity instruments granted and measured at the date the entity obtains the goods or the counterparty renders the service.

Estimation uncertainty in applying the Company's accounting policies:

Fair value of equity-settled share-based payments

The Group measures the cost of equity-settled transactions with suppliers and employees by reference to the fair value of the equity instruments at the date at which they are granted. The fair value is determined using a generally accepted valuation model, considering the terms and conditions upon which the instruments were granted. The accounting estimates and assumptions relating to equity-settled share-based payments would have no impact on the carrying amounts of assets and liabilities within the next annual reporting period but may impact profit or loss and equity. In the opinion of the Directors, there have been no other significant estimates or judgements used in the preparation of this financial report.

NOTES TO THE CONSOLIDATED FINANCIAL STATEMENTS

For the financial year ended 30 June 2025

17. EARNINGS PER SHARE

| | Consolidated | |
|---|-----------------------|-----------------------|
| | 30 June 2025 \$ | 30 June 2024 \$ |
| Earnings per share for profit from continuing operations | | |
| Basic and diluted loss per share (cents) | (1.36) | (6.10) |
| The earnings and weighted average number of ordinary shares used in the calculation of basic and diluted earnings per share are as follows: | | |
| Loss for the year attributable to members of Premier1 | (3,788,038) | (7,344,340) |
| Earnings per share for profit from discontinued operations | | |
| Basic and diluted loss per share (cents) | - | (1.07) |
| The earnings and weighted average number of ordinary shares used in the calculation of basic and diluted earnings per share are as follows: | | |
| Loss for the year attributable to members of Premier1 | - | (1,283,784) |
| Earnings per share for after income tax attributable to the owners of Premier1 Lithium Limited | | |
| Basic and diluted loss per share (cents) | (1.36) | (7.16) |
| The earnings and weighted average number of ordinary shares used in the calculation of basic and diluted earnings per share are as follows: | | |
| Loss for the year attributable to members of Premier1 | (3,788,038) | (8,628,124) |
| | Number | Number |
| Weighted average number of ordinary shares for the purposes of basic and diluted loss per share | 277,560,956 | 120,478,490 |

Any potential ordinary shares are not considered dilutive as the Company recognised a loss for the year ended, and are therefore excluded from the weighted average number of ordinary shares used in the calculation of diluted earnings per share.

18. CONTINGENT ASSETS AND LIABILITIES

The Group has no contingent assets or liabilities as at 30 June 2025 (30 June 2024: Nil).

NOTES TO THE CONSOLIDATED FINANCIAL STATEMENTS

For the financial year ended 30 June 2025

19. SUBSIDIARIES

The consolidated financial statements incorporate the assets, liabilities and results of the following wholly-owned subsidiaries in accordance with the accounting policy described in Note 1:

| | Country of incorporation | Percentage owned | |
|---|--------------------------|------------------|-------------|
| | | 30 Jun 2025 | 30 Jun 2024 |
| Subsidiary entities consolidated | | | |
| Company and head of tax consolidation Group: | | | |
| - Premier1 Lithium Ltd (i) | Australia | | |
| Subsidiaries of Premier1: | | | |
| - Pilbara Exploration Ventures Pty Ltd (i) (ii) | Australia | - | 100 |
| - SensOre Exploration Holdings Pty Ltd (i) (ii) | Australia | - | 100 |
| - SensOre Yilgarn Ventures Pty Ltd (i) | Australia | 100 | 100 |
| - SensOre_Y Pty Ltd (i) | Australia | 100 | 100 |
| - SensOre Battery Minerals Pty Ltd (i) (ii) | Australia | - | 100 |
| - SensOre Exploration Holdings Pty Ltd (i) | Australia | - | 100 |
| - Yilgarn Exploration Ventures Pty Ltd (i) | Australia | 100 | 100 |
| - Exploration Ventures AI Pty Ltd (i) | Australia | 100 | 100 |

(i) Members of the tax consolidation Group

(ii) Deregistered during the year ended 30 June 2025

20. CASH FLOW INFORMATION

(a) Reconciliation of cash and cash equivalents

| | Consolidated | |
|--|--------------------|--------------------|
| | 30 June 2025 \$ | 30 June 2024 \$ |
| Cash at bank | 455,659 | 1,221,534 |
| Term deposits | 275,000 | - |
| Total cash and cash equivalents | 730,659 | 1,221,534 |

(b) Financing facilities

As at 30 June 2025 the Group had no financing facilities. As at 30 June 2024, the Group had drawn down an R&D Tax Incentive financing arrangement for \$340,000. Interest accrued on the facility at 15% per annum with a \$500 establishment fee. The financing arrangement was repaid upon receipt of Premier1 Research and Development tax incentive refund.

On 22 January 2024, Premier1 entered into an arms-length, back-to-back working capital facility with SensOre X Pty Ltd, under the same terms as an R&D Tax Incentive financing arrangement. SensOre X Pty Ltd provided a loan drawdown notice in January, drawing the full amount available of \$340,000. Interest rate on the facility accrued at 15% per annum with a \$500 establishment fee. On 17 February 2025 repayment was made following the borrower's receipt of the 2024 Research and Development tax incentive refund.

NOTES TO THE CONSOLIDATED FINANCIAL STATEMENTS

For the financial year ended 30 June 2025

(c) Reconciliation of loss for the period to net cash flows from operating activities

| | Consolidated | |
|---|-----------------------|-----------------------|
| | 30 June 2025 \$ | 30 June 2024 \$ |
| Reconciliation of cash flow from operations with profit after income tax: | | |
| Loss for the period | (3,788,038) | (8,628,124) |
| <i>Non-cash flow items in profit/(loss):</i> | | |
| Depreciation of property, plant and equipment | 47,682 | 789,862 |
| Equity settled share-based payments expense | (23,677) | 501,651 |
| Net gain (loss) on revaluation of financial instrument | - | 243,504 |
| Loss on disposal of property, plant and equipment | 268 | - |
| Net Interest received | - | 4,154 |
| Impairment of exploration and evaluation assets | 2,951,127 | 3,315,274 |
| <i>Changes in assets and liabilities:</i> | | |
| Decrease in trade and other receivables | 503,508 | 2,010,913 |
| Decrease in prepayments and other assets | 9,548 | 93,666 |
| Decrease in trade and other payables | (138,032) | (408,216) |
| Decrease in deferred revenue | - | (301,194) |
| Increase/ (decrease) in employee entitlements | 31,434 | (80,089) |
| Decrease in borrowings | (25,815) | - |
| Decrease in income tax payable | - | (55,103) |
| Net cash used in operating activities | (431,995) | (2,513,702) |

Accounting policy

Cash and cash equivalents

Cash and cash equivalents include cash on hand, deposits held at call with financial institutions and other short-term, highly liquid investments with original maturities of three months or less that are readily convertible to known amounts of cash and which are subject to an insignificant risk of changes on value, net of outstanding bank overdrafts.

NOTES TO THE CONSOLIDATED FINANCIAL STATEMENTS

For the financial year ended 30 June 2025

21. FINANCIAL AND RISK MANAGEMENT

The Group's principal financial instruments comprise mainly of deposits with banks, receivable and payables.

The Group manages its exposure to key financial risks, including interest rate and currency risk in accordance with the Group's financial risk management policy. The objective of the policy is to support the delivery of the Group's financial targets whilst protecting future financial security.

Primary responsibility for identification and control of financial risks rests with the Board. The Board reviews and agrees policies for managing each of the risks identified below.

(i) Treasury Risk Management

Due to the size of the Group, responsibility for identification and control of financial risks rests with the Board of Directors. This includes the use of hedging derivative instruments, credit risk policies and future cash flow requirements. The level of activity during the financial year did not warrant using derivative financial instruments such as foreign exchange contracts and interest rate swaps to hedge certain risk exposures.

(ii) Financial Risk Exposures and Management

The Group's activities expose it to financial risks, market risk (including currency risk, fair value interest rate risk), credit risk, liquidity risk and cash flow interest rate risk. The level of activity during the financial year did not warrant using derivative financial instruments such as foreign exchange contracts and interest rate swaps to hedge certain risk exposures. Where relevant and appropriate, the Group will avail itself of appropriate hedging instruments in future financial years.

(iii) Foreign Exchange Risk

The Group does not hold any financial instruments which expose the Group to fluctuations in foreign exchange rates.

(iv) Credit Risk

The maximum exposure to credit risk, excluding the value of any collateral or other security, at reporting date to recognised financial assets, is the carrying amount, net of any provisions for impairment of those assets, as disclosed in the statement of financial position and notes to the financial statements. The Group did not have any material credit risk exposure to any single debtor or Group of debtors at reporting date.

Credit risk associated with cash held by banks are addressed by holding cash with AAA rated institutions in accordance with the Standard & Poor's counterparty credit ratings.

(v) Interest Rate Risk

From time to time the Group has significant interest bearing assets, but they are as results of the timing of equity raisings and capital expenditure rather than a reliance on interest income. The interest rate risk arises on the rise and fall of interest rates. The Group's income and operating cash flows are not expected to be materially exposed to changes in market interest rates in the future and the expose to interest rates is limited to the cash and cash equivalents balances.

At reporting date, the Group had the following mix of financial assets and liabilities exposed to variable interest rate risk that are not designated in cash flow hedges:

| | 30 June 2025 \$ | 30 June 2024 \$ |
|---------------------------|-----------------------|-----------------------|
| Financial Assets | | |
| Cash and cash equivalents | 730,659 | 1,221,534 |
| Net exposure | 730,659 | 1,221,534 |

NOTES TO THE CONSOLIDATED FINANCIAL STATEMENTS

For the financial year ended 30 June 2025

(vi) Liquidity Risk

Liquidity risk management

Prudent liquidity risk management implies maintaining sufficient cash to fund the Group's activities. The directors regularly monitor the Group's cash position and on an on-going basis consider a number of strategic initiatives to ensure that adequate funding continues to be available.

Liquidity and interest risk tables

The following tables detail the Group's remaining contractual maturity for its non-derivative financial assets and liabilities. The tables have been prepared based on the undiscounted cash flows expected to be received/paid by the Group.

| | Maturity | | | | carrying value \$ |
|-------------------------------|-----------------------------------|-------------------------|-------------------------|-----------------|----------------------|
| | Total contractual cashflows \$ | Less than 1 month \$ | 1 month to 1 year \$ | 1-5 years \$ | |
| 30 June 2025 | | | | | |
| Financial assets: | | | | | |
| Non-interest bearing | 9,796 | 9,796 | - | - | 9,796 |
| Variable interest rate | 455,659 | 455,659 | - | - | 730,659 |
| Fixed interest rate | 275,000 | 270,000 | 5,000 | - | 275,000 |
| | 740,455 | 735,455 | 5,000 | - | 740,455 |
| Financial liabilities: | | | | | |
| Non-interest bearing | 192,226 | 192,226 | - | - | 192,226 |
| Fixed interest rate | 44,759 | 4,069 | 40,690 | - | 43,407 |
| | 236,985 | 196,295 | 40,690 | - | 235,6343 |
| 30 June 2024 | | | | | |
| Financial assets: | | | | | |
| Non-interest bearing | - | - | - | - | - |
| Variable interest rate | 1,221,534 | 1,221,534 | - | - | 1,221,534 |
| Fixed interest rate | 835,623 | - | 835,623 | - | 835,623 |
| | 2,057,157 | 1,221,534 | 835,623 | - | 2,057,157 |
| Financial liabilities: | | | | | |
| Non-interest bearing | 254,813 | 254,813 | - | - | 254,813 |
| Fixed interest rate | 365,815 | - | 365,815 | 75,162 | 365,815 |
| | 620,628 | 254,813 | 365,815 | 75,162 | 620,628 |

There are no financial liabilities that are longer than five years.

(vii) Price Risk

The Group's exposure to commodity and equity securities price risk is minimal at present.

(viii) Net Fair Values

Due to short term nature of the receivables and payables the carrying value approximates the fair value.

NOTES TO THE CONSOLIDATED FINANCIAL STATEMENTS

For the financial year ended 30 June 2025

22. COMMITMENTS

In order to maintain current rights of tenure, the Group is required to perform minimum exploration work to meet the minimum expenditure requirements specified by the relevant State Governments and expenditure requirements under farm-in and option agreements which have resulted in potential commitments for expenditure. These obligations are not provided for in the financial report and are payable as follows:

- not later than 12 months
- between 12 months and five years

| 30 June 2025 \$ | 30 June 2024 A\$ |
|-----------------------|------------------------|
| 88,280 | 2,711,768 |
| 3,181,430 | 9,208,832 |
| 3,269,710 | 11,920,600 |

The above represents commitments over the tenure of the tenements held by the Group.

23. KEY MANAGEMENT PERSONNEL

- Short term salary and fees
- Superannuation contributions
- Shared based payments

Total remuneration paid to key management personnel

| 30 Jun 2025 \$ | 30 Jun 2024 \$ |
|----------------------|----------------------|
| 416,068 | 732,812 |
| 29,932 | 62,633 |
| (29,865) | 552,751 |
| 419,135 | 1,348,196 |

24. RELATED PARTY TRANSACTIONS

Mr Hugh Thomas acted as NED of NT Minerals Limited (ASX: NTM) up to the date of resignation of on 16 April 2025.

During the financial year, payments of \$22,515 for shared office premises were made to NT Minerals Limited. All transactions were made on normal commercial terms and conditions and at market rates.

The amount disclosed above include transactions during the time Mr Hugh Thomas was a director of NT Minerals, additional transactions have occurred after the date of resignation on the same terms and conditions as above.

There were no other related party transactions made during the year ended 30 June 2025 (30 June 2024: nil).

NOTES TO THE CONSOLIDATED FINANCIAL STATEMENTS

For the financial year ended 30 June 2025

25. PARENT ENTITY DISCLOSURES

(a) Financial position

| | 30 June 2025 \$ | 30 June 2024 \$ |
|--------------------------|-----------------------|-----------------------|
| Assets | | |
| Current assets | 3,216,961 | 2,080,873 |
| Non-current assets | 12,696,738 | 39,468 |
| Total assets | 15,913,699 | 2,120,341 |
| Liabilities | | |
| Current liabilities | 300,712 | 656,078 |
| Non-current liabilities | - | 2,565 |
| Total liabilities | 300,712 | 658,643 |
| Equity | | |
| Issued capital | 28,145,398 | 26,965,597 |
| Reserves | 3,677,479 | 3,445,383 |
| Accumulated losses | (16,209,889) | (28,949,282) |
| Total equity | 15,612,988 | 1,461,698 |

(b) Financial performance

| | Period ended | |
|---------------------------------|-----------------------|-----------------------|
| | 30 June 2025 \$ | 30 June 2024 \$ |
| Loss for the year | (3,599,040) | (12,074,260) |
| Other comprehensive loss | - | - |
| Total comprehensive loss | (3,599,040) | (12,074,260) |

(c) Commitments for capital expenditure and contingent liabilities of the parent entity

The parent entity does not have any commitments for capital expenditure or contingent liabilities at 30 June 2025 (30 June 2024: nil).

NOTES TO THE CONSOLIDATED FINANCIAL STATEMENTS

For the financial year ended 30 June 2025

26. REMUNERATION OF AUDITORS

| | Year ended | |
|--|-----------------------|-----------------------|
| | 30 June 2025 \$ | 30 June 2024 \$ |
| Audit services | | |
| <i>Grant Thornton Audit Pty Ltd⁽ⁱ⁾</i> | | |
| Audit or review of the financial statements | - | 30,876 |
| <i>Pitcher Partners BA&A Pty Ltd</i> | | |
| Audit or review of the financial statements | 41,150 | - |
| Other services | | |
| <i>Grant Thornton Audit Pty Ltd⁽ⁱ⁾</i> | | |
| Income tax and research and development tax incentive compliance | 20,000 | 92,421 |
| Other services | 25,693 | - |
| Total auditors' remuneration | 86,843 | 123,297 |

- (i) Pitcher Partners BA&A Pty Ltd were appointed as auditors of the Group on 31 January 2025 following the resignation of Grant Thornton Audit Pty Ltd.

27. EVENTS ARISING SINCE THE END OF THE REPORTING PERIOD

No matter or circumstance has arisen since 30 June 2025 (30 June 2024: Nil) that has significantly affected, or may significantly affect the Group's operations, the results of those operations, or the Group's state of affairs in future financial years.

28. ACQUISITION OF SUBSIDIARIES

Exploration Ventures Ai Pty Ltd

Premier1 previously held 30% interest in EVAI with the remaining 70% interest being held by Deutsche Rohstoff A.G. EVAI was incorporated for the identification, acquisition & exploration of lithium targets in Western Australia.

On 12 December 2023 PLC entered an agreement under a Share Sale Deed with its joint venture partner, Deutsche Rohstoff A.G., in EVAI to acquire 70% interest that it does not already own in exchange for 34,300,000 shares and 26,000,000 options in 3 tranches.

The acquisitions were subject to shareholder approval as well as receiving binding commitments for at least \$3m under a placement by no later than 31 January 2024 and completions of the demerger of Premier1 technology business (refer Note 36).

Following shareholder approval on 17 January 2024, the 34,300,000 shares and 26,000,000 options were issued as consideration for the remaining 70% interest in EVAI on 25 January 2024, marking completion of all condition's precedent under the Share Sale Deed.

As EVAI did not meet the definition of a business in accordance with AASB 3 Business Combinations, the acquisition could not be accounted for as a business combination. Therefore, the acquisition has been accounted for as an asset acquisition whereby the consideration transferred by the Group has been allocated to the fair value of the assets acquired and liabilities assumed.

NOTES TO THE CONSOLIDATED FINANCIAL STATEMENTS

For the financial year ended 30 June 2025

The amounts to be recognised in respect of the identifiable assets acquired and liabilities assumed are set out in the table below:

| | 17 January 2024 \$ |
|---|--------------------------|
| Cash and cash equivalents | 17,601 |
| Property, plant and equipment | 79,108 |
| Exploration and evaluation assets | 2,454,113 |
| Trade and other payables | (39,353) |
| Total consideration | 2,511,469 |
| Satisfied by: | |
| 34,300,000 fully paid ordinary shares – as per share placement on acquisition date | 1,715,000 |
| 6,000,000 options with an exercise price of \$0.075, expiring 25 January 2025 (i) | 120,525 |
| 8,000,000 options with an exercise price of \$0.088, expiring 25 January 2025 (i) | 147,887 |
| 12,000,000 options with an exercise price of \$0.100, expiring 25 January 2025 (i) | 206,629 |
| Previous investment in EVAI up to 25 January 2024 for 30% ownership (settled in cash) | 321,429 |
| Total consideration transferred | 2,511,470 |

(i) Valuation of options

The fair value of options issued as consideration have been determined with reference to the fair value of the equity instruments granted. The fair value of options issued was determined using a Black-Scholes Option Pricing model with the following inputs:

| | Tranche 1 | Tranche 2 | Tranche 3 |
|--------------------------|------------------|------------------|-------------------|
| Grant date | 25-Jan-24 | 25-Jan-24 | 25-Jan-24 |
| Expiry date | 25-Jan-27 | 25-Jan-27 | 25-Jan-27 |
| Exercise price | \$0.0750 | \$0.0880 | \$0.1000 |
| Spot price on grant date | 0.044 | 0.044 | 0.044 |
| Risk free rate | 3.80% | 3.80% | 3.80% |
| Volatility | 87.64% | 87.64% | 87.64% |
| Performance Hurdle | Nil | Nil | Nil |
| Value per instrument | 0.0201 | 0.0185 | 0.0172 |
| Number of options | 6,000,000 | 8,000,000 | 12,000,000 |
| Total valuation | \$120,525 | \$147,887 | \$206,629 |

NOTES TO THE CONSOLIDATED FINANCIAL STATEMENTS

For the financial year ended 30 June 2025

29. Discontinued Operations

On 18 December 2023, Premier1 announced a change to its operations and principal activities with proposed demerger of its technology business.

In order to affect the Demerger, Premier1 and Tully (and their various subsidiaries) entered into a demerger implementation deed, pursuant to which Tully was issued Premier1 (formerly SensOre) 80,274,094 fully paid ordinary shares in Tully in consideration for the Tully Assets. Premier1 (formerly SensOre) distributed and transferred 80,274,094 Shares (In-specie Shares) to Premier1 Shareholders which hold Shares on the In-specie Record Date on a pro rata basis as an in-specie distribution (In-specie Distribution).

Shareholder approval was granted at the general meeting on 17 January 2024 for the demerger of the business and as a result the following assets and liabilities were disposed of on 25 January 2024 (date of the in-specie distribution) and deconsolidated from the Group:

| | 25 January 2024 \$ |
|--------------------------------------|--------------------------|
| Current: | |
| Cash and cash equivalents | 443,589 |
| Trade and other receivables | 465,222 |
| Other assets | 500 |
| Property, plant & equipment | 271,838 |
| Technology and intellectual property | 5,437,412 |
| Total assets | 6,618,561 |
| Trade and other payables | 254,435 |
| Deferred revenue | 215,305 |
| Borrowings | 340,000 |
| Lease liabilities | 94,456 |
| Provision for leave entitlements | 330,342 |
| Total liabilities | 1,234,538 |
| Net assets of disposal Group | 5,384,023 |

The investment in the demerged Group on 25 January 2025 was valued at \$5,000,200. As a result of the demerger, a gain of \$383,823 was recognised within the consolidated statement of profit and loss and other comprehensive income, being the difference between the historical investment in the technology business and the value of the in-specie distribution to Premier1 shareholders.

NOTES TO THE CONSOLIDATED FINANCIAL STATEMENTS

For the financial year ended 30 June 2025

The results of the discontinued operation, which have been include in the loss for the year:

| | 30 June 2025 \$ | 30 June 2024 \$ |
|---|-----------------------|-----------------------|
| Profit for the period from discontinued operations: | | |
| Revenue | - | (2,154,120) |
| Other income | - | (89) |
| Employee benefit expenses | - | 835,816 |
| Administration expenses | - | 130,971 |
| Consultants and contractor expenses | - | 296,043 |
| Depreciation and amortisation expenses | - | 701,009 |
| Exploration preparation expenses | - | - |
| Finance costs | - | 102,096 |
| Other expenses | - | 1,372,058 |
| Profit after tax for the period from discontinued operations | - | 1,283,784 |
| Cash flows from discontinued operations: | | |
| Net cash provided by operating activities | - | 1,567,756 |
| Net cash used in investing activities | - | (9,923) |
| Net cash provided by financing activities | - | 340,000 |
| Net cash inflows | - | 1,897,833 |

CONSOLIDATED ENTITY DISCLOSURE STATEMENT

As at 30 June 2025

Premier1 Lithium Limited is required by Australian Accounting Standards to prepare consolidated financial statements in relation to the Company and its controlled entities (the consolidated entity).

| Entity Name | Entity Type | Place of business / Country of Incorporation | Ownership interest | Australian or Foreign Resident | Jurisdiction of Foreign Residents |
|---|-------------------|--|-----------------------|--------------------------------------|--------------------------------------|
| Premier1 Lithium Limited (the Company) | Body Corporate | Australia | N/A | Australia | - |
| SensOre Yilgarn Ventures Pty Ltd | Body Corporate | Australia | 100% | Australia | - |
| Yilgarn Exploration Ventures Pty Ltd | Body Corporate | Australia | 100% | Australia | - |
| Exploration Ventures AI Pty Ltd | Body Corporate | Australia | 100% | Australia | - |
| SensOre_Y Pty Ltd | Body Corporate | Australia | 100% | Australia | - |

Basis of preparation

The consolidated entity disclosure statement (CEDS) has been prepared in accordance with subsection Section 295 (3A) of the *Corporations Act 2001*. The entities listed in the statement are Premier1 Lithium Limited and all the entities it controls in accordance with AASB 10 Consolidated Financial Statements.

Key assumptions and judgements

Determination of tax residency

Section 295 (3A) Corporations Act requires that the tax residency of each entity which is included in the Consolidated Entity Disclosure Statement (CEDS) be disclosed. In the context of an entity which was an Australian resident, "Australian resident" has the meaning provided in the *Income Tax Assessment Act 1997 (Cth)*. The determination of tax residency involves judgment as the determination of tax residency is highly fact dependent and there are currently several different interpretations that could be adopted, and which could give rise to a different conclusion on residency.

In determining tax residency, the Group has applied the following interpretations:

Australian tax residency

The Group has applied current legislation and judicial precedent, including having regard to the Commissioner of Taxation's public guidance in Tax Ruling TR 2018/5.

Foreign tax residency

The Group has applied current legislation and where available judicial precedent in the determination of foreign tax residency. Where necessary, the Group has used independent tax advisers in foreign jurisdictions to assist in its determination of tax residency to ensure applicable foreign tax legislation has been complied with.

DIRECTORS DECLARATION


For the year ended 30 June 2025

The Directors declare that:

1. In the directors' opinion, the consolidated financial statements and notes thereto are in accordance with the *Corporations Act 2001*, including:
 - a. complying with Australian Accounting Standards and the *Corporations Regulations 2001*;
 - b. as stated in Note 1, the consolidated financial statements also comply with International Financial Reporting Standards; and
 - c. giving a true and fair view of the financial position of the Group as at 30 June 2025 and of its performance for the year ended on that date.
2. In the Directors' opinion, the consolidated entity disclosure statement required by subsection 295(3A) of the *Corporations Act 2001* is true and correct.
3. In the Directors' opinion there are reasonable grounds, at the date of this declaration, to believe that the Group will be able to pay its debts as and when they become due and payable.

The Directors have been given the declarations required by section 295A of the *Corporations Act 2001*

Signed in accordance with a resolution of Directors made pursuant to section 295(5)(a) of the *Corporations Act 2001*.



Jason Froud
Managing Director

Perth, 22 September 2025

**INDEPENDENT AUDITOR'S REPORT
TO THE MEMBERS OF PREMIER1 LITHIUM LIMITED****Report on the Audit of the Financial Report***Opinion*

We have audited the financial report of Premier1 Lithium Limited ("the Company") and its controlled entities ("the Group"), which comprises the consolidated statement of financial position as at 30 June 2025, the consolidated statement of profit or loss and other comprehensive income, the consolidated statement of changes in equity and the consolidated statement of cash flows for the year then ended, and notes to the consolidated financial statements including material accounting policy information, the consolidated entity disclosure statement and the directors' declaration.

In our opinion, the accompanying financial report of the Group is in accordance with the *Corporations Act 2001*, including:

- (a) giving a true and fair view of the Group's financial position as at 30 June 2025 and of its financial performance for the year then ended; and
- (b) complying with Australian Accounting Standards and the *Corporations Regulations 2001*.

Basis for Opinion

We conducted our audit in accordance with Australian Auditing Standards. Our responsibilities under those standards are further described in the *Auditor's Responsibilities for the Audit of the Financial Report* section of our report. We are independent of the Group in accordance with the auditor independence requirements of the *Corporations Act 2001* and the ethical requirements of the Accounting Professional and Ethical Standards Board's APES 110 *Code of Ethics for Professional Accountants (including Independence Standards)* ("the Code") that are relevant to our audit of the financial report in Australia. We have also fulfilled our other ethical responsibilities in accordance with the Code.

We confirm that the independence declaration required by the *Corporations Act 2001*, which has been given to the directors of the Company, would be in the same terms if given to the directors as at the time of this auditor's report.

We believe that the audit evidence we have obtained is sufficient and appropriate to provide a basis for our opinion.

Material Uncertainty Related to Going Concern

We draw attention to Note 1 to the financial report, which indicates that the Group incurred a net loss after tax for the year ended 30 June 2025 of \$3,788,038 (2024: \$8,628,124) and generated a net operating cash outflow of \$431,996 (2024: \$2,513,702), and as at that date and had cash and cash equivalents of \$730,659 (2024: \$1,221,534).

These conditions, along with other matters set forth in Note 1 to the financial report, indicate that a material uncertainty exists that may cast significant doubt on the Group's ability to continue as a going concern. Our opinion is not modified in this respect.

Key Audit Matters

Key audit matters are those matters that, in our professional judgement, were of most significance in our audit of the financial report of the current period. These matters were addressed in the context of our audit of the financial report as a whole, and in forming our opinion thereon, and we do not provide a separate opinion on these matters.

**PREMIER1 LITHIUM LIMITED
ABN 16 637 198 531**

**INDEPENDENT AUDITOR'S REPORT
TO THE MEMBERS OF PREMIER1 LITHIUM LIMITED**

| Key Audit Matter | How our audit addressed the key audit matter |
|-------------------------|---|
|-------------------------|---|

Carrying value of exploration and evaluation expenditure

Refer to Note 1 and 9 to the financial report.

As at 30 June 2025, the Group held capitalised exploration and evaluation expenditure of \$1,739,828.

The carrying value of exploration and evaluation expenditure is assessed for impairment by the Group when facts and circumstances indicate that the capitalised exploration and evaluation expenditure may exceed its recoverable amount.

The determination as to whether there are any indicators to require the capitalised exploration and evaluation expenditure to be assessed for impairment involves a number of judgments including but not limited to:

- Whether the Group has tenure of the relevant area of interest;
- Whether the Group has sufficient funds to meet the relevant area of interest minimum expenditure requirements; and
- Whether there is sufficient information for a decision to be made that the relevant area of interest is not commercially viable.

Given the size of the balance and the judgemental nature of the impairment indicator assessments associated with exploration and evaluation assets, we consider this is a key audit matter.

Our procedures included, amongst others:

Obtaining an understating of and evaluating the design and implementation of the processes and controls associated with the capitalisation of exploration and evaluation expenditure, and those associated with the assessment of impairment indicators.

Examining the Group's right to explore in the relevant area of interest, which included obtaining and assessing supporting documentation. We also considered the status of the exploration licences as it related to tenure.

Considering the Group's intention to carry out significant exploration and evaluation activity in the relevant area of interest, including an assessment of the Group's cash-flow forecast models, assessing the sufficiency of funding and discussions with senior management and directors as to the intentions and strategy of the Group.

Considering the impact of the revised accounting policy on recognition and measurement.

Reviewing management's evaluation and judgement as to whether the exploration activities within each relevant area of interest have reached a stage where the commercial viability of extracting the resource could be determined.

Assessing the adequacy of the disclosures included within the financial report.

For personal use only

INDEPENDENT AUDITOR'S REPORT
TO THE MEMBERS OF PREMIER1 LITHIUM LIMITED

Share-based payments

Refer to Note 16 to the financial report.

During the year ended 30 June 2025, a share-based payment expense of \$(23,677) has been recorded.

Under Australian Accounting Standards, equity settled awards issued to advisors are measured at fair value of the services received, or if not reliably measurable, the fair value of the equity instruments granted on the measurement date taking into consideration the probability of the vesting conditions (if any) attached. This amount is recognised as an expense either immediately if there are no vesting conditions, or over the vesting period if there are vesting conditions.

In calculating the fair value there are a number of judgements management must make, including but not limited to:

- estimating the likelihood that the equity instruments will vest;
- estimating expected future share price volatility;
- expected dividend yield; and
- risk-free rate of interest.

Due to the significance to the Group's financial report and the level of judgment involved in determining the valuation of the share-based payments, we consider the Group's calculation of the share-based payment expense to be a key audit matter.

Our procedures included, amongst others:

Obtaining an understanding of design and implementation of the relevant controls associated with the preparation of the valuation model used to assess the fair value of share based payments, including those relating to volatility of the underlying security and the appropriateness of the model used for valuation.

Critically evaluating and challenging the methodology and assumptions of management in their preparation of valuation model, including management's assessment of likelihood of vesting, agreeing inputs to internal and external sources of information as appropriate.

Assessing the Group's accounting policy as set out within Note 16 for compliance with the requirements of AASB 2 *Share-based Payment*.

Assessing the adequacy of the disclosures included within Note 16 of the financial report for compliance with the requirements of AASB 2.

Other Information

The directors are responsible for the other information. The other information comprises the information included in the Group's annual report for the year ended 30 June 2025, but does not include the financial report and our auditor's report thereon.

Our opinion on the financial report does not cover the other information and accordingly we do not express any form of assurance conclusion thereon.

In connection with our audit of the financial report, our responsibility is to read the other information and, in doing so, consider whether the other information is materially inconsistent with the financial report or our knowledge obtained in the audit or otherwise appears to be materially misstated.

If, based on the work we have performed, we conclude that there is a material misstatement of this other information, we are required to report that fact. We have nothing to report in this regard.

PREMIER1 LITHIUM LIMITED
ABN 16 637 198 531

INDEPENDENT AUDITOR'S REPORT
TO THE MEMBERS OF PREMIER1 LITHIUM LIMITED

Responsibilities of the Directors for the Financial Report

The directors of the Company are responsible for the preparation of:

- a) the financial report (other than the consolidated entity disclosure statement) that gives a true and fair view in accordance with Australian Accounting Standards and the *Corporations Act 2001*; and
- b) the consolidated entity disclosure statement that is true and correct in accordance with the *Corporations Act 2001*; and

for such internal control as the directors determine is necessary to enable the preparation of:

- (i) the financial report (other than the consolidated entity disclosure statement) that gives a true and fair view and is free from material misstatement, whether due to fraud or error; and
- (ii) the consolidated entity disclosure statement that is true and correct and is free of misstatement, whether due to fraud or error.

In preparing the financial report, the directors are responsible for assessing the ability of the Group to continue as a going concern, disclosing, as applicable, matters related to going concern and using the going concern basis of accounting unless the directors either intend to liquidate the Group or to cease operations, or have no realistic alternative but to do so.

Auditor's Responsibilities for the Audit of the Financial Report

Our objectives are to obtain reasonable assurance about whether the financial report as a whole is free from material misstatement, whether due to fraud or error and to issue an auditor's report that includes our opinion. Reasonable assurance is a high level of assurance, but is not a guarantee that an audit conducted in accordance with the Australian Auditing Standards will always detect a material misstatement when it exists. Misstatements can arise from fraud or error and are considered material if, individually or in the aggregate, they could reasonably be expected to influence the economic decisions of users taken on the basis of this financial report.

As part of an audit in accordance with the Australian Auditing Standards, we exercise professional judgement and maintain professional scepticism throughout the audit. We also:

- Identify and assess the risks of material misstatement of the financial report, whether due to fraud or error, design and perform audit procedures responsive to those risks, and obtain audit evidence that is sufficient and appropriate to provide a basis for our opinion. The risk of not detecting a material misstatement resulting from fraud is higher than for one resulting from error, as fraud may involve collusion, forgery, intentional omissions, misrepresentations, or the override of internal control.
- Obtain an understanding of internal control relevant to the audit in order to design audit procedures that are appropriate in the circumstances, but not for the purpose of expressing an opinion on the effectiveness of the Group's internal control.
- Evaluate the appropriateness of accounting policies used and the reasonableness of accounting estimates and related disclosures made by the directors.
- Conclude on the appropriateness of the directors' use of the going concern basis of accounting and, based on the audit evidence obtained, whether a material uncertainty exists related to events or conditions that may cast significant doubt on the Group's ability to continue as a going concern. If we conclude that a material uncertainty exists, we are required to draw attention in our auditor's report to the related disclosures in the financial report or, if such disclosures are inadequate, to modify our opinion. Our conclusions are based on the audit evidence obtained up to the date of our auditor's report. However, future events or conditions may cause the Group to cease to continue as a going concern.

PREMIER1 LITHIUM LIMITED
ABN 16 637 198 531INDEPENDENT AUDITOR'S REPORT
TO THE MEMBERS OF PREMIER1 LITHIUM LIMITED

- Evaluate the overall presentation, structure and content of the financial report, including the disclosures, and whether the financial report represents the underlying transactions and events in a manner that achieves fair presentation.
- Obtain sufficient appropriate audit evidence regarding the financial information of the entities or business activities within the Group to express an opinion on the financial report. We are responsible for the direction, supervision and performance of the Group audit. We remain solely responsible for our audit opinion.

We communicate with the directors regarding, among other matters, the planned scope and timing of the audit and significant audit findings, including any significant deficiencies in internal control that we identify during our audit.

We also provide the directors with a statement that we have complied with relevant ethical requirements regarding independence, and to communicate with them all relationships and other matters that may reasonably be thought to bear on our independence, and where applicable, actions taken to eliminate threats or safeguards applied.

From the matters communicated with the directors, we determine those matters that were of most significance in the audit of the financial report of the current period and are therefore the key audit matters. We describe these matters in our auditor's report unless law or regulation precludes public disclosure about the matter or when, in extremely rare circumstances, we determine that a matter should not be communicated in our report because the adverse consequences of doing so would reasonably be expected to outweigh the public interest benefits of such communication.


Report on the Remuneration Report*Opinion on the Remuneration Report*

We have audited the Remuneration Report included in pages 15 to 20 of the directors' report for the year ended 30 June 2025. In our opinion, the Remuneration Report of Premier1 Lithium Limited, for the year ended 30 June 2025, complies with section 300A of the *Corporations Act 2001*.

Responsibilities

The directors of the Company are responsible for the preparation and presentation of the Remuneration Report in accordance with section 300A of the *Corporations Act 2001*. Our responsibility is to express an opinion on the Remuneration Report, based on our audit conducted in accordance with Australian Auditing Standards.

Pitcher Partners BA&A PTY LTD
PITCHER PARTNERS BA&A PTY LTD



PAUL MULLIGAN
Executive Director
Perth, 22 September 2025

ADDITIONAL INFORMATION FOR LISTED PUBLIC COMPANIES

Additional information required by Australian Securities Exchange Limited and not shown elsewhere in this Annual Report is as follows. The information is as at 12 September 2025.

ORDINARY SHAREHOLDERS

There are 368,060,582 fully paid ordinary shares on issue, held by 750 shareholders.

TWENTY LARGEST SHAREHOLDERS

| Ordinary Shareholders | Fully Paid Ordinary Shares | |
|--|----------------------------|---------------|
| | Number | Percentage |
| DEUTSCHE ROHSTOFF AG | 69,931,473 | 19.00% |
| FINCLEAR SERVICES PTY LTD <SUPERHERO SECURITIES A/C> | 52,651,633 | 14.31% |
| TBG CAPITAL PTY LTD | 13,273,550 | 3.61% |
| LOKTOR HOLDINGS PTY LTD <TAYBIRD A/C> | 13,252,078 | 3.60% |
| SASAK MINERALS PTY LTD | 11,718,000 | 3.18% |
| WANGANUI PTY LTD <PECK VON HARTEL S/F A/C> | 6,459,846 | 1.76% |
| ROCK THE POLO PTY LTD <ROCK THE POLO A/C> | 6,288,684 | 1.71% |
| BNP PARIBAS NOMINEES PTY LTD <IB AU NOMS RETAILCLIENT> | 5,907,755 | 1.61% |
| OPPENHEIMER SUPERANNUATION FUND PTY LTD <OPPENHEIMER SUPER FUND A/C> | 5,645,754 | 1.53% |
| TECHBASE AUSTRALASIA PTY LTD <DESILOU SUPER FUND A/C> | 4,309,715 | 1.17% |
| STONE AXE PTY LTD <CARMODY BAIRD S/F A/C> | 4,112,667 | 1.12% |
| MR SAMUEL ROTSTEIN | 3,000,000 | 0.82% |
| MERRILL LYNCH (AUSTRALIA) NOMINEES PTY LIMITED | 2,792,164 | 0.76% |
| PARCAN PTY LTD <MSL FAMILY A/C> | 2,667,558 | 0.72% |
| LONGRIDGE PARTNERS PTY LTD | 2,610,542 | 0.71% |
| SYMINGTON PTY LTD | 2,600,000 | 0.71% |
| JF & LS PTY LTD <JF & LS SUPER FUND A/C> | 2,500,100 | 0.68% |
| TECHBASE AUSTRALIASIA PTY LTD <DJ FITZGERALD FAMILY A/C> | 2,495,506 | 0.68% |
| MR CHRISTOPHER JORDAN GREGORY+ MRS MARIA GREGORY <CJ&M GREGORY SUPER FUND A/C> | 2,253,200 | 0.61% |
| MR STEPHEN JOHN RYAN | 2,212,394 | 0.60% |
| | 216,682,619 | 58.89% |

VOTING RIGHTS

Each member entitled to vote may vote in person or by proxy or by attorney and on a show of hands. Every person who is a member or a representative or a proxy of a member shall have one vote and on a poll every member present in person or by proxy or attorney or other authorised representative shall have one vote for each share held.

UNMARKETABLE PARCELS

Minimum \$500.00 parcel at \$0.011 per unit is 371 holders with 3,471,311 shares.

ADDITIONAL INFORMATION FOR LISTED PUBLIC COMPANIES

DISTRIBUTION OF SHARE HOLDERS

| | Number of Holders | Number of Shares | Percentage of Issued Share Capital |
|-------------------|-------------------|--------------------|------------------------------------|
| 1 to 1,000 | 25 | 13,865 | 0.00% |
| 1,001 to 5,000 | 160 | 442,859 | 0.12% |
| 5,001 to 10,000 | 65 | 499,402 | 0.14% |
| 10,001 to 100,000 | 242 | 11,300,471 | 3.07% |
| 100,001 and over | 258 | 355,803,985 | 96.67% |
| | 750 | 368,060,582 | 100.00% |

SUBSTANTIAL SHAREHOLDERS

The names of substantial shareholders and the number of fully paid ordinary shares as disclosed in their most recent substantial shareholder notices received by the Company are:

| Name | No. of Shares |
|----------------------------|---------------|
| DEUTSCHE ROHSTOFF AG | 34,652,942 |
| MR TIMOTHY PANGBOURNE BIRD | 26,525,628 |
| SASAK MINERALS PTY LTD | 10,118,000 |

SHARE BUY-BACKS

There is no current on-market buy-back scheme.

OPTIONS

The Company has a total of 171,102,660 unlisted options on issue.

Unlisted options do not carry any voting rights.

PERFORMANCE RIGHTS

The Company has a total of 13,903,420 performance rights on issue.

Performance rights do not carry any voting rights.

DISTRIBUTION OF OPTION HOLDERS

Unlisted options exercisable at \$1.190, expiring 11-Feb-2026

| | Number of Holders | Number of Options | Percentage of Issued |
|-------------------|-------------------|-------------------|----------------------|
| 1 to 1,000 | - | - | - |
| 1,001 to 5,000 | - | - | - |
| 5,001 to 10,000 | - | - | - |
| 10,001 to 100,000 | - | - | - |
| 100,001 and over | 1 | 1,943,410 | 100.00% |
| | 1 | 1,943,410 | 100.00% |

All 1,943,410 unlisted options are held by BELL POTTER NOMINEES LIMITED <BB NOMINEES A/C>

ADDITIONAL INFORMATION FOR LISTED PUBLIC COMPANIES

Unlisted options exercisable at \$0.375, expiring 19-May-2026

| | Number of Holders | Number of Options | Percentage of Issued |
|-------------------|-------------------|-------------------|----------------------|
| 1 to 1,000 | - | - | - |
| 1,001 to 5,000 | - | - | - |
| 5,001 to 10,000 | - | - | - |
| 10,001 to 100,000 | 8 | 530,000 | 51.46% |
| 100,001 and over | 1 | 500,000 | 48.54% |
| | 9 | 1,030,000 | 100.00% |

Holders of greater than 20% or more of these unlisted options are as follows:

| | | |
|---|---------|--------|
| TOAD FACILITIES PTY LTD <JP NETTLETON/TOAD S/F A/C> | 500,000 | 48.54% |
|---|---------|--------|

Unlisted options exercisable at 0.380, expiring 7-Jul-2026

| | Number of Holders | Number of Options | Percentage of Issued |
|-------------------|-------------------|-------------------|----------------------|
| 1 to 1,000 | - | - | - |
| 1,001 to 5,000 | - | - | - |
| 5,001 to 10,000 | - | - | - |
| 10,001 to 100,000 | - | - | - |
| 100,001 and over | 4 | 4,500,000 | 100.00% |
| | 4 | 4,500,000 | 100.00% |

Holders of greater than 20% or more of these unlisted options are as follows:

| | | |
|---|-----------|--------|
| KRONTON PTY LTD <PECK BEACH HUT UNIT A/C> | 1,500,000 | 33.33% |
| NICHOLAS LIMB | 1,000,000 | 22.22% |
| JOZEM PTY LTD <O'SULLIVAN FAMILY NO. 1 A/C> | 1,000,000 | 22.22% |
| ADRIAN PHILLIP MANGER | 1,000,000 | 22.22% |

Unlisted options exercisable 0.375, expiring 13-Jun-2026

| | Number of Holders | Number of Options | Percentage of Issued |
|-------------------|-------------------|-------------------|----------------------|
| 1 to 1,000 | - | - | - |
| 1,001 to 5,000 | - | - | - |
| 5,001 to 10,000 | 23 | 92,000 | 8.39% |
| 10,001 to 100,000 | 16 | 160,000 | 14.59% |
| 100,001 and over | 22 | 845,000 | 77.02% |
| | 61 | 1,097,000 | 100.00% |

There were no holders of these unlisted options which held greater than 20% or more.

Unlisted options exercisable at 0.375, expiring 14-Jun-2026

| | Number of Holders | Number of Options | Percentage of Issued |
|-------------------|-------------------|-------------------|----------------------|
| 1 to 1,000 | - | - | - |
| 1,001 to 5,000 | - | - | - |
| 5,001 to 10,000 | - | - | - |
| 10,001 to 100,000 | - | - | - |
| 100,001 and over | 1 | 800,000 | 100.00% |
| | 1 | 800,000 | 100.00% |

All 800,000 unlisted options are held by DDH1 DRILLING PTY LTD.

ADDITIONAL INFORMATION FOR LISTED PUBLIC COMPANIES

Unlisted options exercisable at 0.375, expiring 7-Jul-2026

| | Number of Holders | Number of Options | Percentage of Issued |
|-------------------|-------------------|-------------------|----------------------|
| 1 to 1,000 | - | - | - |
| 1,001 to 5,000 | - | - | - |
| 5,001 to 10,000 | - | - | - |
| 10,001 to 100,000 | 4 | 170,000 | 17.53% |
| 100,001 and over | 2 | 800,000 | 82.47% |
| | 6 | 970,000 | 100.00% |

Holdings of greater than 20% or more of these unlisted options are as follows:

| | | |
|---|---------|--------|
| FOUNTAIN OAKS PTY LTD <LIMBS FAMILY SUPER FUND A/C> | 600,000 | 61.86% |
| KRONTON PTY LTD <PECK BEACH HUT UNIT A/C> | 200,000 | 20.62% |

Unlisted options exercisable at \$0.075, expiring 25-Jan-2027

| | Number of Holders | Number of Options | Percentage of Issued |
|-------------------|-------------------|-------------------|----------------------|
| 1 to 1,000 | - | - | - |
| 1,001 to 5,000 | - | - | - |
| 5,001 to 10,000 | - | - | - |
| 10,001 to 100,000 | - | - | - |
| 100,001 and over | 1 | 6,000,000 | 100.00% |
| | 1 | 6,000,000 | 100.00% |

All 6,000,000 unlisted options are held by DEUTSCHE ROHSTOFF AG

Unlisted options exercisable at \$0.088, expiring 25-Jan-2027

| | Number of Holders | Number of Options | Percentage of Issued |
|-------------------|-------------------|-------------------|----------------------|
| 1 to 1,000 | - | - | - |
| 1,001 to 5,000 | - | - | - |
| 5,001 to 10,000 | - | - | - |
| 10,001 to 100,000 | - | - | - |
| 100,001 and over | 1 | 8,000,000 | 100.00% |
| | 1 | 8,000,000 | 100.00% |

All 8,000,000 unlisted options are held by DEUTSCHE ROHSTOFF AG

Unlisted options exercisable at \$0.100, expiring 25-Jan-2027

| | Number of Holders | Number of Options | Percentage of Issued |
|-------------------|-------------------|-------------------|----------------------|
| 1 to 1,000 | - | - | - |
| 1,001 to 5,000 | - | - | - |
| 5,001 to 10,000 | - | - | - |
| 10,001 to 100,000 | - | - | - |
| 100,001 and over | 1 | 12,000,000 | 100.00% |
| | 1 | 12,000,000 | 100.00% |

All 12,000,000 unlisted options are held by DEUTSCHE ROHSTOFF AG

ADDITIONAL INFORMATION FOR LISTED PUBLIC COMPANIES

Unlisted options exercisable at 0.105, expiring 26-Jan-2027

| | Number of Holders | Number of Options | Percentage of Issued |
|-------------------|-------------------|-------------------|----------------------|
| 1 to 1,000 | - | - | - |
| 1,001 to 5,000 | - | - | - |
| 5,001 to 10,000 | - | - | - |
| 10,001 to 100,000 | - | - | - |
| 100,001 and over | 4 | 7,500,000 | 100.00% |
| | 4 | 7,500,000 | 100.00% |

Holders of greater than 20% or more of these unlisted options are as follows:

| | | |
|---------------------------------|-----------|--------|
| PAC PARTNERS SECURITIES PTY LTD | 2,600,000 | 34.67% |
| MR JAMES GURRY | 1,800,000 | 24.00% |
| MR WILLIAM EVAN CROSS | 1,800,000 | 24.00% |

Unlisted options exercisable at 0.045, expiring 1-Jun-2027

| | Number of Holders | Number of Options | Percentage of Issued |
|-------------------|-------------------|-------------------|----------------------|
| 1 to 1,000 | - | - | - |
| 1,001 to 5,000 | - | - | - |
| 5,001 to 10,000 | - | - | - |
| 10,001 to 100,000 | - | - | - |
| 100,001 and over | 4 | 7,000,000 | 100.00% |
| | 4 | 7,000,000 | 100.00% |

Holders of greater than 20% or more of these unlisted options are as follows:

| | | |
|---------------------------------------|-----------|--------|
| ARC GEOSCIENCE PTY LTD | 3,500,000 | 50.00% |
| GIFFORDS PTY LTD <GIFFORDS CLOSE A/C> | 1,500,000 | 21.43% |
| ANJA EHSER | 1,500,000 | 21.43% |

Unlisted options exercisable at 0.016, expiring 24-Dec-2027

| | Number of Holders | Number of Options | Percentage of Issued |
|-------------------|-------------------|--------------------|----------------------|
| 1 to 1,000 | 10 | 5,542 | 0.00% |
| 1,001 to 5,000 | 9 | 26,616 | 0.02% |
| 5,001 to 10,000 | 5 | 37,890 | 0.03% |
| 10,001 to 100,000 | 14 | 643,462 | 0.54% |
| 100,001 and over | 50 | 119,549,740 | 99.41% |
| | 88 | 120,262,250 | 100.00% |

There were no holders of these unlisted options which held greater than 20% or more.

ADDITIONAL INFORMATION FOR LISTED PUBLIC COMPANIES

DISTRIBUTION OF PERFORMANCE RIGHTS HOLDERS

| | Number of Holders | Number of Performance Rights | Percentage of Issued |
|-------------------|-------------------|------------------------------|----------------------|
| 1 to 1,000 | - | - | - |
| 1,001 to 5,000 | 1 | 3,419 | 0.02% |
| 5,001 to 10,000 | - | - | - |
| 10,001 to 100,000 | 24 | 874,214 | 6.29% |
| 100,001 and over | 15 | 13,025,787 | 93.69% |
| | 40 | 13,903,420 | 100.00% |

Holders of greater than 20% or more of these performance rights are as follows:

| | | |
|------------------------|-----------|--------|
| ARC GEOSCIENCE PTY LTD | 5,500,000 | 39.56% |
|------------------------|-----------|--------|

CORPORATE GOVERNANCE STATEMENT

The Company's Corporate Governance Statement can be found on the Company's website at the following URL:

<https://premier1lithium.com.au/company/corporate-governance/>

ANNUAL MINERAL RESOURCES STATEMENT

As at 30 June 2025, the Group does not have any Mineral Resources Estimates.

The Company's Projects do not have defined Mineral Resources or Ore Reserves. The Projects are early stage "greenfields" exploration projects covering regions that are considered prospective for lithium and borate minerals. There has been insufficient exploration works at the Company's Projects to define a Mineral Resource or Ore Reserve.

TENEMENT SCHEDULE

Premier1 Group Tenements

| Project | Holder | Tenement | Status | Location (Shire) | Interest |
|--------------|---------------------------------|----------|---------|------------------|----------|
| Abbots North | Matrix Exploration Pty Ltd (a) | E51/2126 | Granted | Meekatharra | 0 |
| | | E51/2130 | Granted | Meekatharra | 0 |
| | | E51/2131 | Granted | Meekatharra | 0 |
| | Exploration Ventures AI Pty Ltd | E51/2178 | Granted | Meekatharra | 100 |
| Yalgoo | Bright Point Gold Pty Ltd (b) | E59/1989 | Granted | Yalgoo | 51 |
| | Venture Z Pty Ltd (b) | E59/2243 | Granted | Yalgoo | 51 |
| | | E59/2244 | Granted | Yalgoo | 51 |
| | | E59/2285 | Granted | Yalgoo | 51 |
| | | E59/2288 | Granted | Yalgoo | 51 |
| | | E59/2506 | Granted | Yalgoo | 51 |
| | Exploration Ventures AI Pty Ltd | E59/2951 | Granted | Yalgoo | 100 |
| | | E59/2952 | Granted | Yalgoo | 100 |

- The Company has an option to acquire 100% of the Abbots North tenements currently held by Matrix Exploration Pty Ltd, which the Company expects to complete within the next 12 months.
- The Company has achieved a 51% farm-in interest in the Yalgoo tenements current held by Bright Point Gold Pty Ltd and Venture Z Pty Ltd, with an ongoing farm-in to 70%.

CORPORATE DIRECTORY

DIRECTORS

Hugh Thomas (Non-Executive Chairman)
Jason Froud (Managing Director)
Anja Ehser (Non-Executive Director)

COMPANY SECRETARIES

Melanie Ross
Simon Acomb

REGISTERED OFFICE

Level 2, 22 Mount Street
Perth, WA, 6000
Australia

T: +61 8 6188 8181
E: info@premier1lithium.com
W: premier1lithium.com.au

ASX CODE

PLC

AUDITOR

Pitcher Partners BA&A Pty Ltd
Level 11/12-14 The Esplanade
Perth WA 6000
Australia

SHARE REGISTRY

Computershare Investor Services Pty Limited
Yarra Falls
452 Johnston Street
Abbotsford VIC 3067

For personal use only