

W | A | M Global

[Access the recording](#)



FY2025

Full Year Results Webinar

Catriona Burns
Lead Portfolio
Manager

Nick Healy
Portfolio Manager

William Liu
Deputy Portfolio
Manager

Will Thompson
Investment Analyst

ersonal use only

Wilson Asset Management and their related entities and each of their respective directors, officers and agents (together the Disclosers) have prepared the information contained in these materials in good faith.

However, no warranty (express or implied) is made as to the accuracy, completeness or reliability of any statements, estimates or opinions or other information contained in these materials (any of which may change without notice) and to the maximum extent permitted by law, the Disclosers disclaim all liability and responsibility (including, without limitation, any liability arising from fault or negligence on the part of any or all of the Disclosers) for any direct or indirect loss or damage which may be suffered by any recipient through relying on anything contained in or omitted from these materials.

This information has been prepared and provided by Wilson Asset Management. To the extent that it includes any financial product advice, the advice is of a general nature only and does not take into account any individual's objectives, financial situation or particular needs. Before making an investment decision an individual should assess whether it meets their own needs and consult a financial advisor.

Shareholder *Presentations*

The Wilson Asset Management and Future Generation teams look forward to meeting with our shareholders across the country.

Newcastle Thursday 16 October 2025
Gold Coast Tuesday 21 October 2025
Toowoomba Wednesday 22 October 2025
Noosa Thursday 23 October 2025

[Register here:](#)



ersonal use only



WAM Global investment portfolio snapshot

Investment portfolio performance in FY2025*

+19.4%

Total shareholder return (TSR) in FY2025, including the value of franking credits

+22.1%

Fully franked dividend yield**

5.2%

Grossed-up dividend yield^

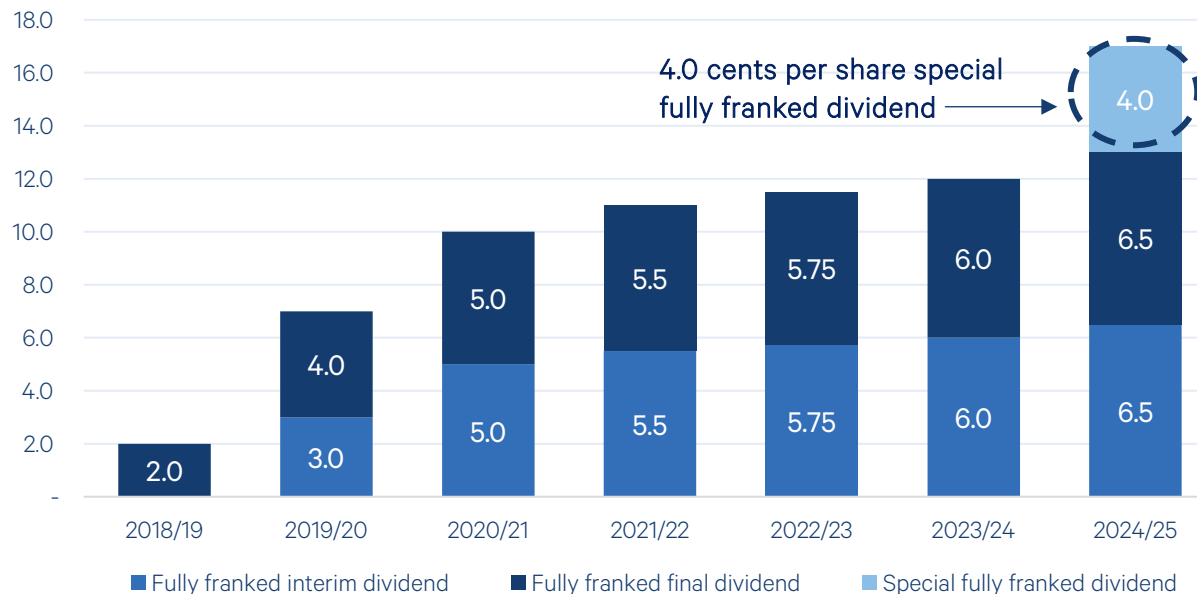
7.4%

TSR in the past three years to 30 June 2025, including the value of franking credits

+23.7% p.a.

Fully franked dividends since inception

Cents per share



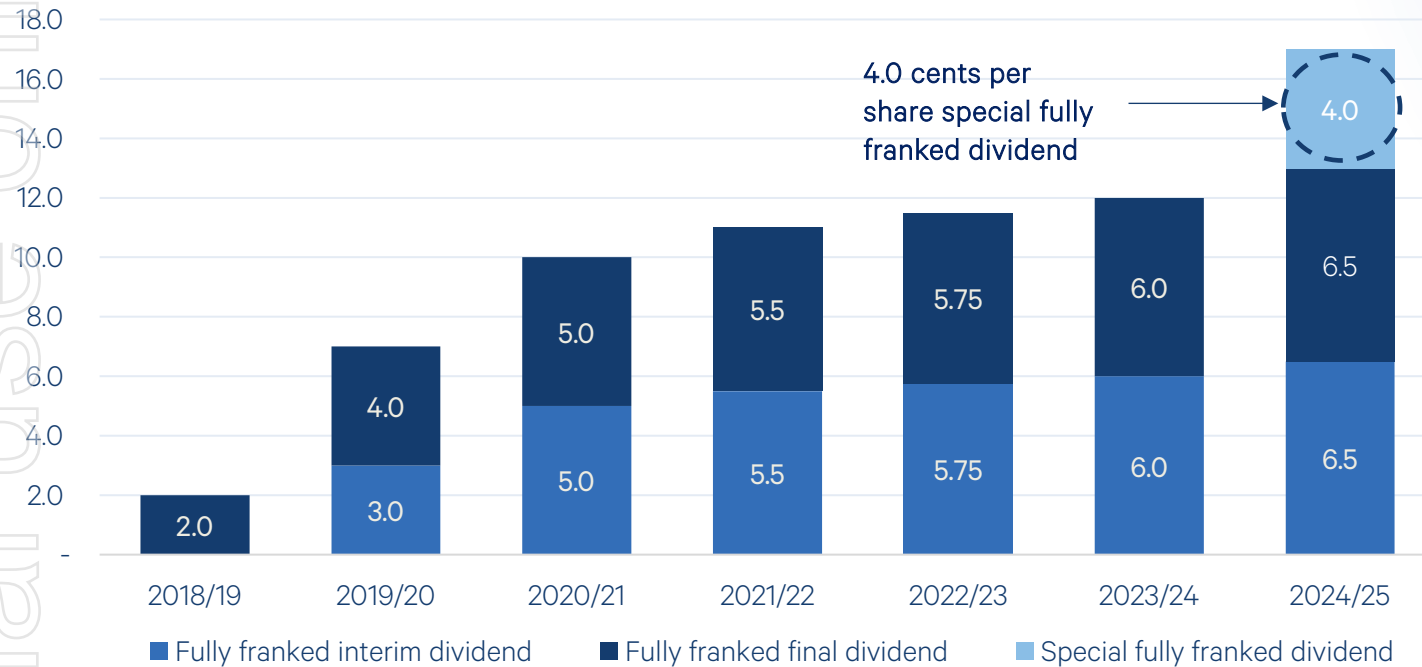
*Investment portfolio performance is before expenses, fees, taxes and the impact of capital management initiatives to compare to the relevant index which is before expenses, fees and taxes.

**Based on the 22 September 2025 share price of \$2.51 per share and the FY2025 fully franked full year dividend of 13.0 cents per share, excluding the special fully franked dividend of 4.0 cents per share.

^Grossed-up dividend yield includes the value of franking credits and is based on a tax rate of 30.0%.

Fully franked dividends since inception in June 2018

Cents per share



Key dividend dates	6.5 cps fully franked final dividend
Ex-dividend date	6 November 2025
Dividend record date (7:00pm Sydney time)	7 November 2025
Last election date for DRP	11 November 2025
Payment date	19 November 2025

Since inception, WAM Global has returned \$296.4 million or 91.4 cents per share in dividends and franking credits to shareholders.

WAM Global Company Meetings

W|A|M Global



ersonal use only

NASDAQ: GOOG

Alphabet

NASDAQ: INTU

INTUIT

ETR: SAP

SAP

NYSE: ICE

Ice

NYSE: TRU

TransUnion^{tu}

NASDAQ: SRAD

spOrtradar

NYSE: GENI

Genius
SPORTS

AMS: ALLFG

allfunds

LON: JTC

JTC

NYSE: PWR

QUANTA

EPA: SAF

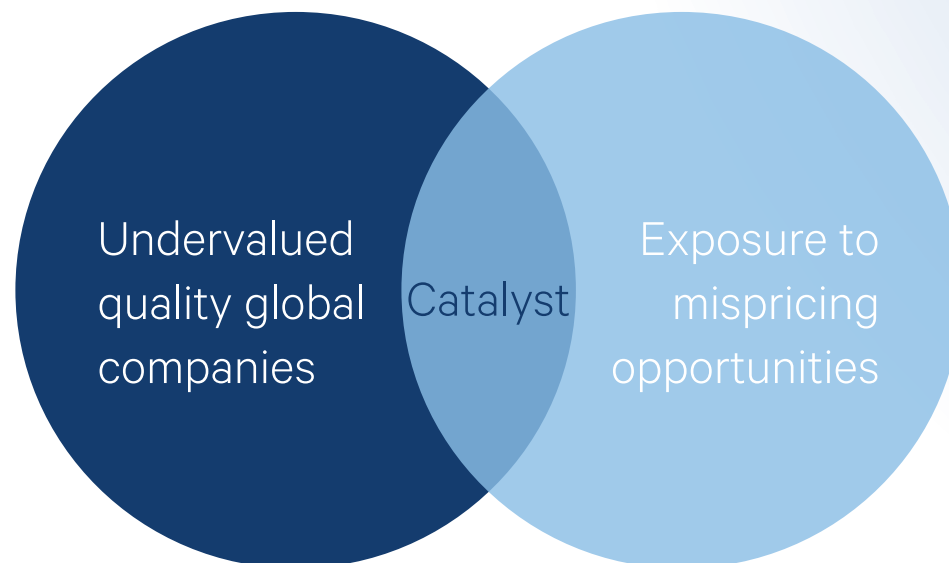
SAFRAN

NYSE: BABA

Alibaba Group
阿里巴巴集团

Undiscovered quality companies

Identifying undervalued international growth companies with a catalyst.



Takes advantage of mispricing opportunities in the global market.

Catalyst: a major event that alters the market's perception of a company or its earnings momentum which will lead to a rerating of the investee company's share price.

Q&A

Join more
than 95,000
weekly readers



Get in touch

info@wilsonassetmanagement.com.au

(02) 9247 6755

www.wilsonassetmanagement.com.au

