



SDI

For personal use only

ANNUAL
REPORT
2025

MORE THAN **50 YEARS** OF
RESTORATIVE INNOVATION



For personal use only

INNOVATING DENTISTRY FOR BETTER HEALTH



FOCUSED ON TOOTH WHITENING, COMPOSITES AND GLASS IONOMERS

+\$4BN MARKET

GLOBAL DISTRIBUTION





YOUR
SMILE.
OUR
VISION.

SDI Limited

ABN 27 008 075 581

Annual Report - 30 June 2025

For personal use only

Chairman and CEO's Letter	2
Directors' report	3
Auditor's independence declaration	15
Consolidated statement of profit or loss and other comprehensive income	16
Consolidated statement of financial position	17
Consolidated statement of changes in equity	18
Consolidated statement of cash flows	19
Notes to the consolidated financial statements	20
Consolidated entity disclosure statement	51
Directors' declaration	52
Independent auditor's report to the members of SDI Limited	53
Shareholder information	57
Corporate directory	59
Sustainability report	60

For personal use

Dear Shareholders,

We are pleased to present you with our 2025 Annual Report.

The 2025 financial year presented us with challenges with continued changes to the European product registration requirements, instability in some Middle East markets and underperforming Asian markets. Despite this, product margins increased, and operating expenses were well managed, giving a solid normalised after-tax profit of \$10.5 million.

Our sales of \$110.4 million were led by growth in Aesthetic products, improvement in Whitening products and strong growth in the European market. The ongoing focus on aesthetic and whitening products continues to be our strategy for the future direction of our portfolio.

We continued to see declining sales of Amalgam products, which were offset by other products, and particularly our newest product Stela. Stela, our exciting amalgam and restorative replacement, was released in most key markets during the year, showing good sales growth and positive market feedback.

The product margin was up 80 bps to 62.9%, driven by geographical (higher European sales) and product mix (higher Aesthetic sales) and price increases. EBITDA was down 2.7% to \$21.3 million and normalised NPAT was up 0.1% to \$10.5 million driven by product margin improvement and well managed operating expenses.

The new European Union Medical Device Regulation (MDR) continues to be a major emphasis for our teams, and they have secured the registration. As a consequence much of our research and development resources have been allocated to achieve registration for our legacy products. However we still aim to release one to two new products every year. Globally, product registration is becoming more difficult to achieve. SDI is well equipped to sell all products in all major markets around the world.

Our planned new 24,000sqm property in Montrose is an exciting project which will increase production capacity and efficiency. We expect construction to commence in early 2026 and move our manufacturing plant in 2027.

In the 2026 financial year we will continue to focus on changing our amalgam customers to Stela, the building of our new manufacturing plant, and ensuring our MDR registration is fully complied with. These are great goals for the year to ensure the Company is well placed to achieve increased market share for the future.

Additionally, we believe in managing our environmental, social and governance risks position for sustainable growth at both a corporate and product level. While these factors have always been a focus for SDI, we are continuing to follow our ESG roadmap which is in line with our overarching corporate strategy.


We would like to thank the Board, management and staff of SDI and our distributors both in Australia and all over the world for their hard work and total dedication to SDI's global success. Lastly, we would like to thank our shareholders for their ongoing support and investment in SDI.

Jeffery Cheetham OAM



Chairman

Samantha Cheetham



CEO

The Directors present their report, together with the financial statements, on the consolidated entity consisting of SDI Limited (referred to hereafter as the 'Company', 'SDI' or 'parent entity') and the entities it controlled at the end of, or during, the financial year ended 30 June 2025 (referred to hereafter as the 'consolidated entity').

Directors

The following persons were Directors of SDI Limited during the whole of the financial year and up to the date of this report, unless otherwise stated:

Jeffery James Cheetham OAM - Chairman
Samantha Jane Cheetham
John Joseph Slaviero
Dr Geoffrey Macdonald Knight AM
Gerald Allan Bullon
Cameron Neil Allen
Gerard Desmond Kennedy

Principal activities

During the financial year, the principal activities of the consolidated entity consisted of the manufacture and distribution of dental restorative materials, whitening systems, other dental materials and product research and development.

Dividends

Dividends paid during the financial year were as follows:

	Consolidated	
	2025 \$'000	2024 \$'000
Interim dividend in respect of the year ended 30 June 2025 of 1.5 cents (2024: 1.5 cents) per ordinary share	1,783	1,783
Previous year: Final dividend in respect of the year ended 30 June 2024 of 1.90 cents (2023: 1.75 cents) per ordinary share	2,258	2,080
	4,041	3,863

On 28 August 2025, the Directors declared a final franked dividend of 1.90 cents per share to be paid on 22 September 2025. This equates to a total dividend of \$2,258,000, based on the number of ordinary shares on issue as at 30 June 2025. The financial effect of dividends declared after the reporting date is not reflected in the 30 June 2025 financial statements and will be recognised in subsequent financial reports.

Review of operations

The profit for the consolidated entity after providing for income tax amounted to \$12,160,000 (30 June 2024: \$10,421,000).

Highlights of the results from operations for the financial year ended 30 June 2025 are provided below:

Net profit after tax increased by 16.69% to \$12,160,000 compared to \$10,421,000 for the previous year. Profit before tax ('PBT') decreased by 0.89% to \$15,102,000 compared to \$15,238,000 for the previous year.

	2025 \$'000	2024 \$'000	Change \$'000	Change %
Net profit	12,160	10,421	1,739	16.69%
PBT	15,102	15,238	(136)	(0.89%)
EBITDA	21,321	21,909	(588)	(2.68%)

Earnings per share for the year ended 30 June 2025 increased by 1.46 cents to 10.23 cents compared to 8.77 cents for the same period last year.

Earnings before interest, taxation, depreciation and amortisation ('EBITDA') is a financial measure which is not prescribed by Australian Accounting Standards ('AAS') and represents the profit under AAS adjusted for specific items. The Directors consider EBITDA to reflect the core earnings of the consolidated entity.

EBITDA decreased by 2.68% to \$21,321,000 (30 June 2024: \$21,909,000).

The following table summarises key reconciling items between statutory profit after tax and EBITDA:

	Consolidated	
	2025	2024
	\$'000	\$'000
Profit after tax	12,160	10,421
Add: taxation	2,942	4,817
Add: interest expense	1,375	1,535
Less: interest income	(15)	(19)
Add: depreciation and amortisation	4,859	4,187
Add: impairment of assets	-	968
EBITDA	21,321	21,909

Sales reported in Australian dollars decreased by 0.7% to \$110,384,000 for the current year compared to \$111,206,000 for the corresponding period last year (pcp), with good growth in the European markets offset by declines in Middle Eastern and Asian markets, and the continual decline in Amalgam product sales.

Key product category sales

Aesthetics sales continued to show good growth, up 4.4% on pcp. Aesthetics sales increased across all regions partly offset by a decline in Australian direct export sales down 10.2%. Whitening sales increased by 3.2% with good increases in the North American and Australian domestic markets. Equipment sales, SDI's smallest product category and largely a complimentary product, fell by 5.1%, reflecting a decrease in all markets apart from Brazil and Europe which saw strong increases 4.4% and 18.3% respectively. Amalgam sales decreased by 21.5%, reflecting significant declines in most markets.

Sales by business unit

The business unit performance reflects unfavourable currency movements and strong growth from the European and Brazilian business.

European sales were up 5.8% in local currencies, driven by demand for Aesthetic products in most European markets. North American sales decreased by 3.0% on pcp, primarily due to a 16.6% decline in Amalgam sales.

Australian sales, which include Australian domestic and direct export markets, were down by 10.5%, with Australian direct exports decreasing by 9.7% when adjusted for currency movements. These sales were impacted mainly by the reduction in sales from the Middle East and Asian regions.

Brazilian sales increased by 9.7% on pcp in local currencies due to Distributors returning to normal business after reducing their inventory in the pcp.

Gross profit margins

Product margins in Australian dollars increased by 80 bps to 62.9%, driven by operational efficiencies and strong growth in the Aesthetic products. Product and geographical sales mix also impacted gross margin, with sales growth in Aesthetics in the European market attracting higher product margins. Small delays in the implementation of planned new production machinery fell short the expected margin improvements in the year; however, it is expected that these benefits will flow through in the first half of the 2026 financial year.

Operating expenses

Operating expenses in Australian dollars were up 3.5% on pcp. After adjusting for currency movements operating expenses increased by 3.2% compared to pcp, reflecting ongoing inflationary pressures, particularly relating to employment costs and increased marketing expenditure on new product releases.

Tax expense

Tax expense decreased to 19.5% compared to 31.6% for the pcp reflecting the non-deductibility of asset impairments in the pcp, and after adjusting for a \$1.7 million tax expense benefit in the current financial year which related to a capital loss from the Brazilian operations. Normalised tax expense was 30.5%.

Balance sheet

Cash increased by \$2.7 million after investing \$4.1 million in property, plant and equipment, and \$4.4 million in product development expenditure, reducing inventory by \$1.0 million and reducing debt by \$7.1 million (\$4.0 million were funds received from the sale of a property) for the twelve months ending 30 June 2025. The Company has unused working capital bank facility of \$10 million, \$23 million of unused building construction facility, and \$9.0 million cash in bank.

SDI has a risk management framework ('Framework') that is reviewed annually by the Audit Committee. The risk management process that underlies this Framework sets a process for identifying, assessing, evaluating, and monitoring SDI's key risks, primarily achieved via internal six-monthly risk workshops. Material business risks that could have an adverse impact on SDI's future financial prospects include the following:

Amalgam product category	Amalgam sales represented 13.0% of total sales and it is expected that this product category will continue to decrease as it gets closer to its end of life in many markets. SDI has released a new Composite Amalgam replacement product which has been released in most markets. The United Nations have planned that Amalgam products will be phased out by 2030. Furthermore, Amalgam exports from the EU ceased on 1 January 2025, and imports into the EU will cease in 2027.
Foreign exchange risk	SDI exports approximately 90% of its products which are invoiced in various foreign currencies. The foreign currency exchange exposure is partially offset as SDI incurs approximately 40% of its operating expenses in foreign currencies. In addition to this, where possible the consolidated entity purchases raw materials in foreign currencies to further increase its natural hedge. Hedging instruments are considered when net foreign currency cash flows are in surplus.
Other risks	SDI manufactures substantially all of its products in Australia and exports approximately 90% of its products outside Australia. Its sales and operations are therefore subject to various other risks than already discussed above. These risks include: <ul style="list-style-type: none">- World economic conditions such as inflation or recession;- Tariffs and other barriers;- Supply chain issues delivering our products around the world as well as importing raw materials into Australia;- Compliance with foreign medical device manufacturing regulations;- Difficulty in enforcing agreements and collecting receivables through some foreign legal systems;- Inability to obtain import licences with regards to our suppliers and customers;- The impact of public health epidemics/pandemics on the global economy;- The impact of global geopolitical tensions and wars around the world;- Changes to import and export restrictions; and- Modification of other government policies and regulations which may affect the sale of our products or importation of raw materials in the future.

Significant changes in the state of affairs

On 17 January 2025, the property shown under current assets held for sale, located at 69 Power Road, Bayswater, Vic, 3153 was settled in full.

There were no other significant changes in the state of affairs of the consolidated entity during the financial year.

Matters subsequent to the end of the financial year

Apart from the dividend declared as discussed in note 22, no other matter or circumstance has arisen since 30 June 2025 that has significantly affected, or may significantly affect the consolidated entity's operations, the results of those operations, or the consolidated entity's state of affairs in future financial years.

Likely developments and expected results of operations

Information on likely developments in the operations of the consolidated entity and the expected results of operations has been included, where applicable, in the 'Review of operations' section above.

Environmental regulation

The consolidated entity holds licences issued by the Environmental Protection Authority, which specify limits for discharges to the environment arising from the consolidated entity's operations. These licences regulate the management of discharges to the air and stormwater run-off associated with the manufacturing operations as well as the storage of hazardous materials. The Directors are not aware of any breaches of the licence conditions during the year ended 30 June 2025 and up to the date of this report.

Information on Directors

Name: Jeffery James Cheetham OAM
Title: Chairman
Experience and expertise: Founder of SDI Limited.
Other current directorships: None
Former directorships (last 3 years): None
Special responsibilities: Chairman of the SDI Limited Board, member of the Audit Committee and member of the Remuneration Committee.
Interests in shares: 37,905 ordinary shares held directly and 54,470,242 ordinary shares held indirectly.

Name: Samantha Jane Cheetham
Title: Managing Director and Chief Executive Officer
Qualifications: Bachelor of Business (Banking and Finance), Master of Business Administration
Experience and expertise: Extensive experience in sales and marketing in Australia and overseas.
Other current directorships: Australian Dental Industry Association Director, International Dental Manufacturers President.
Former directorships (last 3 years): None
Interests in shares: 333,565 ordinary shares held directly and 25,708 ordinary shares held indirectly.

Name: John Joseph Slaviero
Title: Executive Director, Chief Operating Officer, Director of Finance and Company Secretary
Qualifications: Bachelor of Business, Certified Practising Accountant, Fellow of the Association of Taxation and Management Accountants
Experience and expertise: John has extensive finance and accounting experience in both the commercial and professional fields. Much of this experience was gained from working in senior finance and accounting roles in large multinational and medium size manufacturing companies.
Other current directorships: None
Former directorships (last 3 years): None
Special responsibilities: Company Secretary
Interests in shares: 31,689 ordinary shares held directly and 79,000 ordinary shares held indirectly.

Name: Dr Geoffrey Macdonald Knight AM
Title: Non-Executive Director
Qualifications: Bachelor of Dental Science, Master of Business Administration, Master of Science (London University), Doctor of Philosophy (Adelaide University), Adjunct Professor of Rural Health, La Trobe University.
Experience and expertise: Geoffrey is a world class dental scientist and has been a practising dentist. He is an Adjunct professor of rural oral health and has published numerous technical dentistry papers both locally and internationally and has held senior positions with the Australian Dental Association (Victorian Branch), Australian Society of Periodontology (Victorian Branch), Australian Society of Dental Aesthetics, the Society of Occlusal Studies, and other professional groups.
Other current directorships: None
Former directorships (last 3 years): None
Special responsibilities: Member of the Audit Committee and member of the Remuneration Committee.
Interests in shares: 165,516 ordinary shares held directly and 1,215,790 ordinary shares held indirectly.

Name: Gerald Allan Bullon
Title: Non-Executive Director
Qualifications: Fellow of the Australian Institute of Company Directors
Experience and expertise: Gerald has managed his own Investor Relations consultancy firm, Insor Pty Ltd, since 1996. He has been involved with several ASX initial public offerings including Australian Hospital Care Limited, Sigma Pharmaceuticals Limited and Nick Scali Limited. He has also held senior executive roles in a number of public companies.
Other current directorships: None
Former directorships (last 3 years): None
Special responsibilities: Member of the Audit Committee and Chairman of the Remuneration Committee.
Interests in shares: 400,000 ordinary shares held indirectly.

Name: Cameron Neil Allen
Title: Non-Executive Director
Qualifications: Master of Taxation (University of Melbourne), Bachelor of Business (Accounting) (Deakin University), Chartered Tax Adviser, Member of The Tax Institute (Australia) and Member of the Institute of Public Accountants (Australia).
Experience and expertise: Cameron is currently Managing Partner of Andersen in Australia, a member of Andersen Global. Prior to Andersen, Cameron was a tax partner at Deloitte Touche Tohmatsu, as well as holding a senior role at Ernst & Young. He has over 25 years' experience in advising large and small corporate organisations on domestic and international taxation and 'best practice' processes.

Other current directorships: None
Former directorships (last 3 years): None
Special responsibilities: Chairman of the Audit Committee and member of the Remuneration Committee.
Interests in shares: 10,000 ordinary shares held indirectly.

Name: Gerard Desmond Kennedy
Title: Non-Executive Director
Qualifications: Law Institute of Victoria, Barrister and Solicitor of the Supreme Court of Victoria and the High Court of Australia, Postgraduate Diploma in Commercial Law (Monash University) majoring in International Trade Law and International Banking and Finance Law, Notary Public and a Member of the Victorian Lawyers RPA Ltd
Experience and expertise: Gerard was a Special Council in the Law firm of Macpherson and Kelley Lawyers and has spent many years in advising clients on matters of mergers and acquisitions, contract, licensing, joint ventures, tenders, corporate governance and compliance, Corporation law and international trade.

Other current directorships: None
Former directorships (last 3 years): None
Special responsibilities: Member of the Audit Committee and member of the Remuneration Committee.
Interests in shares: 114,000 ordinary shares held indirectly.

'Other current directorships' quoted above are current directorships for listed entities only and excludes directorships of all other types of entities, unless otherwise stated.

'Former directorships (last 3 years)' quoted above are directorships held in the last 3 years for listed entities only and excludes directorships of all other types of entities, unless otherwise stated.

Company Secretary

John Joseph Slaviero is an Executive Director and Company Secretary. Details of John's experience and expertise are detailed in the 'Information on Directors' section above.

Meetings of Directors

The number of meetings of the Company's Board of Directors ('the Board') and of each Board committee held during the year ended 30 June 2025, and the number of meetings attended by each Director were:

	Full Board		Remuneration Committee		Audit Committee	
	Attended	Held	Attend	Held	Attend	Held
Jeffery James Cheetham	9	10	5	5	5	6
Samantha Jane Cheetham*	10	10	5	5	6	6
John Joseph Slaviero*	10	10	5	5	6	6
Dr Geoffrey Macdonald Knight	10	10	5	5	6	6
Gerald Allan Bullon	10	10	5	5	6	6
Cameron Neil Allen	10	10	5	5	6	6
Gerard Desmond Kennedy	10	10	5	5	6	6

Held: represents the number of meetings held during the time the Director held office or was a member of the relevant committee.

* Attended Remuneration & Audit Committee's by invitation.

Remuneration report (audited)

The remuneration report, which has been audited, outlines the key management personnel ('KMP') remuneration arrangements for the consolidated entity, in accordance with the requirements of the Corporations Act 2001 and its Regulations.

For the purposes of this report, KMP are defined as those persons having authority and responsibility for planning, directing and controlling the activities of the consolidated entity, directly or indirectly.

The remuneration report is set out under the following main headings:

- Principles used to determine the nature and amount of remuneration
- Details of remuneration
- Share-based compensation
- Additional information
- Additional disclosures relating to KMP

Principles used to determine the nature and amount of remuneration

The objective of the consolidated entity's executive reward framework is to ensure reward for performance is market competitive and appropriate for the results delivered. The framework aligns executive reward with the achievement of strategic objectives and the creation of value for shareholders, and it is considered to conform to the market best practice for delivery of reward.

The Board of Directors ('the Board') ensures that executive reward satisfies the following key criteria for good governance practices:

- competitiveness and reasonableness;
- acceptability to shareholders;
- performance linkage / alignment of executive compensation; and
- transparency.

The Remuneration Committee is responsible for determining and reviewing remuneration arrangements for its Directors and executives. The performance of the consolidated entity depends on the quality of its Directors and executives. The remuneration philosophy is to attract, motivate and retain high-performance and high-quality personnel.

The Remuneration Committee has structured an executive remuneration framework based on external remuneration reports that is market competitive and complementary to the reward strategy of the consolidated entity. The reward framework is designed to align executive reward to shareholders' interests. The Board has considered that it should seek to enhance shareholders' interests by:

- having economic profit as a core component of plan design;
- focusing on sustained growth in shareholder wealth, consisting of dividends and growth in share price, and delivering constant or increasing return on assets as well as focusing the executives on key non-financial drivers of value; and
- attracting and retaining high calibre executives.

Additionally, the reward framework should seek to enhance executives' interests by:

- rewarding capability and experience;
- reflecting competitive reward for contribution to growth in shareholder wealth; and
- providing a clear structure for earning rewards.

In accordance with best practice corporate governance, the structure of Non-Executive Directors' and Executive Directors' remuneration are separate.

Non-Executive Directors' remuneration

Fees and payments to Non-Executive Directors reflect the demands which are made on, and the responsibilities of these Directors. Non-Executive Directors' fees and payments are reviewed annually by the Remuneration Committee. The Remuneration Committee may, from time to time, receive advice from independent remuneration consultants to ensure Non-Executive Directors' fees and payments are appropriate and in line with the market. The Chairman's fees are determined independently to the fees of other Non-Executive Directors based on comparative roles in the external market. Non-Executive Directors do not receive share options or other incentives.

ASX listing rules require the aggregate Non-Executive Directors' remuneration be determined periodically by a general meeting. The most recent determination was at the Annual General Meeting held on 24 November 2022, where the shareholders approved an aggregate maximum remuneration of \$600,000 per annum.

Executive remuneration

The consolidated entity aims to reward Executives based on their position and responsibility, with a level and mix of remuneration which has both fixed and variable components.

The Executive remuneration and reward framework has the following components:

- base pay and non-monetary benefits;
- short-term performance incentives;
- long-term performance incentives; and
- other remuneration such as superannuation, annual leave and long service leave.

The combination of these comprises the Executive's total remuneration.

Fixed remuneration, consisting of base salary, superannuation and non-monetary benefits are reviewed annually by the Remuneration Committee based on individual responsibilities, the overall performance of the consolidated entity and comparable market remunerations. Executives may receive their fixed remuneration in the form of cash or other fringe benefits.

Short-term and long-term performance incentives for Executives is summarised in the following section.

Consolidated entity performance and link to remuneration

The short-term incentives ('STI') program is designed to link the achievement of the consolidated entity's operational targets with the remuneration received by the Executives responsible with meeting those targets. A summary of the plan is as follows:

- STI value of 10% or more pending Board approval of each executive's fixed remuneration is granted depending on the extent to which specific targets set at the beginning of the financial year are met;
- STI payments are proportionately made if the executive team achieve 90% of budgeted net profit after tax ('NPAT') for the half year and / or the full year, and the executives meet their individual key performance indicators ('KPIs') for these periods;
- If the executive team exceeds budgeted NPAT or the Board has directed and recognised individual performance they may receive an additional payment at the discretion of the Board; and
- All STI payments are made in the form of cash.

The aggregate pool of potential STI payments is approved by the Remuneration Committee. The Board, at its discretion, determines whether events which are uncontrollable by management have impacted on the actual earnings and therefore should be excluded from the calculation of NPAT in the year's STI hurdles.

The long-term incentives ('LTI') is designed to align Executives and shareholder interests by linking reward with key performance drivers that underpin long-term sustainable growth. A summary of the plan is as follows:

- A maximum yearly LTI value of up to 30% of each executive's fixed remuneration is granted depending on the extent to which specific targets set at the beginning of the financial year are met;
- Once the eligibility criteria has been met and the incentive has been approved, a three-year restriction period is enforceable before the employee can receive the payment in cash or shares as determined by the Board. During this restriction period the LTI is indexed based on the Company's share price. Any movement in the Company's share price from the date the LTI is approved will result in an increase or decrease in the value of the LTI when settled. The expectation is that these amounts will be settled in cash, which is in line with the consolidated entity's historical practices;
- If an Executive leaves the Company for any reason apart from redundancy, retirement or death, all incentives that fall within the restriction period are forfeited.
- The Non-Executive Directors of the Company have the absolute discretion to determine whether an incentive will be granted, and if so, to whom. The Board, at its discretion, may determine whether events which are uncontrollable by management have impacted on their performance, and therefore should be excluded from the pre-determined objectives for the year.

In determining the eligibility of the LTI, the following are also considered:

- The Executives must have had at least six months employment prior to being eligible;
- The overall performance of the Company;
- The Executives achieving their individual objectives and have complied with the Company's values for the year. These objectives are agreed at the beginning of the financial year and include individual departmental objectives which are aligned to achieving the Company's strategic plan and financial objectives.
- Strategic plan: Focus on new product development, achieve manufacturing and logistic efficiencies, investment in production automation, on-going investment in research and development, and development of an ESG platform.
- Financial objectives: Increase after tax profit (NPAT), dividend payment of at least 30% of NPAT, release one to two new products per year, with an overall objective of increasing Shareholder value.

Once an unqualified audit opinion is issued on the financial statements for the relevant period, the Board and the Audit Committee will assess any proposed executive STI and LTI payments. Any proposed executive STI and LTI payments will be referred to the Remuneration Committee for final approval prior to any payments being made.

Refer to the section 'Additional information' below for details of the earnings and total shareholders return for the last five years. The Remuneration Committee is of the opinion that the continued improved results can be attributed in part to the adoption of performance based compensation and is satisfied that this improvement will continue to increase shareholder wealth if maintained over the coming years.

During the financial year the Company did not engage any remuneration consultants.

Voting and comments made at the Company's 2024 Annual General Meeting ('AGM')

At the 2024 AGM, 98.41% of the eligible votes received supported the adoption of the remuneration report for the year ended 30 June 2024. The Company did not receive any specific feedback at the AGM regarding its remuneration practices.

Details of remuneration

Amounts of remuneration

Details of the remuneration of the KMP of the consolidated entity are set out in this section. The KMP of the consolidated entity consisted of the Directors of SDI Limited.

Changes since the end of the reporting period:

All KMP held their position for the full year and there have been no changes to the KMP since the close of the reporting period.

	Short-term benefits			Post-employment benefits	Long-term benefits		Share-based payments	Total
	Cash salary and fees*	STI bonus	Annual Leave	Super-annuation	Long Service Leave	LTI bonus**	Cash-settled	
2025	\$	\$	\$	\$	\$	\$	\$	\$
<i>Non-Executive Directors:</i>								
Dr G M Knight	82,200	-	-	9,453	-	-	-	91,653
G A Bullon	82,200	-	-	9,453	-	-	-	91,653
C N Allen	91,653	-	-	-	-	-	-	91,653
G D Kennedy	82,200	-	-	9,453	-	-	-	91,653
J J Cheetham	176,980	-	-	-	-	-	-	176,980
<i>Executive Directors:</i>								
S J Cheetham	478,390	211,755	51,774	98,571	8,974	106,244	-	955,708
J J Slaviero	443,382	194,727	47,610	91,042	8,252	97,699	-	882,712
	1,437,005	406,482	99,384	217,972	17,226	203,943	-	2,382,012

* Cash salary and fees includes cash payments relating to annual leave entitlements.

** Includes the LTI relating to current and historical financial periods that has vested in the current year. The LTI will be paid in future periods in accordance with the LTI plan.

As at 30 June 2025 the remaining unvested portion of LTI was \$248,850.

	Short-term benefits			Post-employment benefits	Long-term benefits		Share-based payments	Total
	Cash salary and fees*	STI bonus	Annual Leave	Super-annuation	Long Service Leave	LTI bonus**	Cash-settled	
2024	\$	\$	\$	\$	\$	\$	\$	\$
<i>Non-Executive Directors:</i>								
Dr G M Knight	79,805	-	-	8,779	-	-	-	88,584
G A Bullon	79,805	-	-	8,779	-	-	-	88,584
C N Allen	88,584	-	-	-	-	-	-	88,584
G D Kennedy	79,805	-	-	8,779	-	-	-	88,584
J J Cheetham	171,825	-	-	-	-	-	-	171,825
<i>Executive Directors:</i>								
S J Cheetham	481,256	51,515	50,266	73,257	8,713	74,226	-	739,233
J J Slaviero	419,194	47,372	46,224	64,796	8,012	68,257	-	653,855
	1,400,274	98,887	96,490	164,390	16,725	142,483	-	1,919,249

* Cash salary and fees includes cash payments relating to annual leave entitlements.

** Includes the LTI relating to current and historical financial periods that has vested in the current year. The LTI will be paid in future periods in accordance with the LTI plan.

As at 30 June 2024 the remaining unvested portion of LTI was \$167,662.

The proportion of remuneration linked to performance and the fixed proportion are as follows:

Name	Fixed remuneration		At risk - STI		At risk - LTI	
	2025	2024	2025	2024	2025	2024
<i>Non-Executive Directors:</i>						
Dr G M Knight	100%	100%	-	-	-	-
G A Bullon	100%	100%	-	-	-	-
C N Allen	100%	100%	-	-	-	-
G D Kennedy	100%	100%	-	-	-	-
J J Cheetham	100%	100%	-	-	-	-
<i>Executive Directors:</i>						
S J Cheetham	60%	70%	10%	10%	30%	20%
J J Slaviero	60%	70%	10%	10%	30%	20%

The proportion of the cash bonus paid/payable or forfeited is as follows:

Name	Cash bonus paid/payable		Cash bonus forfeited	
	2025	2024	2025	2024
<i>Executive Directors:</i>				
S J Cheetham	10%	10%	-	-
J J Slaviero	10%	10%	-	-

Share-based compensation

Issue of shares

There were no shares issued to Directors and other KMP as part of compensation during the year ended 30 June 2025.

Options

There were no options over ordinary shares issued to Directors and other KMP as part of compensation that were outstanding as at 30 June 2025.

There were no options over ordinary shares granted to or vested by Directors and other KMP as part of compensation during the year ended 30 June 2025.

Additional information

The earnings of the consolidated entity for the five years to 30 June 2025 are summarised below:

	2025	2024	2023	2022	2021
	\$'000	\$'000	\$'000	\$'000	\$'000
Sales revenue and other income	110,384	111,206	107,855	95,151	81,670
Profit before income tax	15,102	15,238	10,690	10,139	12,208
Profit after income tax	12,160	10,421	7,056	7,281	8,941

The factors that are considered to affect total shareholders return ("TSR") are summarised below:

	2025	2024	2023	2022	2021
Share price at financial year end (\$)	0.84	0.79	0.83	0.80	0.91
Total dividends paid (cents per share)	3.40	3.40	3.25	3.25	3.15
Basic earnings per share (cents per share)	10.23	8.77	5.94	6.13	7.52
Diluted earnings per share (cents per share)	10.23	8.77	5.94	6.13	7.52

Additional disclosures relating to KMP

Shareholding

The number of shares in the Company held during the financial year by each Director and other members of KMP of the consolidated entity, including their personally related parties, is set out below:

	Balance at the start of the year	Received as part of remuneration	Additions	Disposals/ other	Balance at the end of the year
Ordinary shares					
J J Cheetham	54,508,147	-	-	-	54,508,147
S J Cheetham	359,273	-	-	-	359,273
J J Slaviero	110,689	-	-	-	110,689
Dr G M Knight	1,381,306	-	-	-	1,381,306
G A Bullon	400,000	-	-	-	400,000
C N Allen	10,000	-	-	-	10,000
G D Kennedy	114,000	-	-	-	114,000
	56,883,415	-	-	-	56,883,415

Other transactions with KMP and their related parties

Provision of consulting services by:

- Anderson Services Pty Ltd (formerly A&A Tax Legal Consulting Pty Ltd), a company controlled by Director, C N Allen amounted to \$27,652 (30 June 2024: \$23,475).
- Director, G D Kennedy amounted to \$5,372 (30 June 2024: \$7,408).

All transactions were made on normal commercial terms and conditions and at market rates.

This concludes the remuneration report, which has been audited.

Shares under option

There were no unissued ordinary shares of SDI Limited under option outstanding at the date of this report.

Shares issued on the exercise of options

There were no ordinary shares of SDI Limited issued on the exercise of options during the year ended 30 June 2025 and up to the date of this report.

Indemnity and insurance of officers

The Company has indemnified the Directors and Executives of the Company for costs incurred, in their capacity as a Director or Executive, for which they may be held personally liable, except where there is a lack of good faith.

During the financial year, the Company paid a premium in respect of a contract to insure the Directors and executives of the Company against a liability to the extent permitted by the Corporations Act 2001. The contract of insurance prohibits disclosure of the nature of the liability and the amount of the premium.

Indemnity and insurance of auditor

The Company has not, during or since the end of the financial year, indemnified or agreed to indemnify the Auditor of the Company or any related entity against a liability incurred by the auditor.

During the financial year, the Company has not paid a premium in respect of a contract to insure the Auditor of the Company or any related entity.

Proceedings on behalf of the Company

No person has applied to the Court under section 237 of the Corporations Act 2001 for leave to bring proceedings on behalf of the Company, or to intervene in any proceedings to which the Company is a party for the purpose of taking responsibility on behalf of the Company for all or part of those proceedings.

Non-audit services

Details of the amounts paid or payable to the auditor for non-audit services provided during the financial year by the auditor are outlined in note 24 to the financial statements.

The Directors are satisfied that the provision of non-audit services during the financial year, by the auditor (or by another person or firm on the auditor's behalf), is compatible with the general standard of independence for auditors imposed by the Corporations Act 2001.

The Directors are of the opinion that the services as disclosed in note 24 to the financial statements do not compromise the external auditor's independence requirements of the Corporations Act 2001 for the following reasons:

- all non-audit services have been reviewed and approved to ensure that they do not impact the integrity and objectivity of the auditor; and
- none of the services undermine the general principles relating to auditor independence as set out in APES 110 Code of Ethics for Professional Accountants (including Independence Standards) issued by the Accounting Professional and Ethical Standards Board, including reviewing or auditing the auditor's own work, acting in a management or decision-making capacity for the Company, acting as advocate for the Company or jointly sharing economic risks and rewards.

Officers of the Company who are former partners of Deloitte Touche Tohmatsu

There are no officers of the Company who were former audit partners of Deloitte Touche Tohmatsu. Cameron Neil Allen was a former tax partner of Deloitte Touche Tohmatsu. Refer to 'Information on Directors' for further details.

Rounding of amounts


The Company is of a kind referred to in ASIC Corporations (Rounding in Financial / Directors' Reports) Instrument 2016/191, issued by the Australian Securities and Investments Commission, relating to 'rounding-off'. Amounts in this report have been rounded off in accordance with that Corporations Instrument to the nearest thousand dollars, or in certain cases, the nearest dollar.

Auditor's independence declaration

A copy of the auditor's independence declaration as required under section 307C of the Corporations Act 2001 is set out immediately after this Directors' report.

This report is made in accordance with a resolution of Directors, pursuant to section 298(2)(a) of the Corporations Act 2001.

On behalf of the Directors



Samantha Jane Cheetham
Managing Director

25 September 2025
Melbourne

25 September 2025

The Board of Directors
SDI Limited
5-7 Brunsdon Street
Bayswater VIC 3153

Dear Board Members

SDI Limited

In accordance with section 307C of the *Corporations Act 2001*, I am pleased to provide the following declaration of independence to the Directors of SDI Limited.

As lead audit partner for the audit of the financial report of SDI Limited for the year ended 30 June 2025, I declare that to the best of my knowledge and belief, there have been no contraventions of:

- The auditor independence requirements of the *Corporations Act 2001* in relation to the audit; and
- Any applicable code of professional conduct in relation to the audit.

Yours faithfully


DELOITTE TOUCHE TOHMATSU



Rachel Smith
Partner
Chartered Accountants

For personal use only

SDI Limited
Consolidated statement of profit or loss and other comprehensive income
For the year ended 30 June 2025



	Note	Consolidated 2025 \$'000	2024 \$'000
Revenue			
Sales revenue	5	110,384	111,206
Cost of goods sold		(41,006)	(42,168)
Gross profit		69,378	69,038
Other gains/(losses)			
Other gains/(losses)	6	1,026	(166)
Interest income		15	19
Expenses			
Selling and administration expenses		(50,462)	(47,468)
Research and development costs		(1,635)	(1,151)
Impairment of receivables	11	(10)	(27)
Impairment of other assets	7	-	(968)
Other expenses		(1,835)	(2,504)
Finance costs	7	(1,375)	(1,535)
Total expenses		(55,317)	(53,653)
Profit before income tax expense			
		15,102	15,238
Income tax expense	8	(2,942)	(4,817)
Profit after income tax expense for the year attributable to the owners of SDI Limited			
		12,160	10,421
Other comprehensive income			
<i>Items that may be reclassified subsequently to profit or loss</i>			
Exchange differences arising on translation of foreign controlled entities		924	(674)
Other comprehensive income for the year, net of tax		924	(674)
Total comprehensive income for the year attributable to the owners of SDI Limited			
		13,084	9,747
		Cents	Cents
Basic earnings per share	10	10.23	8.77
Diluted earnings per share	10	10.23	8.77

The above consolidated statement of profit or loss and other comprehensive income should be read in conjunction with the accompanying notes

	Note	Consolidated 2025 \$'000	2024 \$'000
Assets			
Current assets			
Cash and cash equivalents	9	8,981	6,275
Trade and other receivables	11	20,886	21,045
Inventories	12	27,788	28,748
Prepayments		3,086	3,781
		<u>60,741</u>	<u>59,849</u>
Assets classified as held for sale	13	-	4,837
Total current assets		<u>60,741</u>	<u>64,686</u>
Non-current assets			
Property, plant and equipment	14	45,437	43,643
Right-of-use assets	15	1,557	1,631
Intangibles	16	33,456	30,564
Deferred tax asset	8	7	137
Total non-current assets		<u>80,457</u>	<u>75,975</u>
Total assets		<u>141,198</u>	<u>140,661</u>
Liabilities			
Current liabilities			
Trade and other payables	17	11,517	11,616
Borrowings	18	1,726	7,818
Lease liabilities	19	708	657
Provision for income tax	8	2,385	1,663
Employee benefits		3,988	3,957
Total current liabilities		<u>20,324</u>	<u>25,711</u>
Non-current liabilities			
Borrowings	18	14,300	15,300
Lease liabilities	19	648	1,004
Deferred tax liability	8	2,961	4,401
Employee benefits		291	271
Total non-current liabilities		<u>18,200</u>	<u>20,976</u>
Total liabilities		<u>38,524</u>	<u>46,687</u>
Net assets		<u>102,674</u>	<u>93,974</u>
Equity			
Issued capital	20	12,890	12,890
Reserves	21	2,416	1,835
Retained profits		87,368	79,249
Total equity		<u>102,674</u>	<u>93,974</u>

The above consolidated statement of financial position should be read in conjunction with the accompanying notes

Consolidated	Issued capital \$'000	Reserves \$'000	Retained profits \$'000	Total equity \$'000
Balance at 1 July 2023	12,890	2,335	72,691	87,916
Profit after income tax expense for the year	-	-	10,421	10,421
Other comprehensive loss for the year, net of tax	-	(674)	-	(674)
Total comprehensive income for the year	-	(674)	10,421	9,747
<i>Transactions with owners in their capacity as owners:</i>				
Capital reserve	-	174	-	174
Dividends paid (note 22)	-	-	(3,863)	(3,863)
Balance at 30 June 2024	12,890	1,835	79,249	93,974

Consolidated	Issued capital \$'000	Reserves \$'000	Retained profits \$'000	Total equity \$'000
Balance at 1 July 2024	12,890	1,835	79,249	93,974
Profit after income tax expense for the year	-	-	12,160	12,160
Other comprehensive gain for the year, net of tax	-	924	-	924
Total comprehensive income for the year	-	924	12,160	13,084
<i>Transactions with owners in their capacity as owners:</i>				
Capital reserve	-	(343)	-	(343)
Dividends paid (note 22)	-	-	(4,041)	(4,041)
Balance at 30 June 2025	12,890	2,416	87,368	102,674

	Note	Consolidated 2025 \$'000	2024 \$'000
Cash flows from operating activities			
Receipts from customers		112,769	111,938
Payments to suppliers and employees		(88,693)	(93,810)
		24,076	18,128
Interest received		15	19
Interest and other finance costs paid		(1,375)	(1,535)
Income taxes paid		(3,530)	(2,285)
Net cash from operating activities	30	19,186	14,327
Cash flows from investing activities			
Payments for property, plant and equipment		(4,069)	(5,337)
Payments for intangibles		(4,816)	(4,960)
Proceeds from disposal of property, plant and equipment		4,716	1,521
Net cash used in investing activities		(4,169)	(8,776)
Cash flows from financing activities			
Repayment of borrowings	30	(8,121)	(1,002)
Repayment of lease liabilities	30	(918)	(469)
Dividends paid	22	(4,041)	(3,863)
Proceeds from borrowings	30	1,029	-
Net cash used in financing activities		(12,051)	(5,334)
Net increase in cash and cash equivalents		2,966	217
Cash and cash equivalents at the beginning of the financial year		6,275	6,022
Effects of exchange rate changes on cash and cash equivalents		(260)	36
Cash and cash equivalents at the end of the financial year	9	8,981	6,275

The above consolidated statement of cash flows should be read in conjunction with the accompanying notes

Note 1. General information

The financial statements cover SDI Limited as a consolidated entity comprising of SDI Limited ('Company' or 'parent entity') and its subsidiaries (collectively referred to as the 'consolidated entity').

SDI Limited is a listed public company limited by shares, incorporated and domiciled in Australia. Its registered office and principal place of business are:

Registered office

5 - 9 Brunsdon Street
Bayswater VIC 3153

Principal place of business

3 - 15 Brunsdon Street
Bayswater VIC 3153

A description of the nature of the consolidated entity's operations and its principal activities are included in the Directors' report, which is not part of the financial statements.

The financial statements were authorised for issue, in accordance with a resolution of Directors, on 25 September 2025. The Directors have the power to amend and reissue the financial statements.

Note 2. Material accounting policy information

The accounting policies that are material to the consolidated entity are set out either in the respective notes or below. The accounting policies adopted are consistent with those of the previous financial year, unless otherwise stated.

New and amended Accounting Standards and Interpretations adopted

The consolidated entity has adopted all new and amended Accounting Standards and Interpretations issued by the Australian Accounting Standards Board ('AASB') that are relevant to its operations and effective for the current reporting period. The adoption of these Accounting Standards and Interpretations did not have any significant impact on the financial performance or position of the consolidated entity. The most relevant amendment to the consolidated entity is:

- AASB 2020-1 Amendments to Australian Accounting Standards – Classification of Liabilities as Current or Non-Current and AASB 2022-6 Amendments to Australian Accounting Standards - Non-current Liabilities with Covenants. Clarifies when liabilities should be presented as current or non-current in the statement of financial position, including the impact of covenants on that classification. Requires additional disclosures about the risk that non-current liabilities could become payable within twelve months after the reporting period because of the difficulties with complying with the covenants. The amendments did not impact the classification of the Group's financial liabilities. Disclosures about covenants the Group is required to comply with are provided in Note 18.

Any other new or amended Accounting Standards or Interpretations that are not yet mandatory have not been early adopted.

Basis of preparation

These general purpose financial statements have been prepared in accordance with Australian Accounting Standards and Interpretations issued by the Australian Accounting Standards Board ('AASB') and the Corporations Act 2001, as appropriate for for-profit oriented entities. These financial statements also comply with International Financial Reporting Standards ('IFRS') Accounting Standards as issued by the International Accounting Standards Board ('IASB').

Historical cost convention

The financial statements have been prepared under the historical cost convention.

Parent entity information

In accordance with the Corporations Act 2001, these financial statements present the results of the consolidated entity only. Supplementary information about the parent entity is disclosed in note 32.

Principles of consolidation

The consolidated financial statements incorporate the assets and liabilities of all subsidiaries of SDI Limited as at 30 June 2025 and the results of all subsidiaries for the year then ended.

Note 2. Material accounting policy information (continued)

Subsidiaries are all those entities over which the consolidated entity has control. The consolidated entity controls an entity when the consolidated entity is exposed to, or has rights to, variable returns from its involvement with the entity and has the ability to affect those returns through its power to direct the activities of the entity. Subsidiaries are fully consolidated from the date on which control is transferred to the consolidated entity. They are de-consolidated from the date that control ceases.

Intercompany transactions, balances and unrealised gains on transactions between entities in the consolidated entity are eliminated. Unrealised losses are also eliminated unless the transaction provides evidence of the impairment of the asset transferred. Accounting policies of subsidiaries have been changed where necessary to ensure consistency with the policies adopted by the consolidated entity.

The acquisition of subsidiaries is accounted for using the acquisition method of accounting. A change in ownership interest, without the loss of control, is accounted for as an equity transaction, where the difference between the consideration transferred and the book value of the share of the non-controlling interest acquired is recognised directly in equity attributable to the parent.

Where the consolidated entity loses control over a subsidiary, it derecognises the assets including goodwill, liabilities and non-controlling interest in the subsidiary together with any cumulative translation differences recognised in equity. The consolidated entity recognises the fair value of the consideration received and the fair value of any investment retained together with any gain or loss in profit or loss.

Foreign currency translation

The financial statements are presented in Australian dollars, which is SDI Limited's functional and presentation currency. The functional currencies of foreign operations are the currencies where they operate, being Euro, United States dollars, Brazilian real and British Pound Sterling.

Foreign currency transactions

Foreign currency transactions are translated into the Company's functional currency using the exchange rates prevailing at the dates of the transactions. Foreign exchange gains and losses resulting from the settlement of such transactions and from the translation at financial year-end exchange rates of monetary assets and liabilities denominated in foreign currencies are recognised in profit or loss.

Foreign operations

The assets and liabilities of foreign operations are translated into Australian dollars using the exchange rates at the reporting date. The revenues and expenses of foreign operations are translated into Australian dollars using the average exchange rates, which approximate the rates at the dates of the transactions, for the period. Non-monetary items that are measured in terms of historical cost in a foreign currency are not retranslated. Exchange differences on monetary items are recognised in profit or loss in the period in which they arise except for exchange differences on monetary items receivable from or payable to a foreign operation for which settlement is neither planned nor likely to occur (therefore forming part of the net investment in the foreign operation), which are recognised initially in other comprehensive income and reclassified from equity to profit or loss on repayment of the monetary items.

The foreign currency reserve is recognised in profit or loss when the foreign operation or net investment is disposed of.

Interest

Interest revenue is recognised as interest accrues using the effective interest method. This is a method of calculating the amortised cost of a financial asset and allocating the interest income over the relevant period using the effective interest rate, which is the rate that exactly discounts estimated future cash receipts through the expected life of the financial asset to the net carrying amount of the financial asset.

Borrowing costs

Borrowing costs directly attributable to the acquisition, construction or production of qualifying assets, which are assets that necessarily take a substantial period of time to get ready for their intended use or sale, are added to the cost of those assets, until such time as the assets are substantially ready for their intended use or sale. All other borrowing costs are recognised in profit or loss in the period in which they are incurred.

Government grants

Government grants are not recognised until there is reasonable assurance that the consolidated entity will comply with the conditions attaching to them and that the grants will be received.

Note 2. Material accounting policy information (continued)

Government grants are recognised in profit or loss on a systematic basis over the periods in which the consolidated entity recognises as expenses the related costs for which the grants are intended to compensate. Specifically, government grants whose primary condition is that the consolidated entity should purchase, construct or otherwise acquire non-current assets (including property, plant and equipment) are recognised in the consolidated statement of financial position and transferred to profit or loss on a systematic and rational basis over the useful lives of the related assets. The Company received \$168,000 of capital grants for the construction of research and development during the financial year ended 30 June 2025 (2024: \$150,000). The asset will be amortised into the statement of profit or loss and other comprehensive income in accordance with the consolidated entity's accounting policy. Refer to note 16.

Research and development expense

Expenditure during the research phase of a project is expensed to profit or loss when incurred. Expenditure incurred in the development phase of a project is capitalised as an intangible asset when the criteria for capitalisation has been satisfied (refer to note 16 for accounting policy for intangible assets). Development costs are expensed to profit or loss when it cannot be demonstrated that it is probable that the expenditure results in the control of future economic benefits.

Current and non-current classification

Assets and liabilities are presented in the statement of financial position based on current and non-current classification.

An asset is current when it is expected to be realised or intended to be sold or consumed in the consolidated entity's normal operating cycle; it is held primarily for the purpose of trading if it is expected to be realised within 12 months after the reporting period or the asset is cash or cash equivalent unless restricted from being exchanged or used to settle a liability for at least 12 months after the reporting period. All other assets are classified as non-current.

A liability is current when it is expected to be settled in the consolidated entity's normal operating cycle; it is held primarily for the purpose of trading; it is due to be settled within 12 months after the reporting period or there is no right to defer the settlement of the liability for at least 12 months after the reporting period. All other liabilities are classified as non-current.

Assets or disposal groups classified as held for sale

Non-current assets and assets of disposal groups are classified as held for sale if their carrying amount will be recovered principally through a sale transaction rather than through continued use. They are measured at the lower of their carrying amount and fair value less costs of disposal. For non-current assets or assets of disposal groups to be classified as held for sale, they must be available for immediate sale in their present condition and their sale must be highly probable.

An impairment loss is recognised for any initial or subsequent write down of the non-current assets and assets of disposal groups to fair value less costs of disposal. A gain is recognised for any subsequent increases in fair value less costs of disposal of a non-current assets and assets of disposal groups, but not in excess of any cumulative impairment loss previously recognised.

Non-current assets are not depreciated or amortised while they are classified as held for sale. Interest and other expenses attributable to the liabilities of assets held for sale continue to be recognised.

Non-current assets classified as held for sale and the assets of disposal groups classified as held for sale are presented separately on the face of the statement of financial position, in current assets. The liabilities of disposal groups classified as held for sale are presented separately on the face of the statement of financial position, in current liabilities.

Impairment of non-financial assets

Intangible assets that have an indefinite useful life are not subject to amortisation and are tested annually for impairment, or more frequently if events or changes in circumstances indicate that they might be impaired. Other non-financial assets are reviewed for impairment whenever events or changes in circumstances indicate that the carrying amount may not be recoverable. An impairment loss is recognised for the amount by which the asset's carrying amount exceeds its recoverable amount.

Recoverable amount is the higher of an asset's fair value less costs of disposal and value-in-use. The value-in-use is the present value of the estimated future cash flows relating to the asset using a pre-tax discount rate specific to the asset or cash-generating unit to which the asset belongs. Assets that do not have independent cash flows are grouped together to form a cash-generating unit.

Note 2. Material accounting policy information (continued)

Employee benefits

Short-term employee benefits

Liabilities for wages and salaries, including non-monetary benefits, annual leave and long service leave expected to be settled within 12 months of the reporting date is measured at the amounts expected to be paid when the liabilities are settled.

Other long-term employee benefits

The liability for annual leave, long service leave and other long term employee benefits not expected to be settled within 12 months of the reporting date are measured as the present value of expected future payments to be made in respect of services provided by employees up to the reporting date. Consideration is given to expected future wage and salary levels, experience of employee departures and periods of service. Expected future payments are discounted using market yields at the reporting date on high quality corporate bonds with terms to maturity and currency that match, as closely as possible, the estimated future cash outflows

Contributions superannuation expense

Company superannuation guarantee contributions to employ superannuation plans are expensed in the period in which they are incurred.

Rounding of amounts

The Company is of a kind referred to in ASIC Corporations (Rounding in Financial / Directors' Reports) Instrument 2016/191, issued by the Australian Securities and Investments Commission, relating to 'rounding-off'. Amounts in this report have been rounded off in accordance with that Corporations Instrument to the nearest thousand dollars, or in certain cases, the nearest dollar.

Note 3. Critical accounting judgements, estimates and assumptions

The preparation of the financial statements requires management to make judgements, estimates and assumptions that affect the reported amounts in the financial statements. Management continually evaluates its judgements and estimates in relation to assets, liabilities, contingent liabilities, revenue and expenses. Management bases its judgements, estimates and assumptions on historical experience and on other various factors, including expectations of future events, management believes to be reasonable under the circumstances. The resulting accounting judgements and estimates will seldom equal the related actual results. The judgements, estimates and assumptions that have a significant risk of causing a material adjustment to the carrying amounts of assets and liabilities (refer to the respective notes) within the next financial year are discussed below.

Sustainability-related disclosures

The operations of the consolidated entity are exposed to climate-related risks and opportunities. Judgement has been exercised in considering the impacts that climate-related risks and opportunities have had, or may have, on the consolidated entity based on known information. The consolidated entity discloses estimates of the anticipated financial effects of these risks and opportunities in the sustainability report, which is not part of the financial statements. Other than as addressed in the sustainability report, there does not currently appear to be either any significant impact upon the financial statements or any significant uncertainties with respect to events or conditions which may impact the consolidated entity unfavourably as at the reporting date or subsequently as a result of climate-related risks and opportunities.

Estimation of useful lives of assets

The consolidated entity determines the estimated useful lives and related depreciation and amortisation charges for its property, plant and equipment and finite life intangible assets. The useful lives could change significantly as a result of future laws and regulations, product lifecycles, market demand, technical innovations or related dentistry techniques. The depreciation and amortisation charge will increase where the useful lives are less than previously estimated, whereas technically obsolete or non-strategic assets that have been abandoned or sold are impaired or written down. (Refer to notes 14 and 16).

Impairment of finite life non-financial assets

The consolidated entity assesses impairment of finite life non-financial assets at each reporting date by evaluating conditions specific to the consolidated entity and to the particular asset that may lead to impairment. If an impairment trigger exists, the recoverable amount of the asset is determined. This involves assessing the value of the asset at fair value less costs of disposal and using value-in-use models which incorporate a number of key estimates and assumptions. Refer to note 16.

Note 3. Critical accounting judgements, estimates and assumptions (continued)

Capitalisation of development costs

Expenditure incurred on the development phase of the consolidated entity's research projects are capitalised as intangible assets when the recognition criteria detailed in the accounting policy for intangible assets has been met. Significant judgement is involved in assessing whether the carrying value of such assets can be recovered through subsequent commercialisation and involves consideration as to the ability to patent or trademark the intellectual property and successfully market related products in a competitive market. The carrying values of such assets are continually reviewed for indicators of impairment which also requires judgement. Refer note 16.

Note 4. Operating segments

Identification of reportable operating segments

The consolidated entity's operations consist of the manufacture of dental restorative products, teeth whitening systems and small dental equipment for sale to dental distributors, dental dealers and dentists worldwide.

Operating segments are determined using the 'management approach', where the information presented is on the same basis as the internal reports reviewed by the Board of Directors (identified as the Chief Operating Decision Makers ('CODM')) in assessing performance and in determining the allocation of resources. The consolidated entity comprises four separate reportable operating segments which are primarily identified on the basis of subsidiary companies in different geographical markets.

The CODM reviews segment results before tax, depreciation and amortisation, intersegment adjustments, interest revenue and finance costs. The accounting policies adopted for internal reporting to the CODM are consistent with those adopted in the financial statements.

Reportable segments

The consolidated entity's reportable segments are as follows:

Australia:	SDI Limited
Europe:	SDI Germany GmbH (Germany) and SDI Dental Innovations Limited (United Kingdom)
USA:	SDI (North America), Inc.
Brazil:	SDI Brasil Industria e Comercio Ltda and SDI Holdings Do Brazil Ltda

Intersegment transactions

The segment revenues, expenses and results include transfers between segments. The pricing of the intersegment transactions is based on cost plus an appropriate mark-up, which reflects market conditions of the segment into which the sales are made. These transfers are eliminated on consolidation.

Intersegment receivables, payables and loans

Intersegment loans are initially recognised at the consideration received. Intersegment loans receivable and loans payable that earn or incur non-market interest are not adjusted to fair value based on market interest rates. Intersegment loans are eliminated on consolidation.

Major customers

The consolidated entity has a number of customers to whom it sells products. No single customer represents 10% or more of the consolidated entity's revenue.

Note 4. Operating segments (continued)

Operating segment information

Consolidated - 2025	Australia \$'000	Europe \$'000	USA \$'000	Brazil \$'000	Total \$'000
Revenue					
Sales to external customers	32,820	44,649	24,308	8,607	110,384
Intersegment sales	30,393	6,871	-	-	37,264
Total sales revenue	63,213	51,520	24,308	8,607	147,648
Total segment revenue	63,213	51,520	24,308	8,607	147,648
Intersegment eliminations					(37,264)
Total revenue					110,384
Segment results before tax and adjustments					
Intersegment adjustments	(2,548)	-	-	-	(2,548)
Depreciation and amortisation	(4,027)	(507)	(209)	(116)	(4,859)
Interest revenue	10	1	-	4	15
Finance costs	(1,341)	(18)	(9)	(7)	(1,375)
Profit before income tax expense	12,028	1,765	725	584	15,102
Income tax expense					(2,942)
Profit after income tax expense					12,160
Assets					
Segment assets	125,963	20,987	8,763	7,047	162,760
Intersegment eliminations					(21,562)
Total assets					141,198
Liabilities					
Segment liabilities	32,412	14,733	1,374	4,802	53,321
Intersegment eliminations					(14,797)
Total liabilities					38,524

Note 4. Operating segments (continued)

Consolidated - 2024	Australia \$'000	Europe \$'000	USA \$'000	Brazil \$'000	Total \$'000
Revenue					
Sales to external customers	36,349	41,333	24,686	8,838	111,206
Intersegment sales	29,907	5,910	-	-	35,817
Total sales revenue	66,256	47,243	24,686	8,838	147,023
Total segment revenue	66,256	47,243	24,686	8,838	147,023
Intersegment eliminations					(35,817)
Total revenue					111,206
Segment results before tax and adjustments					
Intersegment adjustments	(3,390)	-	-	-	(3,390)
Impairment of assets	(499)	-	-	(469)	(968)
Depreciation and amortisation	(3,594)	(320)	(178)	(95)	(4,187)
Interest revenue	15	-	-	4	19
Finance costs	(1,512)	(15)	(2)	(6)	(1,535)
Profit before income tax expense	12,150	1,498	753	837	15,238
Income tax expense					(4,817)
Profit after income tax expense					10,421
Assets					
Segment assets	127,027	16,681	8,099	6,969	158,776
Intersegment eliminations					(18,115)
Total assets					140,661
Liabilities					
Segment liabilities	41,300	12,295	1,047	5,187	59,829
Intersegment eliminations					(13,142)
Total liabilities					46,687

Accounting policy for operating segments

Operating segments are determined using the 'management approach', where the information presented is on the same basis as the internal reports provided to the CODM. The CODM is responsible for the allocation of resources to operating segments and assessing their performance.

Note 5. Sales revenue

	Consolidated 2025 \$'000	2024 \$'000
Sales revenue	110,384	111,206

Note 5. Sales revenue (continued)

	Consolidated	
	2025	2024
	\$'000	\$'000
<i>Major product lines</i>		
Aesthetics	57,785	55,324
Amalgam	14,405	18,348
Equipment	6,199	6,532
Whitening	31,995	31,002
	110,384	111,206
	110,384	111,206
<i>Timing of revenue recognition</i>		
Goods transferred at a point in time	110,384	111,206

Refer to note 4 for disaggregation of revenue from contracts with customers based on geographical regions.

Accounting policy for revenue recognition

The consolidated entity recognises revenue as follows:

Revenue from contracts with customers

Revenue is recognised at an amount that reflects the consideration to which the consolidated entity is expected to be entitled in exchange for transferring goods or services to a customer. For each contract with a customer, the consolidated entity: identifies the contract with a customer; identifies the performance obligations in the contract; determines the transaction price which takes into account estimates of variable consideration and the time value of money; allocates the transaction price to the separate performance obligations on the basis of the relative stand-alone selling price of each distinct good or service to be delivered; and recognises revenue when or as each performance obligation is satisfied in a manner that depicts the transfer to the customer of the goods or services promised.

Sales revenue

Sales revenue is recognised at the point of sale when the customer obtains control of the goods, either on delivery or shipment which is assessed based on the terms and conditions present in the contract with the customer. Amounts disclosed as revenue are net of sales returns and trade discounts.

Note 6. Other gains/(losses)

	Consolidated	
	2025	2024
	\$'000	\$'000
Net foreign exchange gain/(loss)	810	(691)
Net (loss)/gain on disposal of property, plant and equipment	(148)	216
Other	364	309
	1,026	(166)
Other gains/(losses)	1,026	(166)

Note 7. Expenses



Consolidated
2025 **2024**
\$'000 **\$'000**

Profit before income tax includes the following specific expenses:

Depreciation

Buildings	198	144
Plant and equipment	2,050	1,876
Right-of-use assets	687	453
	2,935	2,473

Total depreciation

Amortisation

Product development costs	1,251	1,063
Intellectual property	673	651
	1,924	1,714

Total amortisation

Total depreciation and amortisation

4,859 4,187

Impairment

Buildings (note 13)	-	499
Other receivables	-	469
	-	968

Total impairment

Employee benefit expense

Employee costs other than superannuation expense	39,743	41,733
Superannuation expenses	2,742	2,452
	42,485	44,185

Total employee benefit expense

Finance costs

Interest and finance charges paid/payable on borrowings	1,336	1,593
Interest and finance charges paid/payable on lease liabilities	39	29
Less: finance costs capitalised	-	(87)
	1,375	1,535

Finance costs



Note 8. Income tax (continued)

	Consolidated	
	2025	2024
	\$'000	\$'000
<i>Movements in temporary tax differences</i>		
Net deferred tax liability comprises temporary differences attributable to:		
Amounts recognised in profit or loss for (deferred tax asset)/deferred tax liability		
Property, plant and equipment	241	326
Recognition of previously unrecognised deferred tax assets	(1,670)	-
Intangible assets	7,781	6,956
Accrued expenses	(1,789)	(1,728)
Unrealised profit held in inventories	(1,507)	(820)
Other	(95)	(333)
	<hr/>	<hr/>
Deferred tax liability	2,961	4,401
	<hr/> <hr/>	<hr/> <hr/>
Movements:		
Opening balance	4,401	3,274
Charged/(credited) to profit or loss	(1,440)	1,127
	<hr/>	<hr/>
Closing balance	2,961	4,401
	<hr/> <hr/>	<hr/> <hr/>
	Consolidated	
	2025	2024
	\$'000	\$'000
<i>Provision for income tax</i>		
Provision for income tax	2,385	1,663
	<hr/> <hr/>	<hr/> <hr/>

Note 8. Income tax (continued)

Accounting policy for income tax

The income tax expense or benefit for the period is the tax payable on that period's taxable income based on the applicable income tax rate for each jurisdiction, adjusted by the changes in deferred tax assets and liabilities attributable to temporary differences, unused tax losses and the adjustment recognised for prior periods, where applicable.

An income tax benefit will arise for the financial year where an income tax loss is incurred and, where permitted to do so, is carried-back against a qualifying prior period's tax payable to generate a refundable tax offset.

Deferred tax assets and liabilities are recognised for temporary differences at the tax rates expected to be applied when the assets are recovered or liabilities are settled, based on those tax rates that are enacted or substantively enacted, except for:

- when the deferred income tax asset or liability arises from the initial recognition of goodwill or an asset or liability in a transaction that is not a business combination and that, at the time of the transaction, affects neither the accounting nor taxable profits; or
- when the taxable temporary difference is associated with interests in subsidiaries, associates or joint ventures, and the timing of the reversal can be controlled and it is probable that the temporary difference will not reverse in the foreseeable future.

Deferred tax assets are recognised for deductible temporary differences and unused tax losses only if it is probable that future taxable amounts will be available to utilise those temporary differences and losses.

The carrying amount of recognised and unrecognised deferred tax assets are reviewed at each reporting date. Deferred tax assets recognised are reduced to the extent that it is no longer probable that future taxable profits will be available for the carrying amount to be recovered. Previously unrecognised deferred tax assets are recognised to the extent that it is probable that there are future taxable profits available to recover the asset.

Deferred tax assets and liabilities are offset only where there is a legally enforceable right to offset current tax assets against current tax liabilities and deferred tax assets against deferred tax liabilities; and they relate to the same taxable authority on either the same taxable entity or different taxable entities which intend to settle simultaneously.

Note 9. Cash and cash equivalents

Consolidated	
2025	2024
\$'000	\$'000

Current assets

Cash at bank and on hand	8,981	6,275
--------------------------	-------	-------

Accounting policy for cash and cash equivalents

Cash and cash equivalents includes cash on hand, deposits held at call with financial institutions, other short-term, highly liquid investments with original maturities of three months or less that are readily convertible to known amounts of cash and which are subject to an insignificant risk of changes in value.

Note 10. Earnings per share

Consolidated	
2025	2024
\$'000	\$'000

Profit after income tax attributable to the owners of SDI Limited	12,160	10,421
---	--------	--------

Number	Number
--------	--------

Weighted average number of ordinary shares used in calculating basic earnings per share	118,865,530	118,865,530
---	-------------	-------------

Weighted average number of ordinary shares used in calculating diluted earnings per share	118,865,530	118,865,530
---	-------------	-------------

Note 10. Earnings per share (continued)

	Cents	Cents
Basic earnings per share	10.23	8.77
Diluted earnings per share	10.23	8.77

Accounting policy for earnings per share

Basic earnings per share

Basic earnings per share is calculated by dividing the profit attributable to the owners of SDI Limited, excluding any costs of servicing equity other than ordinary shares, by the weighted average number of ordinary shares outstanding during the financial year, adjusted for bonus elements in ordinary shares issued during the financial year.

Diluted earnings per share

Diluted earnings per share is calculated by adjusting basic earnings per share to take into account the after-tax effect of interest and other financing costs associated with dilutive potential ordinary shares and the weighted average number of additional ordinary shares that would have been outstanding assuming the conversion of all dilutive potential ordinary shares.

Note 11. Trade and other receivables

	Consolidated	
	2025 \$'000	2024 \$'000
<i>Current assets</i>		
Trade receivables	20,151	20,653
Less: Allowance for expected credit losses	(82)	(72)
	<u>20,069</u>	<u>20,581</u>
Other receivables	817	464
	<u><u>20,886</u></u>	<u><u>21,045</u></u>

Allowance for expected credit losses

The consolidated entity has recognised a loss of \$50,000 (2024: loss of \$27,000) in profit in respect of the expected credit losses for the year ended 30 June 2025.

Other receivables related to prepaid taxes.

The ageing of trade and other receivables provided for above is as follows:

Consolidated	Expected credit loss rate		Carrying amount		Allowance for expected credit losses	
	2025 %	2024 %	2025 \$'000	2024 \$'000	2025 \$'000	2024 \$'000
Not overdue	0.110%	0.130%	17,283	16,300	19	21
1 to 4 months overdue	0.110%	0.130%	2,241	4,121	2	5
Over 4 months overdue	4.220%	6.560%	1,444	696	61	46
			<u>20,968</u>	<u>21,117</u>	<u>82</u>	<u>72</u>

Note 11. Trade and other receivables (continued)

Movements in the allowance for expected credit losses are as follows:

	Consolidated	
	2025 \$'000	2024 \$'000
Opening balance	72	144
Additional provisions recognised	10	27
Unused amounts reversed	-	(99)
Closing balance	82	72

Accounting policy for trade and other receivables

Trade receivables are initially recognised at fair value and subsequently measured at amortised cost using the effective interest method, less any allowance for expected credit losses. Trade receivables are generally due for settlement within 30 - 90 days from invoice date.

The consolidated entity has applied the simplified approach to measuring expected credit losses, which uses a lifetime expected loss allowance. To measure the expected credit losses, trade receivables have been grouped based on days overdue.

Other receivables are recognised at amortised cost, less any allowance for expected credit losses.

Note 12. Inventories

	Consolidated	
	2025 \$'000	2024 \$'000
<i>Current assets</i>		
Raw materials	13,592	12,940
Finished goods	14,196	15,808
	27,788	28,748

Accounting policy for inventories

Inventories are stated at the lower of cost and net realisable value on a 'first in first out' basis. Cost comprises direct materials and delivery costs, direct labour, import duties and other taxes, an appropriate proportion of variable and fixed overhead expenditure based on normal operating capacity, and, where applicable, transfers from the cash flow hedge reserve in equity. Costs of purchased inventory are determined after deducting rebates and discounts received or receivable.

Net realisable value is the estimated selling price in the ordinary course of business less the estimated costs of completion and the estimated costs necessary to make the sale.

The cost of inventories recognised as an expense during the year in respect of continuing operations was \$37,992,000 (2023: \$38,569,000).

The cost of inventories recognised as an expense includes \$664,000 (2024: \$652,000) in respect of write-downs of inventory to net realisable value.

Note 13. Assets classified as held for sale

Consolidated
2025 **2024**
\$'000 **\$'000**

Current assets

Land and Buildings	-	4,837
--------------------	---	-------

Land and buildings located at 69 Power Road, Bayswater, VIC 3153 settled on 16 January 2025.

An impairment expense of \$499,000 was recognised against the asset held for sale during the period ended 30 June 2024.

Assets or disposal groups classified as held for sale

Non-current assets and assets of disposal groups are classified as held for sale if their carrying amount will be recovered principally through a sale transaction rather than through continued use. They are measured at the lower of their carrying amount and fair value less costs of disposal. For non-current assets or assets of disposal groups to be classified as held for sale, they must be available for immediate sale in their present condition and their sale must be highly probable.

An impairment loss is recognised for any initial or subsequent write down of the non-current assets and assets of disposal groups to fair value less costs of disposal. A gain is recognised for any subsequent increases in fair value less costs of disposal of a non-current assets and assets of disposal groups, but not in excess of any cumulative impairment loss previously recognised.

Non-current assets are not depreciated or amortised while they are classified as held for sale. Interest and other expenses attributable to the liabilities of assets held for sale continue to be recognised.

Non-current assets classified as held for sale and the assets of disposal groups classified as held for sale are presented separately on the face of the statement of financial position, in current assets. The liabilities of disposal groups classified as held for sale are presented separately on the face of the statement of financial position, in current liabilities.

Note 14. Property, plant and equipment

Consolidated
2025 **2024**
\$'000 **\$'000**

Non-current assets

Land and buildings - at cost	31,961	31,430
Less: Accumulated depreciation	(2,495)	(2,297)
	29,466	29,133
 Plant and equipment - at cost	 50,096	 47,091
Less: Accumulated depreciation	(34,125)	(32,581)
	15,971	14,510
	45,437	43,643

Note 14. Property, plant and equipment (continued)

Reconciliations

Reconciliations of the written down values at the beginning and end of the current and previous financial year are set out below:

Consolidated	Land and buildings \$'000	Plant and equipment \$'000	Total \$'000
Balance at 1 July 2023	33,755	12,074	45,829
Additions	891	4,446	5,337
Assets classified as held for sale (note 13)	(5,336)	-	(5,336)
Disposals	(33)	(134)	(167)
Depreciation expense	(144)	(1,876)	(2,020)
Balance at 30 June 2024	29,133	14,510	43,643
Additions	531	3,538	4,069
Disposals	-	(27)	(27)
Depreciation expense	(198)	(2,050)	(2,248)
Balance at 30 June 2025	<u>29,466</u>	<u>15,971</u>	<u>45,437</u>

Accounting policy for property, plant and equipment

Land and buildings are shown at historical cost less accumulated depreciation.

Property, plant and equipment is stated at historical cost less accumulated depreciation and impairment. Historical cost includes expenditure that is directly attributable to the acquisition of the assets.

Depreciation is calculated on a straight-line basis to write off the net cost of each item of property, plant and equipment (excluding land) over their expected useful lives as follows:

Buildings	50 years
Plant and equipment	2.5 - 10 years

The residual values, useful lives and depreciation methods are reviewed, and adjusted if appropriate, at each reporting date.

An item of property, plant and equipment is derecognised upon disposal or when there is no future economic benefit to the consolidated entity. Gains and losses between the carrying amount and the disposal proceeds are taken to profit or loss.

Note 15. Right-of-use assets

	Consolidated 2025 \$'000	2024 \$'000
<i>Non-current assets</i>		
Land and buildings - right-of-use	3,675	3,245
Less: Accumulated depreciation	(2,400)	(1,925)
	<u>1,275</u>	<u>1,320</u>
Plant and equipment - right-of-use	829	826
Less: Accumulated depreciation	(547)	(515)
	<u>282</u>	<u>311</u>
	<u>1,557</u>	<u>1,631</u>

Additions to the right-of-use-assets during the year were \$613,000.

Note 15. Right-of-use assets (continued)

The consolidated entity leases land and buildings for offices and warehouses and motor vehicles under agreements between 2 to 5 years. On renewal, the terms of the leases are renegotiated.

For AASB 16 Lease disclosures refer to:

- note 7 for depreciation on right-of-use assets;
- note 7 for interest on lease liabilities;
- note 19 for lease liabilities;
- note 23 for information on the maturity analysis of lease liabilities; and
- consolidated statement of cash flows for repayment of lease liabilities.

Accounting policy for right-of-use assets

A right-of-use asset is recognised at the commencement date of a lease. The right-of-use asset is measured at cost, which comprises the initial amount of the lease liability, adjusted for, as applicable, any lease payments made at or before the commencement date net of any lease incentives received, any initial direct costs incurred, and, except where included in the cost of inventories, an estimate of costs expected to be incurred for dismantling and removing the underlying asset, and restoring the site or asset.

- Right-of-use assets are depreciated on a straight-line basis over the unexpired period of the lease or the estimated useful life of the asset, whichever is the shorter. Where the consolidated entity expects to obtain ownership of the leased asset at the end of the lease term, the depreciation is over its estimated useful life. Right-of-use assets are subject to impairment or adjusted for any remeasurement of lease liabilities.

The consolidated entity has elected not to recognise a right-of-use asset and corresponding lease liability for short-term leases with terms of 12 months or less and leases of low-value assets. Lease payments on these assets are expensed to profit or loss as incurred.

Note 16. Intangibles

	Consolidated	
	2025 \$'000	2024 \$'000
<i>Non-current assets</i>		
Product development costs - at cost	39,753	37,649
Less: Accumulated amortisation	(18,228)	(16,980)
	21,525	20,669
Intellectual property - at cost	9,986	9,586
Less: Accumulated amortisation	(7,939)	(7,281)
	2,047	2,305
Development work in progress - at cost	9,884	7,590
	33,456	30,564

Note 16. Intangibles (continued)

Reconciliations

Reconciliations of the written down values at the beginning and end of the current and previous financial year are set out below:

Consolidated	Product development costs \$'000	Intellectual property \$'000	Development work in progress \$'000	Total \$'000
Balance at 1 July 2023	16,857	2,268	8,193	27,318
Additions	4,272	688	-	4,960
Transfers in/ (out)	603	-	(603)	-
Amortisation expense	(1,063)	(651)	-	(1,714)
Balance at 30 June 2024	20,669	2,305	7,590	30,564
Additions	2,107	415	2,294	4,816
Amortisation expense	(1,251)	(673)	-	(1,924)
Balance at 30 June 2025	21,525	2,047	9,884	33,456

Accounting policy for intangible assets

Intangible assets acquired are initially recognised at cost. Finite life intangible assets are subsequently measured at cost less amortisation and any impairment. The gains or losses recognised in profit or loss arising from the derecognition of intangible assets are measured as the difference between net disposal proceeds and the carrying amount of the intangible asset. The method and useful lives of finite life intangible assets are reviewed annually. Changes in the expected pattern of consumption or useful life are accounted for prospectively by changing the amortisation method or period. Amortisation commences when the asset is available for use in the manner intended by management.

Product development costs

Development costs are capitalised when it is probable that the project will be a success, considering its commercial and technical feasibility, the consolidated entity will be able to use or sell the asset, the consolidated entity has sufficient resources and intent to complete the development and its costs can be measured reliably. The majority of additions to development work in progress are developed internally. Capitalised development costs are amortised on a straight-line basis over the period of their expected benefit being their finite useful lives of between 10 and 30 years. The useful life is determined based on past experience and an assessment of the projected life cycle of the product. Amortisation commences when the asset is available for use, ie. when it is in the location and condition necessary for it to be capable of operating in a manner intended by management.

Government grants (included in product development costs)

As disclosed in note 2, the value of government grants has been recognised in the profit or loss on a systematic basis over the period that the expenses or related costs for which the grants are intended to compensate. During the year ending 30 June 2025 Government grants of \$168,000 were received (2024: \$150,000).

Intellectual property

Intellectual property consists of patents, trademarks, licences and other technical know-how which has a benefit to the consolidated entity of greater than one year. Intellectual property is recognised at cost of acquisition. Intellectual property with a finite life is carried at cost less any accumulated amortisation and any impairment losses. It is amortised over its useful life of up to 10 years.

Development work in progress

Development work in progress is carried at cost and is not amortised but is reviewed for impairment at least annually. The carrying amount of each project is tested for impairment in accordance with AASB 136 by comparing its recoverable amount (higher of value in use and fair value less costs of disposal) with its carrying amount. Any impairment loss is recognised against each asset and any reversal of that impairment loss is recognised in accordance with AASB 136 to the extent that the recoverable amount of the asset subsequently increases. The costs are transferred to product development costs from the time the asset is held ready for use and is then subsequently amortised accordingly.

Note 16. Intangibles (continued)

Impairment of intangibles assessment

An assessment was performed as to whether any indicators of impairment existed as at the reporting date. Management has reviewed indicators and noted the following considerations that demonstrated that overall, there was no indicator of impairment:

- Sales pipeline continues to build with the introduction of new products, market share gains, and success in government tenders.
- The consolidated entity expects demand for its products will remain strong.

Note 17. Trade and other payables

	Consolidated	
	2025	2024
	\$'000	\$'000
<i>Current liabilities</i>		
Trade payables	4,862	5,255
Other payables and accrued expenses	6,655	6,361
	11,517	11,616
	11,517	11,616

Refer to note 23 for further information on financial instruments.

Accounting policy for trade and other payables

Trade and other payables represent liabilities for goods and services provided to the consolidated entity prior to the end of the financial year and which are unpaid. Due to their short-term nature they are measured at amortised cost and are not discounted. The average credit period on the purchases of goods and services ranges from 7 to 60 days. No interest is charged on trade payables and the amounts are unsecured.

Note 18. Borrowings

	Consolidated	
	2025	2024
	\$'000	\$'000
<i>Current liabilities</i>		
Bank loans (i)	1,000	7,000
Short term borrowing (ii)	726	818
	1,726	7,818
<i>Non-current liabilities</i>		
Bank loans (i)	14,300	15,300
	16,026	23,118
	16,026	23,118

(i) This facility has been used to fund the purchase of properties to accommodate future warehousing and manufacturing capacity.

(ii) This facility is used to fund the Company's annual insurance premium. This funding is unsecured.

Refer to note 23 for further information on financial instruments.

The above bank loans are secured by a registered first mortgage debenture over the assets of the parent entity and a registered first mortgage over its freehold properties.

Note 18. Borrowings (continued)

- Loan facility of \$15,300,000 used to fund the recent purchase of properties;
- Unused loan facility of \$23,000,000 in place to fund the future building costs for 77-79 Canterbury Rd. Montrose, Victoria; and
- Unused working capital facility of \$10,000,000 for the year ended 30 June 2025.

The facilities allow for both fixed and variable rate loans. The loan facility matures 31 December 2028. Finance is provided under all facilities, which are reviewed annually, provided the parent entity is within the terms and conditions of the Agreement.

Loan covenants

The bank loans are subject to certain financial covenants and these are assessed at the end of each quarter. The loans will be repayable immediately if the covenants are breached. The consolidated entity is not aware of any facts or circumstances that indicate that it may have difficulty complying with the covenants within 12 months after the reporting period.

Financing arrangements

Unrestricted access was available at the reporting date to the following lines of credit:

	Consolidated	
	2025	2024
	\$'000	\$'000
Total facilities		
Bank loans	48,300	30,300
Short term borrowings	726	818
	49,026	31,118
Used at the reporting date		
Bank loans	15,300	22,300
Short term borrowings	726	818
	16,026	23,118
Unused at the reporting date		
Bank loans	33,000	8,000
Short term borrowings	-	-
	33,000	8,000

Accounting policy for borrowings

Loans and borrowings are initially recognised at the fair value of the consideration received, net of transaction costs. They are subsequently measured at amortised cost using the effective interest method.

Note 19. Lease liabilities

	Consolidated	
	2025 \$'000	2024 \$'000
<i>Current liabilities</i>		
Lease liability	708	657
<i>Non-current liabilities</i>		
Lease liability	648	1,004
	<u>1,356</u>	<u>1,661</u>

Accounting policy for lease liabilities

A lease liability is recognised at the commencement date of a lease. The lease liability is initially recognised at the present value of the lease payments to be made over the term of the lease, discounted using the interest rate implicit in the lease or, if that rate cannot be readily determined, the consolidated entity's incremental borrowing rate. Lease payments comprise of fixed payments less any lease incentives receivable, variable lease payments that depend on an index or a rate, amounts expected to be paid under residual value guarantees, exercise price of a purchase option when the exercise of the option is reasonably certain to occur, and any anticipated termination penalties. The variable lease payments that do not depend on an index or a rate are expensed in the period in which they are incurred.

Lease liabilities are measured at amortised cost using the effective interest method. The carrying amounts are remeasured if there is a change in the following: future lease payments arising from a change in an index or a rate used; residual guarantee; lease term; certainty of a purchase option and termination penalties. When a lease liability is remeasured, an adjustment is made to the corresponding right-of-use asset, or to profit or loss if the carrying amount of the right-of-use asset is fully written down.

Note 20. Issued capital

	2025 Shares	Consolidated 2024 Shares	2025 \$'000	2024 \$'000
Ordinary shares - fully paid	118,865,530	118,865,530	12,890	12,890

Ordinary shares

Ordinary shares entitle the holder to participate in any dividends and any proceeds attributable to shareholders should the Company be wound up, in proportions that consider both the number of shares held and the extent to which those shares are paid up. The fully paid ordinary shares have no par value and the Company does not have a limited amount of authorised capital.

On a show of hands every member present at a meeting in person or by proxy shall have one vote and upon a poll each share shall have one vote.

Share buy-back

There is no current on-market share buy-back.

Capital risk management

The consolidated entity's objectives when managing capital is to safeguard its ability to continue as a going concern, so that it can provide returns for shareholders and benefits for other stakeholders and to maintain an optimum capital structure to reduce the cost of capital.

Capital is regarded as total equity, as recognised in the statement of financial position, plus net debt. Net debt is calculated as total borrowings less cash and cash equivalents.

In order to maintain or adjust the capital structure, the consolidated entity may adjust the amount of dividends paid to shareholders, return capital to shareholders, issue new shares or sell assets to reduce debt.

Note 20. Issued capital (continued)

The consolidated entity would look to raise capital when an opportunity to invest in a business or company was seen as value adding relative to the current Company's share price at the time of the investment. The consolidated entity is not actively pursuing additional investments in the short-term as it continues to integrate and grow its existing businesses in order to maximise synergies.

The consolidated entity is subject to certain financing arrangements covenants and meeting these is given priority in all capital risk management decisions. There have been no events of default on the financing arrangements during the financial year.

The capital risk management policy has not changed from the 2024 Annual Report.

Accounting policy for issued capital

Ordinary shares are classified as equity.

Incremental costs directly attributable to the issue of new shares or options are shown in equity as a deduction, net of tax, from the proceeds.

Note 21. Reserves

	Consolidated	
	2025 \$'000	2024 \$'000
Foreign currency reserve	1,944	1,020
Capital profits reserve	472	815
	<u>2,416</u>	<u>1,835</u>

Foreign currency reserve

The reserve is used to recognise exchange differences arising from translation of the financial statements of foreign operations to Australian dollars. It is also used to recognise gains and losses on hedges of the net investments in foreign operations.

Capital profits reserve

The reserve is used to recognise non-taxable capital profits.

Movements in reserves

Movements in each class of reserve during the current and previous financial year are set out below:

Consolidated	Foreign currency \$'000	Capital profits \$'000	Total \$'000
Balance at 1 July 2023	1,694	641	2,335
Foreign currency translation	(674)	-	(674)
Capital reserve	-	174	174
Balance at 30 June 2024	1,020	815	1,835
Foreign currency translation	924	-	924
Capital reserve	-	(343)	(343)
Balance at 30 June 2025	<u>1,944</u>	<u>472</u>	<u>2,416</u>

Note 22. Dividends

Dividends paid during the financial year were as follows:

	Consolidated 2025 \$'000	2024 \$'000
Interim dividend in respect of the year ended 30 June 2025 of 1.5 cents (2024: 1.5 cents) per ordinary share	1,783	1,783
Previous year: Final dividend in respect of the year ended 30 June 2024 of 1.90 cents (2023: 1.75 cents) per ordinary share	2,258	2,080
	<u>4,041</u>	<u>3,863</u>

On 28 August 2025, the Directors declared a final franked dividend of 1.90 cents per share to be paid on 22 September 2025. This equates to a total dividend of \$2,258,000, based on the number of ordinary shares on issue as at 30 June 2025. The financial effect of dividends declared after the reporting date is not reflected in the 30 June 2025 financial statements and will be recognised in subsequent financial reports.

	Consolidated 2025 \$'000	2024 \$'000
Franking credits available for subsequent financial years based on a tax rate of 30%	14,029	10,710

The above amounts represent the balance of the franking account as at the end of the financial year, adjusted for:

- franking credits that will arise from the payment of the amount of the provision for income tax at the reporting date
- franking debits that will arise from the payment of dividends recognised as a liability at the reporting date
- franking credits that will arise from the receipt of dividends recognised as receivables at the reporting date

Accounting policy for dividends

Dividends are recognised when declared during the financial year and no longer at the discretion of the Company.

Provision is made for the amount of any dividend declared, being appropriately authorised and no longer at the discretion of the Company, on or before the end of the financial year but not distributed at the reporting date.

Note 23. Financial instruments

Financial risk management objectives

The consolidated entity's activities expose it to a variety of financial risks: market risk, credit risk and liquidity risk. The consolidated entity's overall risk management program focuses on the unpredictability of financial markets and seeks to minimise potential adverse effects on the financial performance of the consolidated entity. The consolidated entity uses different methods to measure different types of risk to which it is exposed. These methods include sensitivity analysis in the case of interest rate, foreign exchange and other price risks and ageing analysis for credit risk.

Risk management is carried out by senior finance executives ('finance') under policies approved by the Board of Directors ('the Board'). These policies include identification and analysis of the risk exposure of the consolidated entity and appropriate procedures, controls, and risk limits. Finance identifies, evaluates and if deemed appropriate at the time may hedge financial risks within the consolidated entity's operating units. Finance reports to the Board on a regular basis.

Market risk

Foreign currency risk

The consolidated entity invoices international customers in various currencies and is therefore exposed to foreign currency risk through foreign exchange rate fluctuations. Where considered appropriate, hedging against currency movements is undertaken to protect margins using forward foreign exchange contracts.

Note 23. Financial instruments (continued)

It is the consolidated entity's policy that net foreign exchange exposure, be hedged where deemed appropriate. At the reporting date, there were no unexpired foreign currency hedge contracts as at 30 June 2025 (2024: none).

The following table shows the foreign currency risk on the financial assets and liabilities of the consolidated entity's operations denominated in currencies other than the functional currency of the consolidated entity.

Consolidated	Assets		Liabilities	
	2025 \$'000	2024 \$'000	2025 \$'000	2024 \$'000
US dollars	4,639	4,293	1,107	785
Euros	4,754	5,352	3,722	3,241
Pound Sterling	1,879	1,391	1,574	1,258
Brazilian Real	4,024	3,747	359	273
	<u>15,296</u>	<u>14,783</u>	<u>6,762</u>	<u>5,557</u>

Sensitivity analysis

The following table illustrates sensitivities to the consolidated entity's exposure to changes in exchange rates. The table indicates the impact on how profit and equity values reported at the end of the reporting period would have been affected by changes in the relevant risk variables that management considers to be reasonably possible. These sensitivities assume that the movement in a particular variable is independent of other variables.

Consolidated - 2025	AUD strengthened Effect on profit before tax		AUD weakened Effect on profit before tax	
	% change	\$'000	% change	\$'000
US dollars	10%	321	10%	(321)
Euros	10%	94	10%	(94)
Pound Sterling	10%	28	10%	(28)
Brazilian Real	10%	333	-	(333)
Other	10%	-	10%	-
Loss/(profit)		<u>776</u>		<u>(776)</u>

Consolidated - 2024	AUD strengthened Effect on profit before tax		AUD weakened Effect on profit before tax	
	% change	\$'000	% change	\$'000
US dollars	10%	368	10%	(368)
Euros	10%	312	10%	(312)
Pound Sterling	10%	103	10%	(103)
Brazilian Real	10%	332	10%	(332)
Other	10%	-	10%	-
Profit/(loss)		<u>1,115</u>		<u>(1,115)</u>

There have been no changes in any of the methods or assumptions used to prepare the above sensitivity analysis from the prior year.

Note 23. Financial instruments (continued)

Price risk

The consolidated entity is exposed to commodity price risk due to the use of silver in its Amalgam products. The consolidated entity has no hedges in place at the reporting date due to the requirement for silver reducing, making the benefit of hedging silver uneconomical.

Interest rate risk

The consolidated entity's main interest rate risk arises from borrowings. Borrowings issued at variable rates expose the consolidated entity to interest rate risk. Borrowings issued at fixed rates expose the consolidated entity to fair value interest rate risk.

As at the reporting date, the consolidated entity had the following variable rate borrowings outstanding:

Consolidated	2025		2024	
	Weighted average interest rate %	Balance \$'000	Weighted average interest rate %	Balance \$'000
Short term borrowing	2.85%	726	2.85%	818
Bank loans*	5.90%	15,300	6.71%	22,300
Net exposure to cash flow interest rate risk		<u>16,026</u>		<u>23,118</u>

* The weighted average interest rate of bank loans is determined based on BBSY plus a variable margin.

Sensitivity analysis

The following table illustrates sensitivities to the consolidated entity's exposure to changes in interest rates. The table indicates the impact on how profit and equity values reported at the end of the reporting period would have been affected by changes in the relevant risk variables that management considers to be reasonably possible. These sensitivities assume that the movement in a particular variable is independent of other variables.

Consolidated - 2025	Basis points increase		Basis points decrease	
	Basis points change	Effect on profit before tax \$'000	Basis points change	Effect on profit before tax \$'000
Short term borrowing (profit)/loss	50	(9)	(50)	9
Bank loans	50	(72)	(50)	72
(Profit)/Loss		<u>(81)</u>		<u>81</u>

Consolidated - 2024	Basis points increase		Basis points decrease	
	Basis points change	Effect on profit before tax \$'000	Basis points change	Effect on profit before tax \$'000
Short term borrowing (profit)/loss	50	(34)	(50)	34
Bank loans	50	(82)	(50)	82
(Profit)/Loss		<u>(116)</u>		<u>116</u>

There have been no changes in any of the methods or assumptions used to prepare the above sensitivity analysis from the previous years.

Note 23. Financial instruments (continued)

Credit risk

Credit risk refers to the risk that a counterparty will default on its contractual obligations resulting in financial loss to the consolidated entity. The consolidated entity has a strict code of credit, including obtaining agency credit information, confirming references and setting appropriate credit limits. The maximum exposure to credit risk at the reporting date to recognised financial assets is the carrying amount, net of any provisions for impairment of those assets, as disclosed in the statement of financial position and notes to the financial statements. The consolidated entity does not hold any collateral.

The consolidated entity has adopted a lifetime expected loss allowance in estimating expected credit losses to trade receivables through the use of a provisions matrix using fixed rates of credit loss provisioning. These provisions are considered representative across all customers of the consolidated entity based on recent sales experience, historical collection rates and forward-looking information that is available as disclosed in note 10.

Generally, trade receivables are written off when there is no reasonable expectation of recovery. Indicators of this include the failure of a debtor to engage in a repayment plan, no active enforcement activity and a failure to make contractual payments for a period greater than 1 year.

Liquidity risk

Vigilant liquidity risk management requires the consolidated entity to maintain sufficient liquid assets (mainly cash and cash equivalents) and available borrowing facilities to be able to pay debts as and when they become due and payable.

The consolidated entity manages liquidity risk by maintaining adequate cash reserves and available borrowing facilities by continuously monitoring actual and forecast cash flows and matching the maturity profiles of financial assets and liabilities.

Financing arrangements

Unused borrowing facilities at the reporting date:

	Consolidated 2025 \$'000	2024 \$'000
Bank loans	33,000	8,000

Remaining contractual maturities

The following tables detail the consolidated entity's remaining contractual maturity for its financial instrument liabilities. The tables have been drawn up based on the undiscounted cash flows of financial liabilities based on the earliest date on which the financial liabilities are required to be paid. The tables include both interest and principal cash flows disclosed as remaining contractual maturities and therefore these totals may differ from their carrying amount in the statement of financial position.

Consolidated - 2025	Weighted average interest rate %	Less than 1 month \$'000	Between 1 and 3 months \$'000	Between 3 months to 1 year \$'000	Between 1 to 5 years \$'000	Remaining contractual maturities \$'000
Non-derivatives						
<i>Non-interest bearing</i>						
Trade payables	-	1,735	2,177	950	-	4,862
Other payables (excluding statutory payables)	-	6,655	-	-	-	6,655
<i>Interest-bearing</i>						
Bank loans	5.90%	-	250	750	14,300	15,300
Short term borrowing	2.85%	106	212	529	-	847
Lease liability	3.05%	23	42	644	648	1,357
Total non-derivatives		8,519	2,681	2,873	14,948	29,021

Note 23. Financial instruments (continued)

Consolidated - 2024	Weighted average interest rate %	Less than 1 month \$'000	Between 1 and 3 months \$'000	Between 3 months to 1 year \$'000	Between 1 to 5 years \$'000	Remaining contractual maturities \$'000
Non-derivatives						
<i>Non-interest bearing</i>						
Trade payables	-	4,625	377	253	-	5,255
Other payables (excluding statutory payables)	-	6,361	-	-	-	6,361
<i>Interest-bearing</i>						
Bank loans	6.71%	-	250	4,750	17,300	22,300
Short term borrowing	2.85%	105	209	504	-	818
Lease liability	3.27%	79	124	454	1,004	1,661
Total non-derivatives		11,170	960	5,961	18,304	36,395

The cash flows in the maturity analysis above are not expected to occur significantly earlier than contractually disclosed above.

Fair value of financial instruments

The Directors consider that the carrying amounts of financial assets and financial liabilities recognised in the consolidated financial statements approximate their fair values.

Note 24. Remuneration of auditors

During the financial year the following fees were paid or payable for services provided by Deloitte Touche Tohmatsu, the auditor of the Company, and unrelated firms:

	Consolidated 2025 \$	2024 \$
<i>Audit services - Deloitte Touche Tohmatsu</i>		
Audit and review of the financial statements	354,000	340,000
<i>Other services - Deloitte Touche Tohmatsu</i>		
Transfer pricing review	28,000	58,000
Taxation services - Corporate Tax	87,400	46,400
Consulting Services - Research and Development claim review	36,750	35,000
Consulting services - Payroll Tax Audit	-	10,000
	152,150	149,400
	506,150	489,400
<i>Audit services of subsidiaries - non Deloitte firms</i>		
Audit or review of the financial statements	96,779	77,801

Remuneration of non-Deloitte auditors relate to the audit of subsidiaries by:

- Crowe Horwath LLP. (USA)
- Fickus & Fickus, (Germany)
- Axis Advisory & Audit (Germany)
- Lewis Brownlee (UK)

Note 25. Contingent liabilities

The consolidated entity had no contingent liabilities as at 30 June 2025 and 30 June 2024.

Note 26. Commitments

The consolidated entity had \$2,258,000 capital commitments for property, plant and equipment as at 30 June 2025 (30 June 2024: \$1,009,000).

Note 27. Related party transactions

Parent entity

SDI Limited is the parent entity.

Subsidiaries

Interests in subsidiaries are set out in note 29.

Key management personnel

Disclosures relating to key management personnel are set out in note 28 and the remuneration report included in the Directors' report.

Transactions with related parties

The following transactions occurred with related parties:

	Consolidated 2025	Consolidated 2024
	\$	\$
Payment for goods and services:		
Provision of consulting services by Anderson Services Pty Ltd formerly (A&A Tax Legal Consulting Pty Ltd), a company controlled by Director, Cameron Neil Allen.	27,652	23,475
Provision of consulting services by Director, Gerard Desmond Kennedy.	5,372	7,408

Receivable from and payable to related parties

The following balances are outstanding at the reporting date in relation to transactions with related parties:

	Consolidated 2025	Consolidated 2024
	\$	\$
Current payables:		
Gerard Desmond Kennedy	-	1,229
Anderson Services Pty Ltd formerly (A&A Tax Legal Consulting Pty Ltd), a company controlled by Director, Cameron Neil Allen	-	16,167

Loans to/from related parties

There were no loans to or from related parties at the current and previous reporting date.

Terms and conditions

All transactions were made on normal commercial terms and conditions and at market rates.

Note 28. Key management personnel disclosures

Compensation

The aggregate compensation made to Directors and other members of key management personnel of the consolidated entity is set out below:

	Consolidated	Consolidated
	2025	2024
	\$	\$
Short-term employee benefits	1,942,871	1,595,651
Post-employment benefits	217,972	164,390
Long-term benefits	221,169	159,208
	<u>2,382,012</u>	<u>1,919,249</u>

Note 29. Interests in subsidiaries

The consolidated financial statements incorporate the assets, liabilities and results of the following subsidiaries in accordance with the accounting policy described in note 2:

Name	Principal place of business / Country of incorporation	Ownership interest	
		2025 %	2024 %
SDI (North America), Inc.	United States of America	100%	100%
SDI Holdings Pty Ltd	Australia	100%	100%
SDI Germany GmbH	Germany	100%	100%
SDI Dental Innovations Limited	United Kingdom	100%	100%

Note 30. Cash flow information

Reconciliation of profit after income tax to net cash from operating activities

	Consolidated	Consolidated
	2025	2024
	\$'000	\$'000
Profit after income tax expense for the year	12,160	10,421
Adjustments for:		
Depreciation and amortisation	4,859	4,189
Impairment of assets	-	499
Net loss/(gain) on disposal of non-current assets	148	(216)
Foreign currency differences	841	(536)
Change in operating assets and liabilities:		
Decrease in trade and other receivables	159	79
Decrease/(increase) in inventories	960	(3,195)
Decrease in income tax refund due	-	250
Decrease/(increase) in deferred tax assets	130	(137)
Decrease in prepayments	695	862
Decrease in trade and other payables	(99)	(370)
Increase in provision for income tax	722	1,292
Increase/(decrease) in deferred tax liabilities	(1,440)	1,127
Increase in employee benefits	51	62
Net cash from operating activities	<u>19,186</u>	<u>14,327</u>

Note 30. Cash flow information (continued)

Changes in liabilities arising from financing activities

Consolidated	Bank loans \$'000	Short term borrowing \$'000	Lease liability \$'000	Total \$'000
Balance at 1 July 2023	23,300	820	1,476	25,596
Net cash used in financing activities	(1,000)	(2)	(469)	(1,471)
Acquisition of leases	-	-	654	654
Balance at 30 June 2024	22,300	818	1,661	24,779
Net cash used in financing activities	(7,000)	(92)	(918)	(8,010)
Acquisition of leases	-	-	613	613
Balance at 30 June 2025	<u>15,300</u>	<u>726</u>	<u>1,356</u>	<u>17,382</u>

Note 31. New Accounting Standards and Interpretations not yet mandatory or early adopted

Australian Accounting Standards and Interpretations that have recently been issued or amended but are not yet mandatory, have not been early adopted by the consolidated entity for the annual reporting period ended 30 June 2025. The consolidated entity has not yet assessed the impact of these new or amended Accounting Standards and Interpretations.

The amendments that may have some relevance to the consolidated entity are as follows:

Pronouncements not yet effective:

	Effective for annual reporting period beginning on or after
AASB 2024-2 <i>Amendments to Australian Accounting Standards – Classification and Measurement of Financial Instruments</i>	1 January 2026
AASB 2024-3 <i>Amendments to Australian Accounting Standards – Annual Improvements Volume 11</i>	1 January 2026
AASB 18 <i>Presentation and Disclosure in the Financial Statements</i>	1 January 2027

Note 32. Parent entity information

Set out below is the supplementary information about the parent entity.

Statement of profit or loss and other comprehensive income

	Parent	
	2025 \$'000	2024 \$'000
Profit after income tax	<u>11,864</u>	<u>11,452</u>
Other comprehensive income for the year, net of tax	<u>-</u>	<u>-</u>
Total comprehensive income	<u>11,864</u>	<u>11,452</u>

Note 32. Parent entity information (continued)

Statement of financial position

	Parent	
	2025	2024
	\$'000	\$'000
Total current assets	44,410	50,101
Total non-current assets	81,511	76,883
Total assets	125,921	126,984
Total current liabilities	13,379	20,414
Total non-current liabilities	18,985	20,836
Total liabilities	32,364	41,250
Net assets	93,557	85,734
Equity		
Issued capital	12,890	12,890
Capital profits reserve	363	363
Retained profits	80,304	72,481
Total equity	93,557	85,734

Guarantees entered into by the parent entity in relation to the debts of its subsidiaries

The parent entity had no guarantees in relation to the debts of its subsidiaries as at 30 June 2025 and 30 June 2024.

Contingent liabilities

The parent entity had no contingent liabilities as at 30 June 2025 and 30 June 2024.

Capital commitments - Property, plant and equipment

The parent entity had \$2,258,000 capital commitments for property, plant and equipment as at 30 June 2025 (30 June 2024: \$1,009,000).

Material accounting policy information

The accounting policies of the parent entity are consistent with those of the consolidated entity, as disclosed in note 2, except for the following:

- Investments in subsidiaries are accounted for at cost, less any impairment, in the parent entity.
- Dividends received from subsidiaries are recognised as other income by the parent entity.

Note 33. Events after the reporting period

Apart from the dividend declared as disclosed in note 22, no other matter or circumstance has arisen since 30 June 2025 that has significantly affected, or may significantly affect the consolidated entity's operations, the results of those operations, or the consolidated entity's state of affairs in future financial years.

The consolidated financial statements incorporate the assets, liabilities and results of the following subsidiaries in accordance with the accounting policy described in note 2:

Entity name	Entity type	Place formed / Country of incorporation	Ownership interest %	Tax residency
SDI Limited	Public Limited Liability Company	Australia	100%	Australia
SDI (North America), Inc.	Private Limited Liability Company	United States of America	100%	United States of America
SDI Holdings Pty Ltd	Private Limited Liability Company	Australia	100%	Australia
SDI Germany GmbH	Private Limited Liability Company	Germany	100%	Germany
SDI Dental Innovations Limited	Private Limited Liability Company	United Kingdom	100%	United Kingdom

Basis of preparation

The consolidated entity disclosure statement (CEDDS) has been prepared in accordance with subsection 295(3A)(a) of the Corporations Act 2001. It includes certain information for each entity that was part of the consolidated entity at the end of the financial year.

Determination of tax residency

An entity is reported in the consolidated entity disclosure statement as being a tax resident in Australia if it is; an Australian resident within the meaning of the Income Tax Assessment Act 1997. In developing the disclosures in the statement, the directors determined tax residency considering the following sources:

Australian tax residency

The consolidated entity has applied the current legislation and judicial precedent, including having regard to the Tax Commissioner's public guidance in Tax Ruling TR 2018/5.

Foreign tax residency

Where necessary, the consolidated entity has used independent tax advisers in foreign jurisdictions to assist in determining tax residency and ensure compliance with applicable foreign tax legislation.


In the Directors' opinion:

- the attached financial statements and notes comply with the Corporations Act 2001, the Accounting Standards, the Corporations Regulations 2001 and other mandatory professional reporting requirements;
- the attached financial statements and notes comply with IFRS Accounting Standards as issued by the International Accounting Standards Board as described in note 2 to the financial statements;
- the attached financial statements and notes give a true and fair view of the consolidated entity's financial position as at 30 June 2025 and of its performance for the financial year ended on that date;
- there are reasonable grounds to believe that the Company will be able to pay its debts as and when they become due and payable; and
- the information disclosed in the attached consolidated entity disclosure statement is true and correct.

The Directors have been given the declarations required by section 295A of the Corporations Act 2001.

Signed in accordance with a resolution of Directors made pursuant to section 295(5)(a) of the Corporations Act 2001.

On behalf of the Directors



Samantha Jane Cheetham
Managing Director

25 September 2025
Melbourne

Independent Auditor's Report to the Members of SDI Limited

Report on the Audit of the Financial Report

Opinion

We have audited the financial report of SDI Limited (the "Company") and its subsidiaries (the "Group") which comprises the consolidated statement of financial position as at 30 June 2025, the consolidated statement of profit or loss and other comprehensive income, the consolidated statement of changes in equity and the consolidated statement of cash flows for the year then ended, and notes to the financial statements, including material accounting policy information and other explanatory information, the consolidated entity disclosure statement and the directors' declaration.

In our opinion, the accompanying financial report of the Group is in accordance with the *Corporations Act 2001*, including:

- Giving a true and fair view of the Group's financial position as at 30 June 2025 and of its financial performance for the year then ended; and
- Complying with Australian Accounting Standards and the *Corporations Regulations 2001*.

Basis for Opinion

We conducted our audit in accordance with Australian Auditing Standards. Our responsibilities under those standards are further described in the *Auditor's Responsibilities for the Audit of the Financial Report* section of our report. We are independent of the Group in accordance with the auditor independence requirements of the *Corporations Act 2001* and the ethical requirements of the Accounting Professional & Ethical Standards Board's APES 110 *Code of Ethics for Professional Accountants (including Independence Standards)* (the Code) that are relevant to our audit of the financial report in Australia. We have also fulfilled our other ethical responsibilities in accordance with the Code.

We confirm that the independence declaration required by the *Corporations Act 2001*, which has been given to the directors of the Company, would be in the same terms if given to the directors as at the time of this auditor's report.

We believe that the audit evidence we have obtained is sufficient and appropriate to provide a basis for our opinion.

Key Audit Matters

Key audit matters are those matters that, in our professional judgement, were of most significance in our audit of the financial report for the current period. These matters were addressed in the context of our audit of the financial report as a whole, and in forming our opinion thereon, and we do not provide a separate opinion on these matters.

Key Audit Matter	How the scope of our audit responded to the Key Audit Matter
<p>Capitalisation of development costs</p> <p>As at 30 June 2025, the Company has recognised in Note 16 to the financial statements \$4,401,000 of product development cost additions.</p> <p>The capitalisation of product development costs requires management to apply judgement including:</p> <ul style="list-style-type: none"> • If the costs incurred are directly attributable to the development of new or existing projects; and • If the costs will generate sufficient future cashflows to recover the carrying value of the asset. <p>For this reason we consider the capitalisation of product development costs to be a key audit matter.</p>	<p>Our procedures included:</p> <ul style="list-style-type: none"> • Held discussions with senior management to understand the basis for capitalising labour and external supplier costs. • Identifying the projects to which the costs relate and ensuring that additions were capitalised in accordance with the applicable accounting standard. • Testing on a sample basis the capitalised costs by obtaining the supplier invoice, employee timesheets and related employee costing rates. • Challenging each of the capitalised projects to current and projected cashflows. <p>We also assessed the adequacy of the disclosure in Note 16 to the financial statements.</p>

Other Information

The directors are responsible for the other information. The other information comprises the information included in the Group's annual report for the year ended 30 June 2025, but does not include the financial report and our auditor's report thereon.

Our opinion on the financial report does not cover the other information and we do not express any form of assurance conclusion thereon.

In connection with our audit of the financial report, our responsibility is to read the other information and, in doing so, consider whether the other information is materially inconsistent with the financial report or our knowledge obtained in the audit, or otherwise appears to be materially misstated. If, based on the work we have performed, we conclude that there is a material misstatement of this other information, we are required to report that fact. We have nothing to report in this regard.

Responsibilities of the Directors for the Financial Report

The directors are responsible:

- For the preparation of the financial report in accordance with the *Corporations Act 2001*, including giving a true and fair view of the financial position and performance of the Group in accordance with Australian Accounting Standards; and
- For such internal control as the directors determine is necessary to enable the preparation of the financial report in accordance with the *Corporations Act 2001*, including giving a true and fair view of the financial position and performance of the Group, and is free from material misstatement, whether due to fraud or error.

In preparing the financial report, the directors are responsible for assessing the ability of the Group to continue as a going concern, disclosing, as applicable, matters related to going concern and using the going concern basis of accounting unless the directors either intend to liquidate the Group or to cease operations, or has no realistic alternative but to do so.

For personal use only

Auditor's Responsibilities for the Audit of the Financial Report

Our objectives are to obtain reasonable assurance about whether the financial report as a whole is free from material misstatement, whether due to fraud or error, and to issue an auditor's report that includes our opinion. Reasonable assurance is a high level of assurance, but is not a guarantee that an audit conducted in accordance with the Australian Auditing Standards will always detect a material misstatement when it exists. Misstatements can arise from fraud or error and are considered material if, individually or in the aggregate, they could reasonably be expected to influence the economic decisions of users taken on the basis of this financial report.

As part of an audit in accordance with the Australian Auditing Standards, we exercise professional judgement and maintain professional scepticism throughout the audit. We also:

- Identify and assess the risks of material misstatement of the financial report, whether due to fraud or error, design and perform audit procedures responsive to those risks, and obtain audit evidence that is sufficient and appropriate to provide a basis for our opinion. The risk of not detecting a material misstatement resulting from fraud is higher than for one resulting from error, as fraud may involve collusion, forgery, intentional omissions, misrepresentations, or the override of internal control.
- Obtain an understanding of internal control relevant to the audit in order to design audit procedures that are appropriate in the circumstances, but not for the purpose of expressing an opinion on the effectiveness of the Group's internal control.
- Evaluate the appropriateness of accounting policies used and the reasonableness of accounting estimates and related disclosures made by the directors.
- Conclude on the appropriateness of the directors' use of the going concern basis of accounting and, based on the audit evidence obtained, whether a material uncertainty exists related to events or conditions that may cast significant doubt on the Group's ability to continue as a going concern. If we conclude that a material uncertainty exists, we are required to draw attention in our auditor's report to the related disclosures in the financial report or, if such disclosures are inadequate, to modify our opinion. Our conclusions are based on the audit evidence obtained up to the date of our auditor's report. However, future events or conditions may cause the Group to cease to continue as a going concern.
- Evaluate the overall presentation, structure and content of the financial report, including the disclosures, and whether the financial report represents the underlying transactions and events in a manner that achieves fair presentation.
- Plan and perform the group audit to obtain sufficient appropriate audit evidence regarding the financial information of the entities or business activities within the Group as a basis for forming an opinion on the Group financial report. We are responsible for the direction, supervision and review of the audit work performed for the purposes of the group audit. We remain solely responsible for our audit opinion.

We communicate with the directors regarding, among other matters, the planned scope and timing of the audit and significant audit findings, including any significant deficiencies in internal control that we identify during our audit.

We also provide the directors with a statement that we have complied with relevant ethical requirements regarding independence, and to communicate with them all relationships and other matters that may reasonably be thought to bear on our independence, and where applicable, actions taken to eliminate threats or safeguards applied.

From the matters communicated with the directors, we determine those matters that were of most significance in the audit of the financial report of the current period and are therefore the key audit matters. We describe these matters in our auditor's report unless law or regulation precludes public disclosure about the matter or when, in extremely rare circumstances, we determine that a matter should not be communicated in our report because the adverse consequences of doing so would reasonably be expected to outweigh the public interest benefits of such communication.

Report on the Remuneration Report

Opinion on the Remuneration Report

We have audited the Remuneration Report included in pages 8 to 13 of the Directors' Report for the year ended 30 June 2025.

In our opinion, the Remuneration Report of SDI Limited, for the year ended 30 June 2025, complies with section 300A of the *Corporations Act 2001*.

Responsibilities

The directors of the Company are responsible for the preparation and presentation of the Remuneration Report in accordance with section 300A of the *Corporations Act 2001*. Our responsibility is to express an opinion on the Remuneration Report, based on our audit conducted in accordance with Australian Auditing Standards.


DELOITTE TOUCHE TOHMATSU



Rachel Smith
Partner
Chartered Accountants
Melbourne, 25 September 2025

The shareholder information set out below was applicable as at 29 August 2025.

Distribution of equitable securities

Analysis of number of equitable security holders by size of holding:

	Ordinary shares		Options over ordinary shares	
	Number of holders	% of total shares issued	Number of holders	% of total shares issued
1 to 1,000	422	0.21	-	-
1,001 to 5,000	742	1.80	-	-
5,001 to 10,000	333	2.26	-	-
10,001 to 100,000	503	13.31	-	-
100,001 and over	83	82.42	-	-
	2,083	100.00	-	-
Holding less than a marketable parcel	168	0.03	-	-

Equity security holders

Twenty largest quoted equity security holders

The names of the twenty largest security holders of quoted equity securities are listed below:

	Ordinary shares	% of total shares issued
	Number held	
CURRANGO PASTORAL COMPANY PTY LTD	50,691,328	42.65
GARRETT SMYTHE LTD	3,779,583	3.18
MR NICHOLAS BARRY DEBENHAM & MRS ANNETTE CECILIA DEBENHAM	3,580,039	3.01
J P MORGAN NOMINEES AUSTRALIA PTY LIMITED	3,193,281	2.69
CITICORP NOMINEES PTY LIMITED	2,586,552	2.18
SILVERGLADES PTY LTD	2,357,829	1.98
INDCORP CONSULTING GROUP PTY LIMITED	2,250,000	1.89
MR NICHOLAS BARRY DEBENHAM	1,811,441	1.52
MR MICHAEL LAZZARIN	1,750,189	1.47
JEFFNPAM SUPERANNUATION FUND PTY LTD	1,421,085	1.20
FAIRVIEW (QLD) PTY LTD	1,333,861	1.12
HSBC CUSTODY NOMINEES (AUSTRALIA) LIMITED	1,324,994	1.11
GEOFF KNIGHT PTY LTD	1,215,790	1.02
MR BRENDAN FRANCIS CARROLL	1,040,490	0.88
BNP PARIBAS NOMS PTY LTD	1,008,449	0.85
DR MARTIN JAMES GREHAN & DR PENELOPE JANE SPRING	931,500	0.78
NEWECONOMY COM AU NOMINEES PTY LIMITED	815,212	0.69
BRANKA NOMINEES PTY LIMITED	800,220	0.67
VANWARD INVESTMENTS LIMITED	789,941	0.66
BACK TO MEDIA PTY LTD	601,500	0.51
	83,283,284	70.06

Unquoted equity securities

There are no unquoted equity securities.

Substantial holders

Substantial holders in the Company are set out below:

	Number held	Ordinary shares % of total shares issued
CURRANGO PASTORAL COMPANY PTY LTD*	50,691,328	42.65

* Registered holder of the relevant interest but may not be registered holder of the securities.

Voting rights

The voting rights attached to ordinary shares are set out below:

Ordinary shares

On a show of hands every member present at a meeting in person or by proxy shall have one vote and upon a poll each share shall have one vote.

There are no other classes of equity securities.

Directors	Jeffery James Cheetham OAM - Chairman Samantha Jane Cheetham John Joseph Slaviero Dr Geoffrey Macdonald Knight AM Gerald Allan Bullon Cameron Neil Allen Gerard Desmond Kennedy
Company secretary	John Joseph Slaviero
Registered office	5 - 9 Brunsdon Street Bayswater VIC 3153 P: (03) 8727 7111 or 1800 337 003 F: (03) 8727 7222
Share register	MUFG Corporate Markets A division of MUFG Pension & Market Services Liberty Place, Level 41, 161 Castlereagh Street, Sydney, NSW, 2000 P: +61 1300 554 474
Auditor	Deloitte Touche Tohmatsu 477 Collins Street Melbourne VIC 3000
Bankers	HSBC Bank Australia Limited Level 10 333 Collins Street Melbourne VIC 3000
Stock exchange listing	SDI Limited shares are listed on the Australian Securities Exchange (ASX code: SDI)
Website	www.sdi.com.au
Email	info@sdi.com.au
Corporate governance statement ('CGS')	<p>The Directors and Management are committed to conducting the business of SDI Limited in an ethical manner and in accordance with the highest standards of corporate governance. SDI Limited has adopted and substantially complied with the ASX Corporate Governance Principles and Recommendations (Fourth Edition) ('Recommendations') to the extent appropriate to the size and nature of its operations.</p> <p>The Corporate Governance Statement and appendix 4G, which sets out the corporate governance practices that were in operation during the financial year, was approved by the Board of Directors (the 'Board') at the same time as this Annual Report and can be found on its website: https://www.sdi.com.au/au/corporate-governance/.</p>

The following is a summary of our approach towards sustainability related issues across the consolidated entity.

SDI's FY25 Sustainability report

In FY25, SDI made significant progress in strengthening its ESG foundations and is proud to present a summary of its inaugural Sustainability report. The full report, which provides detailed insights into the management of SDI's material topics and the steps the Company is taking to ensure compliance with the mandatory Australian Sustainability Reporting Standards, is available on SDI's website.

FY25 Sustainability highlights

- Over 2,500m³ of cardboard, plastics, e-waste, chemical containers, and wood recycled each year
- Donated \$66,000 in products, services, and cash to humanitarian causes. These contributions translate to over 42,000 fillings
- 81% of employees are proud to work for SDI*
- Dedicated ESG Committee to oversee sustainability integration and reporting
- Completed SDI's inaugural ESG scorecard for tracking of our sustainability metrics

* Results from FY25 Culture Survey

Our approach to Sustainability

At SDI, sustainability is embedded in the way the Company operates, innovates, and delivers value to stakeholders. As a manufacturer of specialised dental products, SDI plays a unique role in improving global oral health and, in turn, overall quality of life. This commitment extends to reducing the environmental footprint of its operations through waste reduction, recycling, sustainable packaging, and energy efficiency initiatives. These commitments are central to SDI's culture, governance, and operations, exemplified by the development of the new Montrose facility, designed to cut energy use and greenhouse gas emissions by between 30% to 50%.

Socially, SDI supports global and local communities through significant donations of products, services, and funding to improve dental health in underserved areas, while fostering an inclusive and engaged workplace through initiatives like employee engagement surveys. Strong governance underpins these efforts, with the ESG Committee serving as a central forum where representatives present information and input from their respective business units. This structure ensures a direct flow of insights, reinforces accountability, promotes transparency, and upholds ethical conduct across the organisation.

This integrated approach ensures SDI's pursuit of innovation and market leadership goes hand in hand with environmental stewardship, community wellbeing, and responsible corporate practices.

Reporting approach

SDI's reporting approach is designed to ensure transparency, consistency, and alignment with internationally recognised sustainability standards, which provide best-practice guidance for defining material topics, structuring the reporting process, and tracking performance through measurable metrics.

As an Australian company, SDI is subject to the Australian Sustainability Reporting Standards (ASRS) and, based on current projections as a Group 3 entity, will be required to produce its first AASB S2 Climate Statement for the FY28 reporting period. Preparations are already underway, led by the ESG Committee and supported by Automic ESG, a leading Australian ESG advisory firm, and progress to date is outlined across the various sections of this report.

Key reporting actions include:

- **ESG Roadmap development:** Defining SDI's ESG Roadmap (Figure X) to establish priority focus areas and align with the UN Sustainable Development Goals.
- **Preparing for compliance with AASB S2:** Planning to commence reporting in line with AASB S2 requirements.

Assessments and audits: Completion of Scope 1 and 2 greenhouse gas (GHG) assessments since FY23 (Table 1), along with packaging audits to identify packaging reduction and recyclability opportunities.

Figure X: SDI's 4-year ESG Roadmap



Table 1: SDI's Scope 1 and 2 emissions from FY23

Reporting year	Scope 1 Emissions (tCO ₂ -e)	Scope 2 Emissions (tCO ₂ -e)	Total Emissions (tCO ₂ -e)	Total Emissions Reduction vs Base year %
FY23	161.69	3,037.49	3,196.20	-
FY24	172.65	2,549.25	2,721.90	(14.84%)
FY25	140.06	2,305.44	2,445.50	(23.49%)

Materiality assessment

In FY24, SDI conducted a Materiality Assessment aimed at identifying and prioritising the ESG topics most significant to the Company and its stakeholders. The process involved surveying internal and external stakeholders, including employees, leadership, suppliers, customers, and community representatives, to evaluate the perceived influence and impact of various ESG issues on SDI’s long-term sustainable success.

With a response rate exceeding 70%, including one-third from external stakeholders, the assessment captured diverse perspectives on key risks, opportunities, and ESG performance. The results were plotted in a materiality matrix (Figure 1), identifying priority topics such as product safety, health and safety, business ethics and values, and transparency and disclosure. These findings were validated by leadership to ensure strategic alignment and will inform SDI’s future ESG strategy, reporting, and resource allocation. Each of the material topics outlined below were informed and led to the development of the four focus areas and corresponding pillars of our ESG Scorecard.

In FY26, SDI will review its material topics to ensure they remain relevant in light of business priorities, operational changes, and evolving stakeholder expectations, in line with ESG best-practice.



Figure 1: SDI's materiality matrix

FY25 ESG scorecard and performance

As part of SDI's ongoing ESG advancement, a key action for FY25 is the development of an ESG Scorecard to support the structured management and monitoring of strategic initiatives aligned with broader corporate objectives. Each action, grouped under defined focus areas, will be detailed to show how initiatives are governed, tracked, and the impact they deliver across the business and community.

Focus area	Pillar	Commitment	Progress
Resilient and ethical operations	Transparency and disclosure	Advancing ESG leadership through alignment with global standards, robust ethical governance, and transparent reporting that reflects our values, engages stakeholders, and drives long-term sustainable impact.	89%
	Risk management	Building a resilient and future-ready organisation by integrating sustainability and climate considerations into our risk management practices and embracing innovation to drive safer, more efficient operations.	80%
	Business ethics and values	Shaping a values-driven organisation that upholds strong governance and creating meaningful, lasting impact through community engagement, education, and social responsibility.	35%
Safe, diverse workforce	Occupational health and safety	Fostering a safe, healthy, and supportive work environment that prioritises employee wellbeing, proactive care, and continuous improvement	16%
	Diverse and inclusive	Embedding diversity, equity, and inclusion at the core of our organisation through purposeful action, inclusive culture, and transparent accountability.	30%
	Training and education	Investing in continuous talent development, strategic skills growth, and ongoing learning opportunities to drive long-term organisational success.	30%
Sustainable production	Emissions and energy efficiency	Advancing sustainable energy practices and achieving measurable emissions reductions through strategic initiatives, innovation, and ongoing performance monitoring.	19%
	Waste management and recycling	Embedding circular economy principles across our value chain by driving innovation, optimising resource use, and reducing waste to create more sustainable and resilient operations.	43%
	Sustainable products	Driving sustainable innovation across our product lifecycle by embedding environmental considerations into design, packaging, and supply chain decisions, creating long-term value for customers, partners, and planet.	8%
Responsible value chain	Ethical sourcing	Championing ethical governance, sustainability, and transparency across our value chain, fostering enduring responsibility, integrity, and positive impact.	55%
	Product safety	Ensuring the highest standards of product safety and driving industry-wide innovation to promote safer, more sustainable dental materials.	78%
	Customer satisfaction	Actively listening to our customers and leveraging insights to drive innovation, enhance sustainability, and optimise value across our products.	13%

WORLD WIDE DISTRIBUTION

SUBSIDIARIES/WAREHOUSES

AUSTRALIA [HEAD OFFICE]

SDI LIMITED
3-15 Brunsdon Street
Bayswater, Victoria 3153
Australia
Tel +61 3 8727 7111
Fax +61 3 8727 7222
Toll Free 1 800 337 003
Email: Info@sdi.com.au

BRAZIL

**SDI HOLDINGS PTY LTD
DO BRASIL.**
Escritório administrativo:
Av. Paulista, 2300 - Pilotis
CEP:01310-300 - Bela Vista -
São Paulo/SP, Brasil
Armazém:
Av. Doutor Reinaldo
Schmithausen, 3141 A
CEP: 88310-004 -Cordeiros -
Itajaí/SC, Brasil
Tel +55 11 3092 7100
Fax +55 11 3092 7101
Email: Brasil@sdi.com.au

USA AND CANADA

SDI (North America) Inc.
1279 Hamilton Parkway
Itasca, IL 60143 USA
Tel +1 630 361 9200
Fax +1 630 361 9222
Toll Free 1 800 228 5166
Email: USA.Canada@sdi.com.au

GERMANY

SDI GERMANY GMBH
Hansestrasse 85
51149 Cologne
Germany
Tel +49 [0] 2203 9255 0
Fax +49 [0] 2203 9255 200
Free phone 0800 1005759
Email: Germany@sdi.com.au

UNITED KINGDOM

SDI DENTAL INNOVATIONS LIMITED
Hunters Lodge
Midhurst Road
Lavant, PO180DA
United Kingdom
Free phone 00800 0225 5734
Email: UK@sdi.com.au



DISTRIBUTED IN **100+**
COUNTRIES GLOBALLY

For personal use only

YOUR SMILE

CREATED
BY SDI.
RESEARCH
MANUFACTURING
DEVELOPMENT



YOUR SMILE. OUR VISION.

MADE IN AUSTRALIA
by SDI Limited
Bayswater, Victoria 3153, Australia
AUSTRALIA 1800 337 003
www.sdi.com.au

AUSTRIA 00800 0225 5734
BRAZIL 0800 770 1735
FRANCE 00800 0225 5734
GERMANY 0800 100 5759
IRELAND 00800 0225 5734

ITALY 00800 0225 5734
NEW ZEALAND 0800 808 855
SPAIN 00800 0225 5734
UNITED KINGDOM 00800 0225 5734
USA & CANADA 1 800 228 5166