



**titaniumsands**  
LTD

**ABN 65 009 131 533**

**Titanium Sands Limited**

**Annual Financial Report  
For the year ended 30 June 2025**

For personal use only

# Contents

	Page
Corporate Information	3
Directors' report	4
Consolidated statement of profit or loss and other comprehensive income	19
Consolidated statement of financial position	20
Consolidated statement of changes in equity	21
Consolidated statement of cash flows	22
Notes to the consolidated financial statements	23
Consolidated Entity Disclosure Statement	38
Directors' declaration	39
Auditor's independence declaration	40
Auditor's report	41
Schedule of exploration tenements	45
Additional shareholder information	46

For personal use only

# Corporate Information

## Directors

James Searle  
Jason Ferris  
Lee Christensen

## Company Secretary

Mr Alan Armstrong

## Registered Office and Principal Place of Business

Level 8, 216 St Georges Terrace  
PERTH WA 6000  
Telephone: (08) 9481 0389 Facsimile: (08) 9463 6103

## Share Registry

Computershare Investor Services Pty Limited  
Level 17  
231 St Georges Terrace  
PERTH WA 6000  
Telephone: (08) 6188 0800

## Website

[www.titaniumsands.com.au](http://www.titaniumsands.com.au)

## Place of Incorporation

Western Australia

## Auditors

BDO Audit Pty Ltd  
Level 9, Mia Yellagonga Tower 2  
Perth WA 6000

## Stock Exchange

ASX Limited  
Exchange Plaza  
Level 40  
152-158 St Georges Terrace  
PERTH WA 6000

## ASX Code

TSL

For personal use only

# Titanium Sands Limited

## Directors' report

### For the year ended 30 June 2025

#### Directors

The Directors of the Company at any time during or since the end of the financial year are:

#### Name, qualifications and independence status

#### Experience, special responsibilities and other directorships

James Searle  
*Managing Director*

Dr Searle was appointed as a Director of the Company on 2 March 2016.

Dr Searle has over 35 years' experience in base metals, precious metals and mineral sand deposits. He has led successful exploration, project development and operational teams in Australia, Africa, Northern Europe, and Central Asia. Dr Searle has a BSc(Hons) in geology and a PhD from the University of Western Australia. He is a Member of the Australian Institute of Mining and Metallurgy and has over 26 years' experience in executive and non-executive Director roles on Australian Securities Exchange listed public company boards.

Dr Searle holds 600,000 shares, 100,000 options, exercisable at \$0.023 and expiring on 16 February 2026 and 10,000,000 options exercisable at \$0.006 expiring on 13 November 2028, as at the date of this report.

During the past three years, Dr Searle has not served as a Director for other listed companies.

Jason Ferris  
*Non-Executive Director*

Mr Ferris was appointed as a Director of the Company on 31 July 2014.

Mr Ferris has worked in financial services, property and corporate finance industries for more than 29 years. Mr Ferris holds a Master of Business Administration (Finance) and is a Fellow of the Australian Institute of Management (FAIM) and a Member of the Australian Institute of Company Directors (MAICD). He has facilitated many joint venture opportunities in the property, tech and mining sectors.

Mr Ferris holds 5,440,000 shares, 490,001 options, exercisable at \$0.023 and expiring on 16 February 2026 and 10,000,000 options exercisable at \$0.006 expiring on 13 November 2028, as at the date of this report.

During the past three years, Mr Ferris has served as a Director for the following other listed companies:

- First Lithium Limited – appointed 4 September 2023.

Lee Christensen  
*Non-Executive Director and Chairman*

Mr Christensen was appointed as a Director of the Company on 16 April 2015.

Mr Christensen is a senior lawyer in Perth, specialising in dispute resolution, insolvency and restructures. He has many years of commercial litigation and insolvency law experience having acted in major insolvencies in Western Australia. His in-depth understanding and proven application of Insolvency issues sees him regularly advising external administrators, trustees, creditors and bankrupts on all of its ramifications.

Mr Christensen holds 21,672,000 shares, 3,612,001 options, exercisable at \$0.023 and expiring on 16 February 2026 and 8,000,000 options exercisable at \$0.006 expiring on 13 November 2028, as at the date of this report.

During the past three years, Mr Christensen has served as a Director for the following other listed companies:

- First Lithium Limited – appointed 4 September 2023.

# Titanium Sands Limited

## Directors' report

### For the year ended 30 June 2025

#### Company Secretary

Mr Alan Armstrong was appointed Company Secretary on 16 October 2020. Mr Armstrong is a Chartered Accountant with over 15 years' experience having spent most of his career providing accounting and advisory services to resource companies. Mr Armstrong has a Bachelor of Business (Accounting/Finance) from Charles Sturt University and is a member of the Institute of Australian Chartered Accountants. Additionally, Mr Armstrong is a graduate and member of the Australian Institute of Company Directors.

#### Directors' meetings

The number of meetings of the Company's Directors held during the year ended 30 June 2025, whilst each director was in office, and the number of meetings attended by each Director, were:

<i>Director</i>	<i>Board of Directors' Meetings</i>	
	<i>No. eligible to attend</i>	<i>No. attended</i>
<b>James Searle</b>	1	1
<b>Jason Ferris</b>	1	1
<b>Lee Christensen</b>	1	1

#### Principal activities

The current principal activity and key focus for the Group during the year is mineral exploration. During the year there has been no significant change in the state of affairs of the Group.

#### Operating and financial review

The net loss of the Group for the financial year ended 30 June 2025 amounted to \$1,089,204 (2024: \$2,155,055). The current year loss was incurred from in the ordinary course of the business. The net assets of the group for the financial year ended 30 June 2025 amount to \$23,398,266 (2024: \$23,210,829).

The Company is focused upon exploring and developing the Mannar Island Project in Sri Lanka. Material business risks that may impact the results of future operations include tenure risks, environmental risks, ore reserve and mineral resources estimates, Sri Lankan country risk, exploration, development, mining and processing risks, access risks, debt funding risks, future commodity prices and currency exchange risks, government and regulatory risk, reliance on key personnel, operating risks, capital costs, operating costs, safety, political and regulatory risks and contract risk.

#### Events Subsequent to the Reporting Date

The Company has no matters or circumstances that have arisen since the end of the financial period which significantly affected or may significantly affect the operations of the Company, the results of those operations, or the state of affairs of the Company in future financial years.

# Titanium Sands Limited

## Directors' report

For the year ended 30 June 2025

### REVIEW OF OPERATIONS

#### OVERVIEW

The Mannar Island Heavy Mineral Sands Project in Northwest Sri Lanka is 100% controlled by Titanium Sands Ltd (the Company) (Figure 1). The project is an ilmenite feedstock project with minor credits from other mineral components. The high-quality ilmenite product is expected to find a ready market with titanium slag and sulphate route pigment producers in the Middle East, Korea, India, China and elsewhere. Following the completion of a positive scoping study in May 2023 the operational priority (<sup>1</sup> [ASX Announcement of the 12<sup>th</sup> of May 2023](#)) for Titanium Sands Ltd to the 30<sup>th</sup> of June 2025 has been the processes necessary for securing an Industrial Mining License (IML) and other regulatory approvals for the project. A significant step was the issuance of the Terms of Reference (TOR) for the project issued by the Central Environment Agency (CEA) (<sup>2</sup> [ASX Announcement of the 25<sup>th</sup> of March 2025](#)). This has enabled Titanium Sands' environmental consultants to progress the Environmental Impact Assessment (EIA). The EIA is a necessary precursor to the grant of an IML.

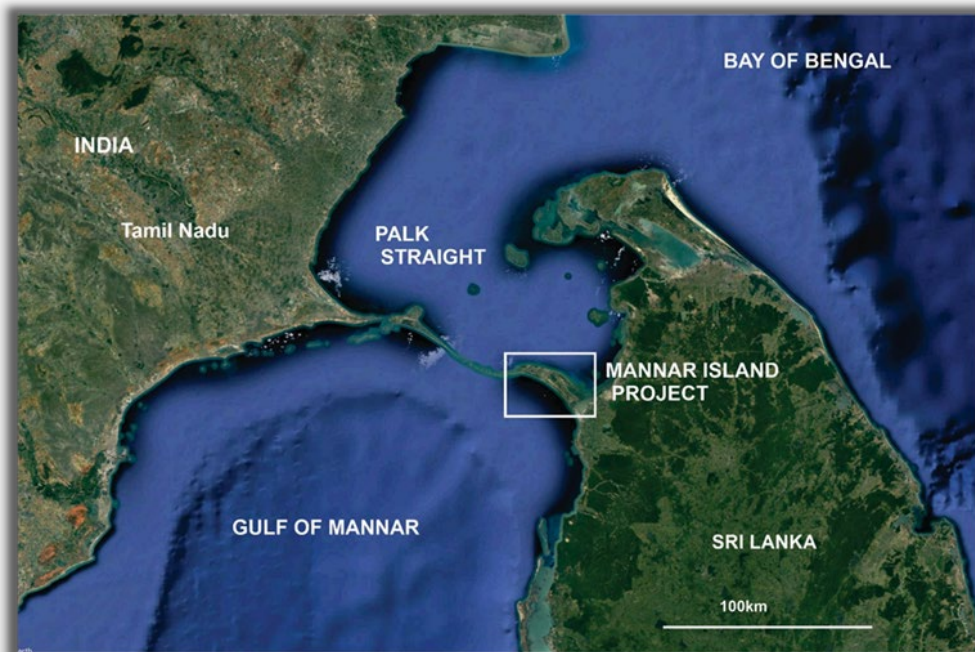


Figure 1 Location of the Mannar Island Heavy Mineral Sand Project, northwest Sri Lanka.

**Titanium Sands Limited**  
**Directors' report (continued)**  
For the year ended 30 June 2025

**MINERAL RESOURCES**

A mineral resource estimate (MRE) was completed in (Table 1) March 2023 (<sup>3</sup>ASX Announcement 15/3/2023). Based on a 2% THM (Total Heavy Mineral) lower cut-off grade the MRE stands at 318 Mt at 4.17% THM.

Resource Category	Volume (Mm <sup>3</sup> )	Tonnes (M)	Thm %	Silt %	Ovz %	Ilm %	Leu %	Rut %	Zir %	Gar %
Indicated	83.3	145.7	4.28	1.76	18.41	1.90	0.35	0.08	0.09	0.44
Inferred	98.5	172.3	4.07	1.31	16.37	1.87	0.31	0.08	0.10	0.30
<b>Total</b>	<b>181.7</b>	<b>318.0</b>	<b>4.17</b>	<b>1.52</b>	<b>17.30</b>	<b>1.88</b>	<b>0.33</b>	<b>0.08</b>	<b>0.10</b>	<b>0.37</b>

**Table 1 Mineral Resource Estimate based on a 2% THM lower cut off. A complete JORC2012 compliant statement of this MRE is contained in <sup>3</sup>ASX Announcement 15/3/2023.**

Resource Category	Volume (Mm <sup>3</sup> )	Tonnes (M)	Thm %	Silt %	Ovz %	Ilm %	Leu %	Rut %	Zir %	Gar %
Indicated	50.7	88.7	5.45	1.39	15.54	2.48	0.44	0.10	0.11	0.58
Inferred	56.2	98.4	5.27	1.26	15.50	2.48	0.40	0.11	0.13	0.41
<b>Total</b>	<b>106.9</b>	<b>187.0</b>	<b>5.36</b>	<b>1.32</b>	<b>15.52</b>	<b>2.48</b>	<b>0.42</b>	<b>0.10</b>	<b>0.12</b>	<b>0.49</b>

**Table 2 Mineral Resource Estimate based on a 3% THM lower cut off. A complete JORC2012 compliant statement of this MRE is contained in <sup>3</sup>ASX Announcement 15/3/2023.**

A continuous higher-grade zone measuring 10km by up to 2km and down to depth of 8-12m (the zone remains largely open at depth) was identified within the above mineral resource (Figure 2). Using the 2% lower cut off the higher-grade resource contains 145.6Mt at 4.48% THM (Table 2) or for a 3% lower cut off (Table 3) 82.0Mt at 6.03% THM. This higher-grade zone was used as the basis for the scoping study previously reported to the ASX in <sup>3</sup>ASX Announcement 15/3/2023 .

Resource Category	Volume (Mm <sup>3</sup> )	Tonnes (M)	Thm %	Silt %	Ovz %	Ilm %	Leu %	Rut %	Zir %	Gar %
Indicated	62.4	109.1	4.32	2.04	23.05	1.92	0.35	0.07	0.09	0.53
Inferred	20.9	36.5	4.93	2.13	24.97	2.31	0.39	0.08	0.11	0.58
<b>Total</b>	<b>83.3</b>	<b>145.6</b>	<b>4.48</b>	<b>2.07</b>	<b>23.53</b>	<b>2.02</b>	<b>0.36</b>	<b>0.07</b>	<b>0.10</b>	<b>0.54</b>

**Table 3 Mineral resource estimate for a higher-grade zone contained within the resources Tabulated above for a 2% lower cut off\* in <sup>3</sup>ASX Announcement 15/3/2023.**

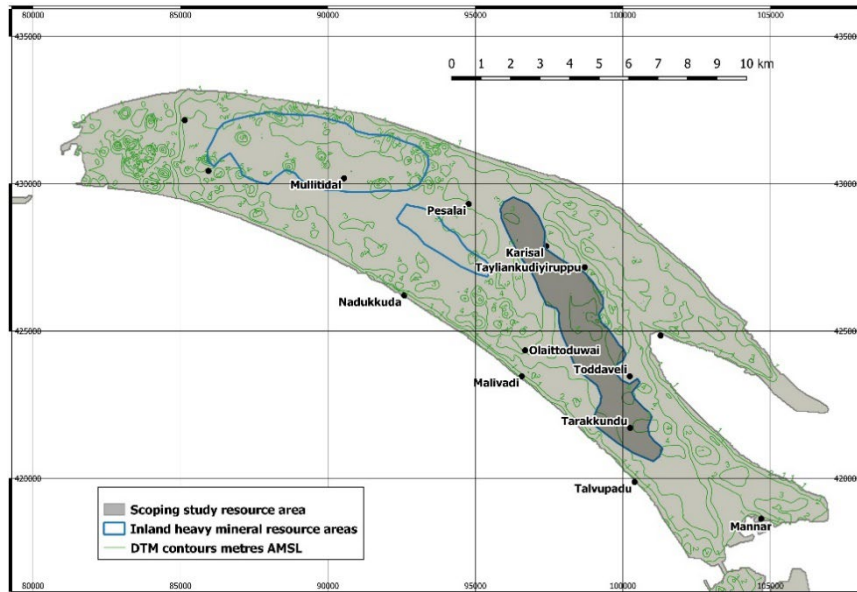
Resource Category	Volume (Mm <sup>3</sup> )	Tonnes (M)	Thm %	Silt %	Ovz %	Ilm %	Leu %	Rut %	Zir %	Gar %
Indicated	35.0	61.1	5.78	1.62	20.70	2.64	0.48	0.09	0.12	0.73
Inferred	12.0	21.0	6.78	1.71	22.59	3.27	0.53	0.10	0.14	0.82
<b>Total</b>	<b>47.0</b>	<b>82.0</b>	<b>6.03</b>	<b>1.64</b>	<b>21.18</b>	<b>2.80</b>	<b>0.49</b>	<b>0.09</b>	<b>0.13</b>	<b>0.75</b>

**Table 4 Mineral resource estimate for a higher-grade zone contained within the resources Tabulated above for a 3% lower cut off\* in <sup>3</sup>ASX Announcement 15/3/2023).**

\*Notes to tables 1 ,2 3 and 4 above:

- Mineral assemblage is reported as in situ weight percentage of the resource.
- Appropriate rounding of the numbers has been applied.

**Titanium Sands Limited**  
**Directors' report (continued)**  
 For the year ended 30 June 2025

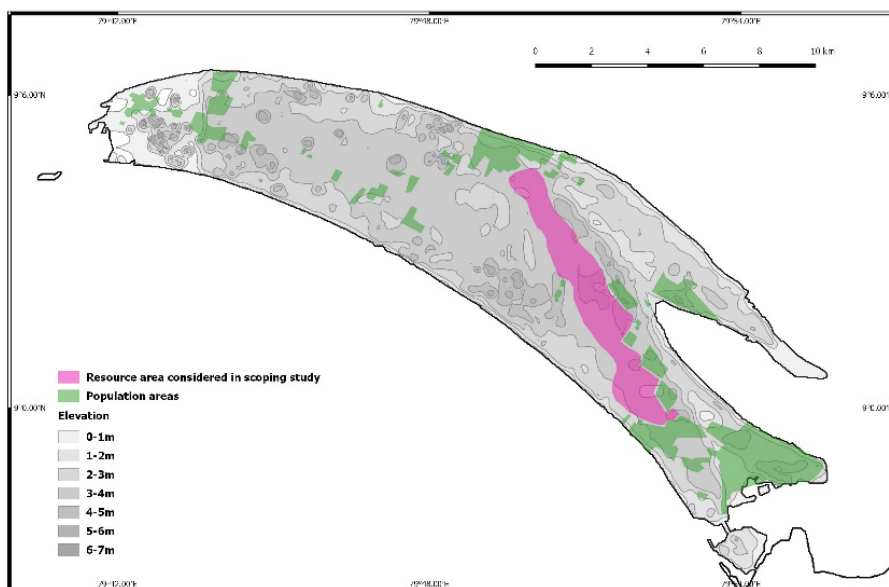


**Figure 2 Inland mineral resource areas including scoping study mineral resource area.**

### SCOPING STUDY

The scoping study (*ASX Announcement 12/5/ 2023*) scenario was selected on a project format with a modest capital hurdle but of sufficient scale and project life that its products would be attractive to potential offtake partners. Consequently, the study was based on a single dredge continuously mining the higher-grade zone identified in the resource modelling and measuring 10km by up to 2 km wide zone at rate of 4 million tonnes per annum over a period of 20 years (Figure 3). This zone contains 82million tonnes at 6.03% THM on a lower grade cut-off grade of 3% (Table 4) out of the total current mineral resource estimate of 187 million tonnes at 5.36%THM on a 3% THM lower cut off (Table 2). The mineral resources subject to this scoping study scenario therefore represent 44% of the total mineral resource estimates for the project at lower cut off of 3%.

The scoping study indicated that this project scenario is economically robust and consequently more definitive studies are underway to examine the feasibility of second or even third dredges and expanded processing capacities to potentially exploit capital and operational efficiencies.



**Figure 3 Portion of resource considered in the scoping study base case.**

# Titanium Sands Limited

## Directors' report (continued)

### For the year ended 30 June 2025

## REGULATORY PROGRESS

### *Sri Lankan Elections*

Following on from the Sri Lankan presidential elections on the 21<sup>st</sup> of September 2024, which produced a clear winner with His Excellency Anura Dissanayake of the National Peoples Party (NPP) elected in a second round run off with 56% of the vote against Sajith Premadasa of the Samaji Jana Balawegaya (SJB). President Dissanayake then used his presidential powers to call a parliamentary election to be held on the 21<sup>st</sup> of November.

The Dissanayake led NPP won a 2/3 majority in the parliamentary elections. This strong result has enabled the government to make major changes with new appointments across many Ministries and Departments. This is expected to ensure that the Government's stated objectives for better and more efficient governance will impact positively on regulatory processes related to in-bound investment and delivery of services to the people of Sri Lanka.

### *Central Environment Authority Key Stakeholder Presentations*

As previously announced (<sup>4</sup> *ASX Announcement 21<sup>st</sup> of October 2024*) Titanium Sands Limited has completed its presentation to the Central Environment Authority (CEA), with 34 key stakeholders from various governmental departments at a formal meeting held recently at the CEA head office in Colombo (*Image 1,2*).

The objectives of this meeting were to hear from all stakeholders and for the Company to have the opportunity to present its project scoping plan, outlining the next steps for the Project.

The Director General of CEA, Hemantha Jayasinghe, supported by the Board of Investment (BOI) facilitated the meeting and directed all parties to provide comments in writing to be included in the proposed upcoming Terms of Reference (TOR). The next steps are for a combined site visit by all the interested stakeholders followed by the TOR being issued to the Company.

Subsequent to the end of the December Quarter, a further meeting was held between the TSL Managing Director Dr James Searle, the CEA Chairman, Director General and the CEA Management on the 16<sup>th</sup> of January 2025. The CEA subsequently issued the project TOR in March 2025 (<sup>2</sup> *ASX Announcement of the 25<sup>th</sup> of March 2025*)

The Environmental Impact Assessment (EIA) is now nearing completion and once completed, the EIA can be signed off and lodged with the CEA for approval and then an IML recommendation.

### *GSMB Approves Consolidation of tenure*

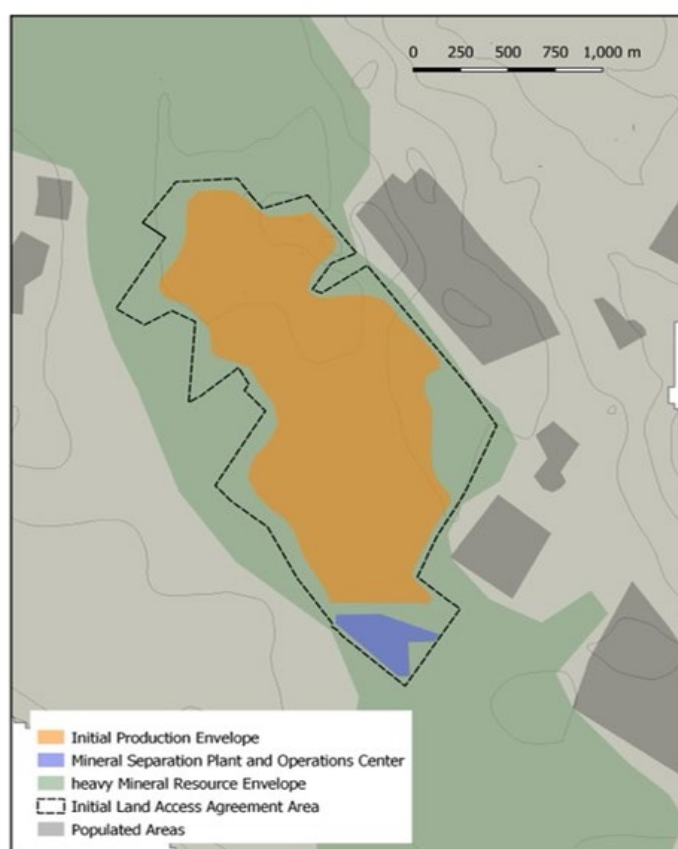
As previously announced (<sup>5</sup> *ASX Announcement 31<sup>st</sup> of October 2024*) the Geological Survey and Mines Bureau (GSMB) has approved and amended the tenure held by the Company (Table 1), to assist the regulatory process of obtaining an Industrial Mining License (IML). All five (5) licences held in the project high grade zone are now held in the name of Orion Minerals (Pvt) Ltd. The consolidation of licenses was a requirement of the Board of Investment (BOI) to allow them to be able to assess the application to provide the Company approval for the significant foreign investment required for the project once the IML is issued.

The Company received retention renewals from the GSMB for the 4 Orion licenses covering the Scoping Study area high grade resource zone in May 2025 (<sup>6</sup> *ASX Announcement of the 28<sup>th</sup> May 2025*) . Renewal of the 5<sup>th</sup> Orion retention license is pending.

**Titanium Sands Limited**  
**Directors' report (continued)**  
 For the year ended 30 June 2025



**Figure 5: Priority zone 1 Land Access Agreement area at Mannar Island.**



**Figure 6: Mannar Island initial production envelope, Mineral separation plant and operations centre.**

For personal use only

**Titanium Sands Limited**  
**Directors' report (continued)**  
For the year ended 30 June 2025



**Figure 7: Identifying locations for environmental clearance review**

## TENURE

As outlined above the GSMB has approved the consolidation of the 5 core project licences so they are now held in the name of Orion Minerals (Pvt) Ltd. Also 4 of the retention licences have been renewed and renewal of the 5<sup>th</sup> license is pending.

Exploration Licence	Holder	EL	Validity	Area	Status
EL 351	Orion Minerals (PVT) LTD	13/12/2024	12/12/2025	15km <sup>2</sup>	Current - retention
EL 425	Orion Minerals (PVT) LTD	19/11/2024	18/11/2025	10km <sup>2</sup>	Current - retention
EL 423	Orion Minerals (PVT) LTD	15/11/2024	14/11/2025	5km <sup>2</sup>	Current - retention
EL 424	Orion Minerals (PVT) LTD	15/11/2024	14/11/2025	8km <sup>2</sup>	Current - retention
EL 370	Orion Minerals (PVT) LTD	18/05/2024	17/05/2025	31km <sup>2</sup>	Retention Pending
EL 180/R/3	Applex Ceylon (PVT) LTD	5/03/2019	4/03/2021	45km <sup>2</sup>	Renewal Pending
EL 182/R/3	Applex Ceylon (PVT) LTD	5/03/2019	4/03/2021	26km <sup>2</sup>	Renewal Pending
EL 371	Hammersmith Ceylon (PVT) LTD	26/02/2018	25/02/2020	4km <sup>2</sup>	Renewal Pending
EL 372	Hammersmith Ceylon (PVT) LTD	26/02/2018	25/02/2020	51km <sup>2</sup>	Renewal Pending
			Total	195km <sup>2</sup>	

**Table 5 Mannar Island Project Current tenure**

# Titanium Sands Limited

## Directors' report (continued)

### For the year ended 30 June 2025

## OPERATIONAL OUTLOOK

The immediate operational focus is to achieve completion of the EIA and grant of the Industrial Mining Licence for the Mannar Heavy Mineral Project. This will then enable the project to undertake advanced feasibility analyses of development options aimed at securing financing and off take commitments. Completion of the Environmental Impact Assessment is a major step in the application process for an Industrial Mining License.

### Previously Reported Information Footnotes

This report includes information that relates to Exploration Results and Mineral Resources prepared and first disclosed under JORC Code 2012 and references to other ASX announcements. The information was extracted from the Company's previous ASX announcements as follows:

<sup>1</sup> ASX Announcement 12<sup>th</sup> of May 2023 Scoping Study- Mannar Heavy Mineral Project.

<sup>2</sup> ASX Announcement 25<sup>th</sup> March 2025 Terms of Reference for EIS provided for Mannar Project

<sup>3</sup> ASX Announcement 15<sup>th</sup> of March 2023 Updated Resource Estimate -Mannar Heavy Mineral Project.

<sup>4</sup> ASX Announcement 21<sup>st</sup> of October 2024 CEA Key Stakeholder Presentation Completed

<sup>5</sup> ASX Announcement 31<sup>st</sup> of October 2024 Sri Lankan Government Approves Consolidation of Licenses

<sup>6</sup> ASX Announcement 22<sup>nd</sup> of January Response to ASX Query Letter.

These announcements are available to view on the Company's website [www.titaniumsands.com.au](http://www.titaniumsands.com.au)

## COMPLIANCE STATEMENTS

### Previously Reported Exploration Results and Mineral Resources

This report includes information (Tables 1, 2,3 and 4) that relates to Mineral Resources prepared and first disclosed under JORC Code 2012. The information was extracted from the Company's previous ASX announcements as follows: Released to the ASX (ASX Announcement 15<sup>th</sup> March 2023 : Updated Resource Estimate- Mannar Heavy Mineral Project). This announcements is available to view on the Company's website [www.titaniumsands.com.au](http://www.titaniumsands.com.au). The Company confirms that it is not aware of any new information or data that materially affect the information included in the relevant market announcement and, in the case of estimates of the Company's Mineral Resources that all material assumptions and technical parameters underpinning the estimates in the relevant market announcement continue to apply with respect to the resource block model and total heavy mineral content and have not materially changed. The Company confirms that the form and context in which the Competent Persons' findings are presented have not been materially modified from the relevant original market announcements.

### Forward-Looking Statements

This document may include forward-looking statements. Forward-looking statements include, but are not limited to, statements concerning the Company's planned exploration program and other statements that are not historical facts. When used in this document, the words such as "could," "plan," "expect," "intend," "may", "potential," "should," "further" and similar expressions are forward-looking statements. Although the Company believes that its expectations reflected in these forward-looking statements are reasonable, such statements involve risks and uncertainties and no assurance can be given that further exploration will result in additional Mineral Resources.

### Competent Persons

Except where indicated, exploration and technical information above have been reviewed and compiled by James Searle BSc (hons), PhD, a Competent Person who is a Member of the Australian Institute of Mining and Metallurgy, with over 40 years of experience in metallic and energy minerals exploration and development, and as such has sufficient experience which is relevant to the style of mineralisation and type of deposits under consideration as a Competent Person as defined in the 2012 Edition of the "Australasian Code for Reporting of Exploration Results, Mineral Resources and Ore Reserves". Dr Searle is the Managing Director of Titanium Sands Limited and consents to the inclusion of this technical information in the format and context in which it appears.

# Titanium Sands Limited

## Directors' report

### For the year ended 30 June 2025

#### Corporate

On 5 December 2025 28,000,000 unlisted options were issued to Directors after shareholder approval was received at the Annual General Meeting held on 13 November 2024. The options are exercisable at \$0.006 expiring 13 November 2028.

On 18 February 2025 the Company issued 125,000,000 Shares to raise \$500,000 (before costs) in a placement to sophisticated investors under the Company's existing capacity along with one free attaching unlisted option (exercisable at \$0.023 and expiring 2 years from the date of issue) for every 2 shares issued under the placement. The Company issued 20,000,000 options to the Lead manager (exercisable at \$0.023 and expiring 2 years from the date of issue) at an issue price of \$0.00001 per Option.

On 6 June 2025 the Company entered into a loan agreement for a major sophisticated and professional shareholder for a loan of \$600,000 (before costs). Repayment of loan and interest of 10% is due 30 June 2026 and the loan and interest is convertible to equity should the lender elect to do so.

#### Directors' and executive officers' remuneration – audited

##### Principles of compensation

This report outlines the remuneration arrangements in place for directors of Titanium Sands Limited in accordance with the requirements of the Corporations Act 2001 and its Regulations. For the purpose of this annual financial report, Key Management Personnel (KMP) of the Company are defined as those persons having authority and responsibility for planning, directing and controlling the major activities of the Company, directly or indirectly.

##### Details of Key Management Personnel during the year ended 30 June 2025

James Searle (appointed 2 March 2016)

Jason Ferris (appointed 31 July 2014)

Lee Christensen (appointed 16 April 2015)

Doug Martens (appointed 6 November 2023)

##### Remuneration Policy

The Board is responsible for determining and reviewing compensation arrangements for the Directors. The Board assesses the appropriateness of the nature and amount of emoluments of such officers on a periodic basis by reference to relevant employment market conditions with the overall objective of ensuring maximum stakeholder benefit from the retention of a high quality board and executive team. The Group does not link the nature and amount of the emoluments of such officers to the Group's financial or operational performance with the exception of options issued to the directors which were issued and vested on completion of the acquisition of Srinel Holdings Limited in December 2019. The expected outcome of this remuneration structure is to retain and motivate Directors. During the current and prior financial year, the Group did not employ the use of remuneration consultants.

The Board's policy is to remunerate Non-Executive Directors based on market practices, duties and accountability. The maximum aggregate amount of fees that can be paid to Non-Executive Directors is subject to approval by Shareholders at the Annual General Meeting ("AGM"). The maximum aggregate amount of fees payable has been set at \$480,000pa.

#### Relationship between the Remuneration Policy and Company Performance

	30 June 2025	30 June 2024	30 June 2023	30 June 2022	30 June 2021
	\$	\$	\$	\$	\$
Revenue	-	-	-	1,101	-
Basic loss per share (cents)	(0.047)	(0.11)	(0.09)	(0.09)	(0.12)
Diluted loss per share (cents)	(0.047)	(0.11)	(0.09)	(0.09)	(0.12)
Share price at year end	\$0.005	\$0.006	\$0.007	\$0.015	\$0.030 <sup>1</sup>

<sup>1</sup> Last traded price of 20 April 2021. Company shares recommenced trading on 4 January 2023.

# Titanium Sands Limited

## Directors' report

### For the year ended 30 June 2025

#### Directors' and executive officers' remuneration – audited

The Company renewed a Non-Executive Director Agreement with Lee Christensen in December 2021 for the provision of services to the Company. Pursuant to the terms of the Agreement, the Company agreed to remunerate Mr Christensen \$7,500 (plus GST) per month. Either party may terminate the Agreement by providing three months written notice. The Company renewed a Non-Executive Director Agreement with Jason Ferris in December 2021 for a period of 24 months. Pursuant to the terms of the Agreement, the Company has agreed to remunerate Mr Ferris \$15,000 (excluding superannuation) per month. Mr. Ferris also undertakes consultancy work which is not considered to be within his duties as a Non-Executive Director, when Mr. Ferris undertakes this work, he charges \$1,200 (plus GST) per day or pro rata for part days. Either party may terminate the Agreement by providing three months written notice.

The Company renewed the Executive Director Agreement with Dr James Searle in March 2023 for the provision of services to the Company. Pursuant to the terms of the Agreement, the Company has agreed to remunerate Dr Searle \$5,000 (plus GST) per month for Directors duties and \$1,200 (plus GST) per day for consultancy services, in consideration for which Dr Searle must provide for up to eight (8) days per month. This constitutes the minimum commitment by the Company to purchase services under the terms of the agreement. In addition to the fees disclosed above, shall Dr Searle be required to undertake any out of scope work, he will be remunerated at a rate of \$1,200 (plus GST) per day, or pro rata for part days.

#### Executive Remuneration

The following table discloses the contractual arrangements with the Group's executive Key Management Personnel.

COMPONENT	Managing Director – Dr James Searle
Fixed remuneration	\$60,000 pa
Variable remuneration (out of scope work)	\$1,200 (plus GST) per day, or pro rata for part days
Contract duration	Until terminated or resignation of director
Termination notice by the individual/company	1 month
Other entitlements	N/A

#### Unlisted Options

There were 10,000,000 unlisted options issued to Jason Ferris, 10,000,000 unlisted options issued to James Searle, and 8,000,000 unlisted options issued to Lee Christensen, and no options issued to Doug Martens during the 2025 financial year (2024: 14,202,002).

# Titanium Sands Limited

## Directors' report

### For the year ended 30 June 2025

Details of the nature and amount of each major element of the remuneration for the year ended 30 June 2025 and 30 June 2024 of each director of the Company and other key management personnel are:

Year	Short term benefits		Post employ- ment benefits	Share-based payments	Total \$	Performance related %
	Salary & fees \$	Other \$	Superannua- tion \$			
<b>Executive Director</b>						
Dr James Searle <sup>1</sup>	2025	97,200	-	-	34,066	131,266 26%
	2024	97,800	-	-	-	97,800 -
<b>Non-Executive Directors</b>						
Mr Jason Ferris <sup>2</sup>	2025	304,350	-	20,700	34,066	359,116 9%
	2024	290,100	-	19,800	-	309,900 -
Mr Lee Christensen <sup>3</sup>	2025	90,000	-	-	27,252	117,252 23%
	2024	90,000	-	-	-	90,000 -
<b>Chief Operating Officer</b>						
Doug Martens <sup>4</sup>	2025	60,000	-	-	-	60,000 -
	2024	78,000	-	-	203,219	281,219 72%
<b>Total</b>	<b>2025</b>	<b>551,550</b>	<b>-</b>	<b>20,700</b>	<b>95,384</b>	<b>667,634 16%</b>
	<b>2024</b>	<b>555,900</b>	<b>-</b>	<b>19,800</b>	<b>203,219</b>	<b>778,919 26%</b>

<sup>1</sup> Dr Searle's director fees are paid to Earthsciences Pty Ltd, of which Dr Searle is a Director.

<sup>2</sup> Mr Ferris' director and consulting fees of \$180,000 (excluding superannuation) are paid as a salary. Out of scope fees of \$124,350 are paid to J2J Investments Pty Ltd, of which Mr Ferris is a Director.

<sup>3</sup> Mr Christensens' director fees are paid to Pooky Corporation Pty Ltd, of which Mr Christensen is a Director.

Note: there are no long-term remuneration benefits.

<sup>4</sup>Reduced position no longer considered a KMP as at 31 Dec 2024

### Share Based Compensation

During the year 28,000,000 options were approved and granted at the 13<sup>th</sup> November 2024 AGM. There are no vesting conditions for the options and below details the valuation details of the issue:

Director	Number of Options	Exercise Price	Grant Date	Expiry Date	Fair value of Options\$
Mr Jason Ferris	10,000,000	\$0.06	13 Nov 2024	13 Nov 2028	\$0.034
Dr James Searle	10,000,000	\$0.06	13 Nov 2024	13 Nov 2028	\$0.034
Mr Lee Christensen	8,000,000	\$0.06	13 Nov 2024	13 Nov 2028	\$0.034
<b>Total</b>	<b>28,000,000</b>				

### Loans to Directors

There were no loans to directors during the financial year ending 30 June 2025 (2024: nil).

### **Other Transactions with Key Management Personnel**

A number of key management personnel, or their related parties, hold positions in other entities that result in them having control or significant influence over the financial or operating policies of those entities. A number of these entities transacted with the Company in the reporting period. These are as follows:

#### **Consultancy services:**

Jason Ferris is a Director of J2J Investments Pty Ltd ("J2J"), which provided the Company with out of scope consultancy services. These services provided were based upon normal commercial terms and conditions no more favourable than those available to other parties. The amount incurred for the year ended 30 June 2025 was \$124,350 (2024: \$110,100) and are included as part of Directors remuneration.

Dr James Searle is a Director of Earthsciences Pty Ltd ("Earthsciences"), which provided the Company with director and consultancy services. These services provided were based upon normal commercial terms and conditions no more favourable than those available to other parties. The amount incurred for the year ended 30 June 2025 was \$96,000 (2024: 97,800) and are included as part of Directors remuneration.

Mr Lee Christensen is a Director of Pooky Corporation Pty Ltd ("Pooky"), which provided the Company with director services. These services provided were based upon normal commercial terms and conditions no more favourable than those available to other parties. The amount incurred for the year ended 30 June 2025 was \$90,000 (2024: \$90,000).

#### **Other Transactions**

No other transactions other than those disclosed above, occurred during the year.

# Titanium Sands Limited

## Directors' report

### For the year ended 30 June 2025

#### Remuneration report (audited) (continued)

#### Directors' interests in shares

Fully paid ordinary held by Titanium Sands Limited to Key Management Personnel during the year and as at 30 June 2025 are as follows:

2025	Balance at 1 July 2024	Allotment of Shares	Net other changes	Balance at 30 June 2025
<b>DIRECTORS</b>				
Mr Jason Ferris	2,940,000	2,500,000	-	5,440,000
Dr James Searle	600,000	-	-	600,000
Mr Lee Christensen	21,672,000	-	-	21,672,000
<b>CHIEF OPERATING OFFICER</b>				
Doug Martens <sup>1</sup>	10,000,000	-	(10,000,000)	-
	<b>35,212,000</b>	<b>2,500,000</b>	<b>(10,000,000)</b>	<b>27,712,000</b>

<sup>1</sup>Reduced position no longer considered a KMP as at 31 Dec 2024

The shares issued during the year to Directors were as a result of director's participating in share issues, therefore not share based payments.

#### Share options

Share options held by Titanium Sands Limited to Key Management Personnel during the year and as at 30 June 2025 are as follows:

2025	Balance at 1 July 2024	Issue of Options	Expiry of Options	Net other changes	Balance at 30 June 2025
<b>DIRECTORS</b>					
Mr Jason Ferris <sup>1</sup>	490,001	10,000,000	-	-	10,490,001
Dr James Searle <sup>1</sup>	100,000	10,000,000	-	-	10,100,000
Mr Lee Christensen <sup>1,2</sup>	3,612,001	8,000,000	-	1,500,000	13,112,001
<b>CHIEF OPERATING OFFICER</b>					
Doug Martens <sup>3</sup>	10,000,000	-	-	(10,000,000) <sup>3</sup>	-
	<b>14,202,002</b>	<b>28,000,000</b>	<b>-</b>	<b>(8,500,000)</b>	<b>33,702,002</b>

<sup>1</sup>28,000,000 unquoted options were issued during the year exercisable at \$0.006 and expiring on 13 November 2028 and issued as approved by shareholders at the Annual General Meeting held on 13 November 2024

<sup>2</sup>1,500,000 quoted options were purchased off market by Mr Lee Christensen

<sup>3</sup> Reduced position no longer considered a KMP as at 31 Dec 2024

#### Analysis of bonuses included in remuneration

There were no short-term cash bonuses paid during the reporting period.

#### Voting and comments made at the Company's 2024 Annual General Meeting

The Company received 99.22% of votes, of those shareholders who exercised their right to vote, in favour of the remuneration report for the 2024 financial year. The Company did not receive any specific feedback at the AGM or throughout the year on its remuneration practices.

\*\*\*\*\*This is the end of the Audited Remuneration Report\*\*\*\*\*

# Titanium Sands Limited

## Directors' report (continued)

### For the year ended 30 June 2025

#### Dividends

No dividends have been paid or declared by the Company to members during the 2025 or 2024 financial years.

#### Shares under option

##### Shares issued on the exercise of options

There were no ordinary shares of the Company issued during the year ended 30 June 2025 and up to date of this report on the exercise of options granted. At the date of this report, the issued ordinary shares of Titanium Sands Limited under option are 1,324,068,146.

#### Likely developments and expected result of operation

Further information, other than as disclosed in this report, about likely developments in the operations of the Company and the expected results of those operations in future periods has not been included in this report as disclosure of this information would be likely to result in unreasonable prejudice to the Company.

#### Environmental regulations

The Company's operations are not subject to significant environmental regulations under the law of the Commonwealth or of a State, or Territory or in Sri Lanka.

#### Indemnification and insurance of officers and auditors indemnification

The Company has agreed, subject to and so far as may be permitted by the Corporations Act 2001, to indemnify each current director and officer at the date of the report against all liabilities that may arise from their position as directors and officers of the Company. The agreement stipulates that the Company will meet the full amount of any such liabilities, including costs and expenses. No indemnification has been paid with respect to the Company's auditors.

#### Corporate governance

The Company continued to follow best practice recommendations as set out by 4<sup>th</sup> edition of the ASX Corporate Governance Council's Corporate Governance Principles and Recommendations. Where the Company has not followed best practice for any recommendation, explanation is given in the Corporate Governance Statement which is available on the Company's website at <http://titaniumsands.com.au/corporate-governance/>.

#### Rounding of amounts

The consolidated group has applied the relief available to it under ASIC legislative instrument 2018/191. Accordingly, amounts in the Financial Report have been rounded off to the dollar.

#### Audit services

BDO Corporate Tax (WA) Pty Ltd were engaged to provide independent tax services and were paid \$5,500. Further details of the amounts paid or payable to the auditor for non-audit services provided during the financial period by the auditor and are outlined in note 23 below.

#### Lead auditor's independence declaration

The Lead auditor's independence declaration is included and forms part of the directors' report for financial year ended 30 June 2025.

Signed in accordance with a resolution of the Board of Directors pursuant to section 298(2)(a) of the Corporations Act 2001::



James Searle

Managing Director

Dated this 26<sup>th</sup> day of September 2025

**Titanium Sands Limited**  
**Consolidated Statement of Profit or Loss and Other Comprehensive Income**  
For the year ended 30 June 2025

	Note	2025 \$	2024 \$
Other income		-	-
Administrative expenses	6	(547,744)	(733,263)
Depreciation		(1,656)	(678)
Director fees		(400,695)	(599,862)
Share based payments		(143,384)	(62,500)
<b>Loss before financing expenses</b>		<b>(1,093,479)</b>	<b>(1,396,303)</b>
Financial income	7	4,275	7,342
Financial expenses	7	-	(766,094)
<b>Net financing income/(loss)</b>		<b>4,275</b>	<b>(758,752)</b>
<b>Loss before tax</b>		<b>(1,089,204)</b>	<b>(2,155,055)</b>
Income tax expense	9	-	-
<b>Loss for the year after income tax</b>		<b>(1,089,204)</b>	<b>(2,155,055)</b>
<b>Other comprehensive income</b>			
<b>Items that may be reclassified to profit and loss</b>			
Exchange differences on translation of foreign operations		689,819	64,094
<b>Other comprehensive gain for the year</b>		<b>689,819</b>	<b>64,094</b>
<b>Total comprehensive loss for the year</b>		<b>(399,385)</b>	<b>(2,090,961)</b>
<b>Loss per share for the year attributable to the members of TSL</b>			
Basic and diluted loss per share (cents)	14	(0.05)	(0.11)

The above Consolidated Statement of Profit or Loss and Other Comprehensive Income is to be read in conjunction with the notes to the financial statements.

**Titanium Sands Limited**  
**Consolidated Statement of Financial Position**  
As at 30 June 2025

	Note	2025 \$	2024 \$
<b>Current assets</b>			
Cash and cash equivalents	10	222,706	1,172,085
Trade and other receivables	11	631,608	608,439
<b>Total current assets</b>		<b>854,314</b>	<b>1,780,524</b>
<b>Non-current assets</b>			
Exploration and evaluation expenditure	8	23,041,361	21,555,114
Property, plant and equipment		6,575	9,367
<b>Total non-current assets</b>		<b>23,047,936</b>	<b>21,564,481</b>
<b>Total assets</b>		<b>23,902,250</b>	<b>23,345,005</b>
<b>Current liabilities</b>			
Trade and other payables	12	128,984	134,175
Financial liabilities	13	375,000	-
<b>Total current liabilities</b>		<b>503,984</b>	<b>134,175</b>
<b>Total liabilities</b>		<b>503,984</b>	<b>134,175</b>
<b>Net assets</b>		<b>23,398,266</b>	<b>23,210,829</b>
<b>Equity</b>			
Issued capital	15	42,040,462	41,611,354
Reserves	16	(4,965,902)	(5,813,435)
Accumulated losses		(13,676,294)	(12,587,090)
<b>Total equity</b>		<b>23,398,266</b>	<b>23,210,829</b>

The above Consolidated Statement of Financial Position is to be read in conjunction with the notes to the financial statements.

**Titanium Sands Limited**  
**Consolidated Statement of Changes in Equity**  
For the year ended 30 June 2025

	Share Capital \$	Options Reserve \$	Foreign exchange translation Reserve \$	Accumulated Losses \$	Total Equity \$
Balance at 1 July 2023	37,011,951	6,649,465	(12,976,776)	(10,432,035)	20,252,605
<i>Total comprehensive loss for the period:</i>					
Loss for the period	-	-	-	(2,155,055)	(2,155,055)
Foreign currency translation	-	-	64,094	-	64,094
Total other Comprehensive loss	-	-	64,094	(2,155,055)	(2,090,961)
<i>Transactions with owners:</i>					
Share based payments	-	449,783	-	-	449,783
Shares Issued (net of share issue costs)	4,599,403	-	-	-	4,599,403
<b>Balance at 30 June 2024</b>	<b>41,611,354</b>	<b>7,099,248</b>	<b>(12,912,683)</b>	<b>(12,587,090)</b>	<b>23,210,830</b>
Balance at 1 July 2024	41,611,354	7,099,248	(12,912,683)	(12,587,090)	23,210,830
<i>Total comprehensive loss for the period:</i>					
Loss for the period	-	-	-	(1,089,204)	(1,089,204)
Foreign currency translation	-	-	689,819	-	689,819
Total other Comprehensive loss	-	-	689,819	(1,089,204)	(399,385)
<i>Transactions with owners:</i>					
Share based payments	-	157,714	-	-	157,714
Shares Issued (net of share issue costs)	429,108	-	-	-	429,108
<b>Balance at 30 June 2025</b>	<b>42,040,462</b>	<b>7,256,962</b>	<b>(12,222,864)</b>	<b>(13,676,294)</b>	<b>23,398,266</b>

The above Consolidated Statement of Changes in Equity is to be read in conjunction with the notes to the financial statements.

**Titanium Sands Limited**  
**Consolidated Statement of Cash Flows**  
For the year ended 30 June 2025

	Note	2025 \$	2024 \$
<b>Cash flows from operating activities</b>			
Cash paid to suppliers and employees		(973,503)	(1,443,181)
Interest received		4,275	4,219
Interest Expense		(1,726)	-
<b>Net cash used in operating activities</b>	<b>18a</b>	<b>(970,954)</b>	<b>(1,438,962)</b>
<b>Cash flows from investing activities</b>			
Payments for exploration expenditure		(788,556)	(1,026,357)
Payments for acquisition of entities		-	(352,420)
Payment for plant & equipment		(436)	-
<b>Net cash used in investing activities</b>		<b>(788,992)</b>	<b>(1,378,777)</b>
<b>Cash flows from financing activities</b>			
Proceeds from issue of shares (net of costs)		435,567	3,920,324
Proceeds from issue of options		-	970
Receipts from financial liabilities		375,000	-
<b>Net cash from financing activities</b>		<b>810,567</b>	<b>3,921,294</b>
Net increase / (decrease) in cash and cash equivalents		<b>(949,379)</b>	<b>1,103,555</b>
Opening cash and cash equivalents at 1 July		<b>1,172,085</b>	<b>68,530</b>
<b>Closing cash and cash equivalents</b>	<b>10</b>	<b>222,706</b>	<b>1,172,085</b>

The above Consolidated Statement of Cash Flows is to be read in conjunction with the notes to the financial statements.

For personal use only

# Titanium Sands Limited

## Notes to the consolidated financial statements

### For the year ended 30 June 2025

#### 1. Reporting entity

This annual financial report includes the financial statements and notes of Titanium Sands Limited (“the Company”) and the entities it controlled during the year ended 30 June 2025 (“the Group”). The Group is a for-profit entity primarily involved in exploration of mineral reserves and is domiciled in Australia. Its registered address is Level 8, 216 St George’s Terrace, Perth, Western Australia.

#### 2. Basis of preparation

##### (a) Statement of compliance

The annual financial report is a general purpose financial report which has been prepared in accordance with Australian Accounting Standards (‘AASBs’) (including Australian Interpretations) adopted by the Australian Accounting Standards Board (‘AASB’) and the Corporations Act 2001. The annual financial report complies with International financial Reporting Standards as adopted by the International Accounting Standards Board. The annual financial report was authorised for issue by the directors on 26 September 2025.

##### (b) Basis of measurement

The annual financial report has been prepared on the historical cost basis.

##### (c) Functional and presentation currency

These financial statements are presented in Australian dollars, which is the Company’s functional currency and all values are rounded to the nearest dollar unless otherwise stated.

##### (d) Going Concern

For the year ended 30 June 2025 the Group has incurred a net loss of \$1,089,204 (2024: \$2,155,055), had a net working capital surplus of \$350,330 (2024: Surplus \$1,646,349), experienced net cash outflows from operations of \$970,954 (2024: \$1,438,962) and net cash outflows from investing activities of \$788,992 (2024: outflow \$1,378,777). As at 30 June 2025 the cash balance was \$ 222,706 (2024: \$1,172,085).

The Directors have reviewed the cash flow requirements in the next 12 months and recognise that the ability of the Group to continue as a going concern is dependent on securing additional funding through equity to continue to fund its exploration activities. These conditions indicate a material uncertainty that may cast a significant doubt about the Group’s ability to continue as a going concern and, therefore, that it may be unable to realise its assets and discharge its liabilities in the normal course of business.

The financial statements have been prepared on the basis that the Group is a going concern, which contemplates the continuity of normal business activity, realisation of assets and settlement of liabilities in the normal course of business for the following reasons:

- The Group successfully raised \$500,000 (before costs) in February 2025 through a Placement to sophisticated and professional investors at \$0.004 per share;
- The Group successfully raised \$600,000 (before costs) in June 2025 through a Loan Agreement to a sophisticated and professional shareholder which is convertible to equity;
- The Directors have assessed the cash flow requirements for the 12 month period from the date of approval of the financial statements and its impact on the Group and believe there will be sufficient funds to meet the Group’s working capital requirements;
- The working capital has a surplus and the Directors are satisfied funds will be available when obligations arise in the next 12 months;
- The Directors are confident the Group will be successful in sourcing further capital from the issue of additional equity securities, if required, to fund the ongoing operations of the Group having previously been successful when raising funds through equity issues; and
- The ability of the Group to further scale back certain parts of their activities that are non-essential so as to conserve cash.

Should the Group not be able to continue as a going concern, it may be required to realise its assets and discharge its liabilities other than in the ordinary course of business, and at amounts that differ from those stated in the financial statements and that the financial report does not include any adjustments relating to the recoverability and classification of recorded asset amounts or liabilities that might be necessary should the company not continue as a going concern.

**Titanium Sands Limited**  
**Notes to the consolidated financial statements (continued)**  
For the year ended 30 June 2025

**3. Material accounting policies**

**(a) Financial instruments**

**Non-derivative financial instruments**

Non-derivative financial instruments comprise, trade and other receivables, cash and cash equivalents, loans and borrowings, and trade and other payables. Non-derivative financial instruments are recognised initially at fair value plus, for instruments not at fair value through profit or loss, any directly attributable transaction costs. Subsequent to initial recognition non-derivative financial instruments are measured as described below.

A financial instrument is recognised if the Group becomes a party to the contractual provisions of the instrument. Financial assets are derecognised if the Group's contractual rights to the cash flows from the financial assets expire. Regular way purchases and sales of financial assets are accounted for at trade date, i.e., the date that the Group commits itself to purchase or sell the asset. Financial liabilities are derecognised if the Group's obligations specified in the contract expire or are discharged or cancelled. Cash and cash equivalents comprise cash balances and call deposits. Accounting for finance income and expense is discussed in note 3(i).

*Classification and measurement of financial liabilities*

The Company's financial liabilities include borrowings, trade and other payables and derivative financial instruments. Financial liabilities are initially measured at fair value, and, where applicable, adjusted for transaction costs unless the Company designated a financial liability at fair value through profit or loss.

Subsequently, financial liabilities are measured at amortised cost using the effective interest method except for derivatives and financial liabilities designated at FVTPL, which are carried subsequently at fair value with gains or losses recognised in profit or loss (other than derivative financial instruments that are designated and effective as hedging instruments).

All interest-related charges and, if applicable, changes in an instrument's fair value that are reported in profit or loss are included within finance costs or finance income.

Other non-derivative financial instruments are measured at amortised cost using the effective interest method, less any impairment losses.

**(b) Exploration and evaluation assets**

Exploration and evaluation costs, comprising net direct costs (including the costs of acquiring licences) and an appropriate portion of related overhead expenditure directly attributable to the exploration property, relating to current areas of interest are capitalised as exploration and evaluation assets on an area of interest basis. Costs incurred before the Group has obtained the legal rights to explore an area are recognised in the Statement of Profit or Loss and comprehensive income.

Exploration and evaluation assets are only recognised if the rights of the area of interest are current and either:

- (i) the exploration and evaluation costs are expected to be recouped through successful development and exploitation of the area of interest; or
- (ii) activities in the area of interest have not at the reporting date, reached a stage which permits a reasonable assessment of the existence or otherwise of economically recoverable reserves and active and significant operations in, or in relation to, the area of interest are continuing.

For personal use only

**Titanium Sands Limited**  
**Notes to the consolidated financial statements (continued)**  
For the year ended 30 June 2025

**3. Material accounting policies (continued)**

**(b) Exploration and evaluation assets (continued)**

Exploration and evaluation assets are assessed for impairment if one or more of the following facts and circumstances arise:

- (i) the period for which the entity has the right to explore in the specific area has expired during the period or will expire in the near future, and is not expected to be renewed;
- (ii) substantive expenditure on further exploration for and evaluation of mineral resources in the specific area is neither budgeted nor planned;
- (iii) exploration for and evaluation of mineral resources in the specific area have not led to the discovery of commercially viable quantities of mineral resources and the entity has decided to discontinue such activities in the specific area; and
- (iv) sufficient data exists to indicate that, although a development in the specific area is likely to proceed, the carrying amount of the exploration and evaluation asset is unlikely to be recovered in full from successful development or by sale.

In any such case, or similar cases, the entity shall perform an impairment test in accordance with AASB 136. Any impairment loss is recognised as an expense in accordance with AASB 136.

For the purposes of impairment testing, exploration and evaluation assets are allocated to cash-generating units to which the exploration activity relates. The cash generating unit shall not be larger than the area of interest.

Once the technical feasibility and commercial viability of the extraction of mineral resources in an area of interest are demonstrable, exploration and evaluation assets attributable to that area of interest are first tested for impairment and then reclassified from intangible assets to mining property and development assets.

In the event that an area of interest is abandoned, accumulated costs carried forward are written off to the Statement of Profit of Loss and Other Comprehensive Income in the year in which that assessment is made. Expenditure is not carried forward in respect of any area of interest, unless the Group's right of tenure to that area of interest is current.

**(c) Principles of consolidation**

The consolidated financial statements incorporate all of the assets, liabilities and results of the parent, Titanium Sands Limited and all of the subsidiaries (including any structured entities). Subsidiaries are entities the parent controls. The parent controls an entity when it is exposed to, or has rights to, variable returns from its involvement with the entity and has the ability to affect those returns through its power over the entity.

The assets, liabilities and results of all subsidiaries are fully consolidated into the financial statements of the Group from the date on which control is obtained by the Group. The consolidation of a subsidiary is discontinued from the date that control ceases. Intercompany transactions, balances and unrealised gains or losses on transactions between group entities are fully eliminated on consolidation. Accounting policies of subsidiaries have been changed and adjustments made where necessary to ensure uniformity of the accounting policies adopted by the Group.

Equity interests in a subsidiary not attributable, directly or indirectly, to the Group are presented as "non-controlling interests". The Group initially recognises non-controlling interests that are present ownership interests in subsidiaries and are entitled to a proportionate share of the subsidiary's net assets on liquidation at either fair value or at the non-controlling interests' proportionate share of the subsidiary's net assets. Subsequent to initial recognition, non-controlling interests are attributed their share of profit or loss and each component of other comprehensive income. Non-controlling interests are shown separately within the equity section of the statement of financial position and statement of comprehensive income.

**Titanium Sands Limited**  
**Notes to the consolidated financial statements (continued)**  
For the year ended 30 June 2025

**3. Material accounting policies (continued)**

**(d) Foreign currency translation**

The financial statements are presented in Australian dollars, which is the Company's functional and presentation currency.

*Foreign currency transactions*

Foreign currency transactions are translated into Australian dollars using the exchange rates prevailing at the dates of the transactions. Foreign exchange gains and losses resulting from the settlement of such transactions and from the translation at financial year-end exchange rates of monetary assets and liabilities denominated in foreign currencies are recognised in profit or loss.

The foreign currency reserve is recognised in profit or loss when the foreign operation or net investment is disposed of.

**(e) Share based payments**

Equity-settled and cash-settled share-based payments are provided to employees and suppliers.

The fair value of the equity to which employees become entitled is measured at grant date and recognised as an expense over the vesting period, with a corresponding increase to an equity account. The fair value of shares is ascertained as the market bid price. The fair value of options is ascertained using a Black–Scholes pricing model which incorporates all market vesting conditions. The number of shares and options expected to vest is reviewed and adjusted at the end of each reporting date such that the amount recognised for services received as consideration for the equity instruments granted shall be based on the number of equity instruments that eventually vest.

**(f) Borrowings**

Loans and borrowings are initially recognised at the fair value of the consideration received, net of transaction costs. They are subsequently measured at amortised cost using the effective interest method. The component of the convertible notes that exhibits characteristics of a liability is recognised as a liability in the statement of financial position, net of transaction costs.

Convertible notes issued by the Group comprised convertible notes that could be converted to share capital at the option of the holder. The conversion feature is contingent on an event occurring and the conversion price is fixed. Furthermore upon conversion the holder was also entitled to free attaching options. Consequently the note fails the fixed for fixed requirement of AASB 132 and no equity component is recognised on initial recognition. The company had elected upon initial recognition of the convertible notes (including its embedded derivatives which is the free attaching options) to recognise the whole instrument as a financial liability carried at fair value through profit or loss.

On initial recognition the fair value of the convertible note equated to the proceeds received as no gain or loss on initial recognition can be recognised per the requirements of the accounting standards AASB9. The financial liability was subsequently measured at fair value at the end of the relevant reporting period and fair value movements were recognised in profit or loss as a finance cost.

The fair value of the liability took into account the value of the conversion feature (the discount and the free attaching options) and the probability of the contingent event occurring.

For personal use only

# Titanium Sands Limited

## Notes to the consolidated financial statements (continued)

### For the year ended 30 June 2025

#### (g) Parent entity information

In accordance with the Corporations Act 2001, these financial statements present the results of the Group only. Supplementary information about the parent entity is disclosed in note 25.

#### (h) New accounting standards and interpretations issued

The Group has adopted all of the new or amended Accounting Standards and Interpretations issued by the Australian Accounting Standards Board ('AASB') that are mandatory for the current reporting period.

Australian Accounting Standards and Interpretations that have recently been issued or amended but are not yet mandatory, have not been early adopted by the Group for the annual reporting period ended 30 June 2025. The Group's assessment of the impact of these new or amended Accounting Standards and Interpretations are not expected to be significant.

#### 4. Critical accounting estimates and judgement

- Impairment of capitalised exploration and evaluation expenditure

The future recoverability of capitalised exploration and evaluation expenditure is dependent on a number of factors, including whether the Group decides to exploit the related lease itself or, if not, whether it successfully recovers the related exploration and evaluation asset through sale and maintains the rights to tenure.

Factors that could impact the future recoverability include the level of reserves and resources, future technological changes, which could impact the cost of mining, future legal changes (including changes to the environmental restoration obligations) and changes to commodity prices.

Given the stage of exploration of the Group, it is not possible to reliably estimate future cash flows. The carrying value of mineral properties is reviewed and assessed with reference to comparative transactions, the status of existing joint venture arrangements, market volatility and the significant changes in valuations for all mineral assets as a result of the recent significant discounting of equity markets. To the extent that capitalised exploration and evaluation expenditure is determined not to be recoverable in the future, profits and net assets will be reduced in the period in which this determination is made.

- Share based payments

The Group measures the cost of equity-settled transactions with employees and external consultants by reference to the fair value of the equity instruments at the date at which they are granted. The fair value of any options issued are determined by an internal valuation using a Black-Scholes option pricing model, using the assumptions detailed in the notes to the financial statements. The assumptions detailed in the note is also judgemental.

#### 5. Financial risk management

##### Overview

The Group has exposure to the following risks from their use of financial instruments:

- credit risk
- liquidity risk
- market risk

This note presents information about the Group's exposure to each of the above risks, its objectives, policies and processes for measuring and managing risk, and the management of capital. Further quantitative disclosures are included throughout this annual financial report. The Board of Directors has overall responsibility for the establishment and oversight of the risk management framework.

For personal use only

# Titanium Sands Limited

## Notes to the consolidated financial statements (continued)

### For the year ended 30 June 2025

#### 5. Financial risk management (continued)

Risk management policies are established to identify and analyse the risks faced by the Group, to set appropriate risk limits and controls, and to monitor risks and adherence to limits. Risk management policies and systems are reviewed regularly to reflect changes in market conditions and the Group's activities. The Group aims to develop a disciplined and constructive control environment in which all employees understand their roles and obligations.

##### **Credit risk**

Credit risk is the risk of financial loss to the Group if a customer or counterparty to a financial instrument fails to meet its contractual obligations, and arises principally from the Group's receivables from customers as cash and cash equivalent.

##### **Cash and cash equivalents**

The Group holds cash and cash equivalents with reputable Australian banks currently rated AA-.

##### **Trade and other receivables**

The Group's exposure to credit risk is influenced mainly by the individual characteristics of each customer.

##### **Liquidity risk**

Liquidity risk is the risk that the Group will not be able to meet its financial obligations as they fall due. The Group's approach to managing liquidity is to ensure, as far as possible, that it will always have sufficient liquidity to meet its liabilities when due, under both normal and stressed conditions, without incurring unacceptable losses or risking damage to the Company's reputation.

The Group continually monitors its cash flow requirements. Typically, the Group ensures that it has sufficient cash on demand to meet expected operational expenses for a period of 90 days, including the servicing of financial obligations; this excludes the potential impact of extreme circumstances that cannot reasonably be predicted, such as natural disasters.

##### **Market risk**

Market risk is the risk that changes in market prices, such as foreign exchange rates and interest rates, affect the Group's financial performance or the value of its holdings of financial instruments. The objective of market risk management is to manage and control market risk exposures within acceptable parameters, while optimising the return. The Group's foreign subsidiaries are affected by movements in the exchange rate of the Sri Lankan Rupee.

##### **Interest rate risk**

Interest rate risk arises as a result of the fluctuations in variable interest rates.

##### **Capital management**

Capital is defined as the share capital of the Company. The Board's policy is to maintain a strong capital base so as to maintain investor, creditor and market confidence and to sustain future development of the business. The Company is not subject to externally imposed capital requirements. Refer to note 17.

**Titanium Sands Limited**  
**Notes to the consolidated financial statements (continued)**  
For the year ended 30 June 2025

<b>6. Administrative expenses</b>		
	<b>2025</b>	<b>2024</b>
	<b>\$</b>	<b>\$</b>
Legal expenses	19,429	34,956
Accounting, compliance and audit expenses	237,465	283,088
Corporate advisory fees	72,000	60,000
Marketing expenses	101,914	82,953
Other administrative expenses	116,936	272,266
	<b>547,744</b>	<b>733,263</b>
<b>7. Finance income and expense</b>		
	<b>2025</b>	<b>2024</b>
	<b>\$</b>	<b>\$</b>
Interest income	4,275	7,342
<b>Total finance income</b>	<b>4,275</b>	<b>7,342</b>
Extinguishment of financial liability	-	(766,094)
<b>Total finance expenses</b>	<b>-</b>	<b>(766,094)</b>
<b>Net finance expenses</b>	<b>4,275</b>	<b>(758,752)</b>
<b>8. Exploration and evaluation expenditure</b>		
	<b>2025</b>	<b>2024</b>
	<b>\$</b>	<b>\$</b>
Balance at the beginning of year	21,555,114	20,572,535
Exploration costs capitalised	796,427	1,370,905
James Global acquisition cost reallocation	-	(452,420)
Foreign currency translation	689,820	64,094
Balance at the end of the year	<b>23,041,361</b>	<b>21,555,114</b>
<b>9. Tax</b>		
	<b>2025</b>	<b>2024</b>
	<b>\$</b>	<b>\$</b>
<b>a. The components of tax expense comprise:</b>		
Current tax	-	-
Deferred tax	-	-
	<b>-</b>	<b>-</b>
<b>b. the prima facie tax on loss before income tax is reconciled to the income tax as follows</b>		
Loss before income tax	(1,089,204)	(2,159,273)
Prima facie tax payable on loss before income tax at 30% (2024: 30%)	(326,761)	(647,782)
Tax effect of amounts which are not deductible/(taxable) in calculating taxation income:		
- Non assessable, non-exempt income, non-deductible	219,560	328,317
	(107,201)	(319,464)
Net deferred tax asset arising from carried forward losses not recognised	107,201	319,464
Income tax expense	-	-

**Titanium Sands Limited**  
**Notes to the consolidated financial statements (continued)**  
For the year ended 30 June 2025

**9. Tax (continued)**

The Group has unrecognised tax losses carried forward to the year ended 30 June 2025 of \$8,634,866 (2024: \$9,008,040) to which a deferred tax asset has not been recognised as there is no certainty of probable future taxable income to which they can be utilised. The future recovery of these losses is subject to the Company satisfying the requirements imposed by the regulatory taxation authorities and passing the required continuity of ownership and same business test rules at the time the losses are expected to be utilised.

**10. Cash and cash equivalents**

	2025 \$	2024 \$
<b>Current</b>		
Bank balances	222,706	1,172,085
	<b>222,706</b>	<b>1,172,085</b>

**11. Trade and other receivables**

	2025 \$	2024 \$
<b>Current</b>		
Prepayment	18,618	19,578
Funds advanced to vendors <sup>1</sup>	452,420	452,420
GST receivable	20,244	36,826
Other receivables	140,326	99,615
	<b>631,608</b>	<b>608,439</b>

<sup>1</sup> The funds advanced to vendors represents amounts transferred to James Global (Pvt) Ltd as consideration for the acquisition. The management decided the termination of the acquisition and amounts advanced are to be refunded to the Company. A letter for refund has been issued to James Global and a refund is expected to be received.

**12. Trade and other payables**

	2025 \$	2024 \$
<b>Current</b>		
Trade creditors	24,305	42,787
Accrued expenses	100,428	81,340
Other payables	4,251	10,048
	<b>128,984</b>	<b>134,175</b>

**13. Financial liabilities**

	2025 \$	2024 \$
<b>Current</b>		
Convertible Notes	300,000	-
Application funds	75,000	-
	<b>375,000</b>	<b>-</b>
Opening balance	-	250,000
Convertible note converted into equity <sup>1</sup>	-	(250,000)
Loan funds	375,000	-
	<b>375,000</b>	<b>-</b>

<sup>1</sup>On 6 June 2025 a loan agreement was executed to advance up to \$600,000 (before costs) in two tranches \$300,000 on 9 June 2025 and \$300,000 by 9 August 2025. Repayment date is 30 June 2026 and interest accrues at a rate of 10% per annum. The lender may elect to convert any amounts owing into fully paid ordinary shares at an issue price of \$0.05 and one unlisted option exercisable at \$0.023 and expiring 30 June 2027.

## Titanium Sands Limited

### Notes to the consolidated financial statements (continued)

For the year ended 30 June 2025

#### 14. Loss per share

##### Basic and diluted loss per share

The calculation of basic loss per share at 30 June 2025 of 0.50 cents (2024: (0.11)) was based on the loss attributable to ordinary shareholders of \$1,089,204 (2024: \$2,155,055) and a weighted average number of ordinary shares outstanding during the financial year ended 30 June 2025 of 2,259,292,395 (2024: 1,905,786,837).

##### Weighted average number of ordinary shares

	2025	2024
Weighted average number of ordinary shares at 30 June	2,259,292,395	1,905,786,837

#### 15. Issued Capital

##### Fully Paid Ordinary Shares

On issue at 1 July 2023

##### Movements during the year

	Number	\$
On issue at 1 July 2023	1,406,397,846	37,011,951
Placement	600,902,164	3,549,554
Rights Issue	141,947,180	709,735
Shares issued on conversion of note facility	40,000,000	560,000
Shares issued pursuant to employee share option plan	12,500,000	62,500
Employee shares	10,000,000	140,000
Share issue costs	-	(422,386)

##### On issue at 30 June 2024

2,211,747,190 41,611,354

##### Movements during the year

Placement	125,000,000	500,000
Employee shares <sup>1</sup>	8,000,000	48,000
Share issue costs	-	(118,892)

##### On issue at 30 June 2025

2,344,747,190 42,040,462

<sup>1</sup> 8,000,000 shares were issued to employees. The Shares were valued at the share price at grant date (\$0.006).

#### 16. Reserves

	2025	2024
	\$	\$
Option and equity settled reserve <sup>1</sup>	7,256,962	7,099,248
Foreign currency translation reserve <sup>2</sup>	(12,222,864)	(12,912,683)
	(4,965,902)	(5,813,435)

<sup>1</sup> The Option and Equity Settled Reserve is used to record the fair value of equity incentives issued.

<sup>2</sup> The Foreign Currency Translation Reserve is used to record exchange rate differences arising on translation of foreign subsidiaries.

##### Movement in option and equity settled reserve

	2025	2025	2024	2024
	Numbers	\$	Numbers	\$
Opening balance	1,014,559,664	7,099,248	381,625,000	6,649,465
Broker options <sup>1</sup>	-	-	105,000,000	133,689
Employee options <sup>2</sup>	-	-	10,000,000	63,219
Conversion options <sup>2</sup>	-	-	40,000,000	252,875
Facility fee options issued <sup>3</sup>	-	-	20,000,000	-
Free attaching options to the Placement	-	-	524,832,380	-
Options expired	-	-	(66,897,716)	-
Free attaching options to the Placement	109,008,482	-	-	-
Lead Manager options	90,000,000	41,986	-	-
Director incentive options	28,000,000	95,384	-	-
Free attaching options to the Placement	62,500,000	-	-	-
Lead Manger Options	20,000,000	19,428	-	-
<b>Closing balance</b>	<b>1,324,068,146</b>	<b>7,256,046</b>	<b>1,014,559,664</b>	<b>7,099,248</b>

## Titanium Sands Limited

### Notes to the consolidated financial statements (continued)

For the year ended 30 June 2025

#### 16. Reserves (continued)

##### Valuation Assumptions

Apart from the free attaching options issued as a part of the Share placement all the options issued were valued internally using the Black-Scholes option valuation model. The following table lists the inputs to the model used in their valuation:

Grant Date	13/11/2024	13/11/2024	28/2/2025
Expected Volatility	100%	100%	100%
Expected Life	2 Years	2 years	2 years
Fair Value	\$0.00467	\$0.003407	\$0.09714
Number Issued	90,000,000	28,000,000	20,000,000
Dividend Yield	Nil	Nil	Nil
Interest rate	4.203%	4.312%	4.006%
Exercise Price (\$)	\$0.023	\$0.006	\$0.023
Share Price at Grant Date (\$)	\$0.005	\$0.005	\$0.005

#### 17. Financial instruments

The totals for each category of financial instruments, measured in accordance with AASB 9 as detailed in the accounting policies to the financial statements, are as follows:

	2025	2024
	\$	\$
<b>Financial assets</b>		
Cash and cash equivalents	222,706	1,172,085
Trade and Other receivables	631,608	452,420
<b>Total financial assets</b>	<b>854,314</b>	<b>1,624,505</b>
<b>Financial liabilities</b>		
Trade and other payables	128,984	52,835
Convertible notes	375,000	-
<b>Total financial liabilities</b>	<b>503,984</b>	<b>52,835</b>
<b>Total net financial instruments</b>	<b>350,330</b>	<b>1,571,670</b>

##### Fair value hierarchy

The above tables detail the consolidated entity's assets and liabilities, measured or disclosed at fair value, using a three level hierarchy, based on the lowest level of input that is significant to the entire fair value measurement, being:

Level 1: Quoted prices (unadjusted) in active markets for identical assets or liabilities that the entity can access at the measurement date;

Level 2: Inputs other than quoted prices included within Level 1 that are observable for the asset or liability, either directly or indirectly;

Level 3: Unobservable inputs for the asset or liability.

For personal use only

**Titanium Sands Limited**  
**Notes to the consolidated financial statements (continued)**  
For the year ended 30 June 2025

**17. Financial instruments (continued)**

**Credit risk**

**Exposure to credit risk**

The carrying amount of the Group's financial assets represents the maximum credit exposure. The Group's maximum exposure to credit risk at the reporting date was:

	Carrying amount	
	2025	2024
Cash and cash equivalents	222,706	1,172,085
James Global receivable	452,420	-
	<b>675,126</b>	<b>1,172,085</b>

The Group does not currently earn revenue from operating assets, thus no credit risk from revenue receivables, there is however currently an advance to James Global unpaid and so whilst there is no credit risk by geographic region, customer type or by significant customer, there is a credit risk on the James Global receivable at the reporting date.

**Impairment losses**

There was no impairment expense during the current financial year (2024: nil). The Group is considering the receivable from James Global is currently under review and is past due however the company has not made any allowances for impairment in respect of other receivables.

**Liquidity risk**

The following are the contractual maturities of financial liabilities, including estimated interest payments and excluding the impact of netting agreements:

Group	Carrying amount	Contractual cash flows	1-12 mths	1-2 years	2-5 years	More than 5 years
30 June 2025	\$	\$	\$	\$	\$	\$
Trade and other payables	128,984	128,984	128,984	-	-	-
Financial liabilities	375,000	375,000	375,000	-	-	-
<b>30 June 2024</b>						
Trade and other payables	134,175	134,175	134,175	-	-	-
Financial liabilities	-	-	-	-	-	-

**Currency risk**

**Exposure to currency risk**

The Group is exposed to foreign exchange rate arising from various currency exposures. Foreign exchange risk arises from future commercial transactions and recognised assets and liabilities denominated in a currency that is not the Group's functional currency.

The Group's exposure to foreign currency risk at the reporting date was as follows:

	2025		2024	
	AUD \$	LKR \$*	AUD \$	LKR \$*
Cash and cash equivalents	220,655	2,052	1,165,431	6,653
Trade and other payables	(80,373)	-	(131,042)	(3,133)
Placement funds to be converted to equity	-	-	-	-
	<b>140,282</b>	<b>2,052</b>	<b>1,034,389</b>	<b>3,520</b>

\* Amounts are shown in AUD equivalent

**Titanium Sands Limited**  
**Notes to the consolidated financial statements (continued)**  
For the year ended 30 June 2025

**17. Financial instruments (continued)**

**Interest rate risk**

The Group's exposure to interest rate risk and the effective interest rate for classes of financial assets and financial liabilities is set out below:

	Floating interest rate \$	Fixed interest rate \$	2025 total \$	Floating interest rate \$	Fixed interest rate \$	2024 total \$
<b>Financial assets</b>						
<b>-Within one year</b>						
Cash and cash equivalents	222,706	-	222,706	1,172,085	-	1,172,085
Effective interest rate	0.50%	-	0.50%	0.50%		0.50%
<b>Total financial assets</b>	<b>222,706</b>	<b>-</b>	<b>222,706</b>	<b>1,172,085</b>	<b>-</b>	<b>1,172,085</b>
<b>Financial liabilities</b>						
<b>-Within one year</b>						
Trade creditors	128,984	-	128,984	134,175	-	134,175
Effective interest rate	0%	-	0%	0%	-	0%
Financial liabilities		300,000	300,000	-	-	-
Effective interest rate	-	10%	10%	-	-	-
<b>Total financial liabilities</b>	<b>128,984</b>	<b>300,000</b>	<b>428,984</b>	<b>134,175</b>	<b>-</b>	<b>134,175</b>

The Group is exposed to interest rate risk as the Group hold funds on deposit at floating interest rates.

The sensitivity analyses below have been determined based on the exposure to interest rates for non-derivative instruments at the reporting date and the stipulated change taking place at the beginning of the financial year and held constant throughout the reporting period. A 50 basis point increase or decrease is used when reporting interest rate risk internally to Directors and represents management's assessment of the possible change in interest rates.

At reporting date, if interest rates had been 50 basis points higher or lower and all other variables were held constant, the Group's net revenue would increase by \$1,114 and decrease by \$1,114 respectively (2024: \$5,860).

**18. Cashflow Information**

**a) Reconciliation of cash flows from operating activities**

	2025 \$	2024 \$
<b>Cash flows from operating activities</b>		
Loss for the period	(1,089,204)	(2,155,055)
Share based payment	143,384	62,500
Depreciation	3,228	678
Finance expense	-	(3,123)
Extinguishment of financial liability	-	766,094
Increase in trade and other receivables	(23,170)	(135,787)
(Decrease) / increase in trade and other payables	(5,192)	25,731
<b>Net cash from operating activities</b>	<b>(970,954)</b>	<b>(1,438,962)</b>

**Titanium Sands Limited**  
**Notes to the consolidated financial statements (continued)**  
For the year ended 30 June 2025

18 **Cashflow Information (continued)**  
**b) Non-cash Financing and Investing Activities**

	2025	2024
	\$	\$
Share based payments	156,797	448,813
Conversion of loan	-	250,000
<b>Total Non-cash Financing and Investing Activities</b>	<b>156,797</b>	<b>698,813</b>

**c) Changes in liabilities arising from financing activities**

	2025	2024
	\$	\$
Opening Balance	-	250,000
Converted into equity	-	(250,000)
Convertible Note	300,000	-
Funds received in advance	75,000	-
Closing Balance	<b>375,000</b>	-

19. **Related Party Transactions**

**Key management personnel compensation**

	2025	2024
	\$	\$
<b>The key management personnel compensation are as follows:</b>		
Short-term employee benefits	551,550	555,900
Share Based Payments	95,384	203,219
Post-employment benefits	20,700	19,800
	<b>667,634</b>	<b>778,919</b>

**Consultancy services**

Jason Ferris is a Director of J2J Investments Pty Ltd ("J2J"), which provided the Company with out of scope consultancy services. These services provided were based upon normal commercial terms and conditions no more favourable than those available to other parties. The amount incurred for the year ended 30 June 2025 was \$124,350 (2024: \$110,100) and are included as part of Directors remuneration.

Dr James Searle is a Director of Earthsciences Pty Ltd ("Earthsciences"), which provided the Company with director and consultancy services. These services provided were based upon normal commercial terms and conditions no more favourable than those available to other parties. The amount incurred for the year ended 30 June 2025 was \$97,200 (2024: \$97,800) and are included as part of Directors remuneration.

Mr Lee Christensen is a Director of Pooky Corporation Pty Ltd ("Pooky"), which provided the Company with director services. These services provided were based upon normal commercial terms and conditions no more favourable than those available to other parties. The amount incurred for the year ended 30 June 2025 was \$90,000 (2024: \$90,000) and are included as part of Director remuneration.

Mr Doug Martens is a Director of White Knight Capital Consulting Pty Ltd ("White Knight"), which provided the Company with consulting services. These services provided were based upon normal commercial terms and conditions no more favourable than those available to other parties. The amount incurred for the year ended 30 June 2025 was \$101,450 (2024: \$78,000) and are included as part of KMP remuneration, Mr Martens position was reduced from 31 December 2024 and the position was no longer considered a key management personnel from that date.

*Other Transactions*

There were no other transactions with Directors and key management personnel in the current financial year.

## Titanium Sands Limited

### Notes to the consolidated financial statements (continued)

For the year ended 30 June 2025

#### 20. Segment Reporting

The Group operates in one reportable segment, being mineral exploration in Sri Lanka. The Board of Directors review internal management reports on a regular basis that is consistent with the information provided in the statement of profit or loss and other comprehensive income, statement of financial position and statement of cash flows. As a result no reconciliation is required because the information as presented is what is used by the Board to make strategic decisions.

#### 21. Events Occurring after the Reporting Period

The Company has no matters or circumstances that have arisen since the end of the financial period which significantly affected or may significantly affect the operations of the Company, the results of those operations, or the state of affairs of the Company in future financial years.

#### 22. Commitments and Contingencies

##### Exploration Expenditure

The Group's Sri Lankan tenements are subject to annual minimum expenditure commitments based on the area of land holding which the minimum expenditure commitment doubling on each renewal. For those tenements where the GSMB has accepted exploration has been satisfactorily completed, the tenements have been converted to retention status and are subject to annual retention payments. The current exploration commitment are:

	2025 \$	2024 \$
Within 12 months	144,442	210,561
Greater than 12 months but less than 5 years	632,671	922,280
	<b>777,113</b>	<b>1,132,841</b>

##### Contingent Liabilities:

The Group has entered into a royalty deed with Curprum Holdings Limited to pay 5% of the net proceeds from the sale of minerals on the tenements acquired from Srinel Holdings Limited. Further to this the Group has also entered into a royalty deed with Caudan Management Services LLC to pay 5% of net proceeds from the sale of mineral on the tenements acquired from Bright Angel Limited.

The Group has no other contingent assets or liabilities at reporting date.

#### 23. Auditors' Remuneration

	2025 \$	2024 \$
<b>Audit and other non-audit services</b>		
Audit and review of financial reports	51,541	49,195
Taxation Services	5,500	
	<b>57,041</b>	<b>49,195</b>

**Titanium Sands Limited**  
**Notes to the consolidated financial statements (continued)**  
For the year ended 30 June 2025

**24. Interest in Controlled Entities**

The consolidated financial statements incorporate the assets, liabilities and the results of the following subsidiaries in accordance with the accounting policy described in note 3(e):

<b>Controlled entities</b>	<b>Country of incorporation</b>	<b>Percentage owned 30 June 2025</b>	<b>Percentage owned 30 June 2024</b>
Srinel Holdings Limited	Mauritius	100%	100%
Kilsythe Investments (Pvt) Ltd	Sri Lanka	100%	100%
Kilsythe Exploration (Pvt) Ltd	Sri Lanka	100%	100%
Singha Lanka Investments (Pvt) Ltd	Sri Lanka	100%	100%
Hammersmith Ceylon (Pvt) Ltd	Sri Lanka	100%	100%
Applex Ceylon (Pvt) Ltd	Sri Lanka	100%	100%
Bright Angel Limited	Mauritius	100%	100%
Rotim Investments (Pvt) Ltd	Sri Lanka	100%	100%
Sanur Asia Investments (Pvt) Ltd	Sri Lanka	100%	100%
Hammersmith Investments (Pvt) Ltd	Sri Lanka	100%	100%
Orion Minerals (Pvt) Ltd	Sri Lanka	99%	99%
Melville Investments (Pvt) Ltd	Sri Lanka	100%	100%
Sanur Minerals Investments (Pvt) Ltd	Sri Lanka	100%	100%
Ambrosden Resources (Pvt) Ltd	Sri Lanka	100%	100%
Melville Resources (Pvt) Ltd	Sri Lanka	100%	100%

**25. Parent Entity information**

<b>Financial position</b>	<b>2025</b>	<b>2024</b>
	<b>\$</b>	<b>\$</b>
<b>Assets</b>		
Current assets	259,517	1,222,958
Non-current assets	16,379,757	19,115,033
<b>Total assets</b>	<b>16,639,274</b>	<b>20,337,991</b>
<b>Liabilities</b>		
Current liabilities	503,984	131,042
<b>Total liabilities</b>	<b>503,984</b>	<b>131,042</b>
<b>Equity</b>		
Issued capital	42,040,462	41,611,354
Accumulated losses	(33,162,134)	(28,503,654)
Reserves	7,256,962	7,099,248
<b>Total equity</b>	<b>16,135,290</b>	<b>20,206,948</b>
<b>Financial performance</b>		
Loss for the year	(1,071,277)	(1,935,877)
<b>Total comprehensive loss for the year</b>	<b>(1,071,277)</b>	<b>(1,935,877)</b>

**Titanium Sands Limited**  
**Consolidated Entity Disclosure Statement**  
For the year ended 30 June 2025

Name of Entity	Type of Entity	% of Share Capital held	Country of incorporation	Pre 1 July 2024 Disclosure		Disclosures for 1 July 2024 Onwards	
				Australian resident or foreign resident	Foreign jurisdiction(s) of foreign residents	Australian resident	Foreign jurisdiction(s) in which the entity is a resident for tax purposes*
<b>Parent Entity</b>							
Titanium Sands Limited	Body Corporate	Australia	Australian	Australian	N/A	Yes	N/A
<b>Controlled Entities</b>							
Srinel Holdings Limited	Body Corporate	100%	Mauritius	Australian	Dual- Mauritius	Yes	Mauritius
Kilsythe Investments (Pvt) Ltd	Body Corporate	100%	Sri Lanka	Australian	Dual- Sri Lanka	Yes	Sri Lanka
Kilsythe Exploration (Pvt) Ltd	Body Corporate	100%	Sri Lanka	Australian	Dual- Sri Lanka	Yes	Sri Lanka
Singha Lanka Investments (Pvt) Ltd	Body Corporate	100%	Sri Lanka	Australian	Dual- Sri Lanka	Yes	Sri Lanka
Hammersmith Ceylon (Pvt) Ltd	Body Corporate	100%	Sri Lanka	Australian	Dual- Sri Lanka	Yes	Sri Lanka
Applex Ceylon (Pvt) Ltd	Body Corporate	100%	Sri Lanka	Australian	Dual- Sri Lanka	Yes	Sri Lanka
Bright Angel Limited	Body Corporate	100%	Mauritius	Australian	Dual- Mauritius	Yes	Sri Lanka
Rotim Investments (Pvt) Ltd	Body Corporate	100%	Sri Lanka	Australian	Dual- Sri Lanka	Yes	Sri Lanka
Sanur Asia Investments (Pvt) Ltd	Body Corporate	100%	Sri Lanka	Australian	Dual- Sri Lanka	Yes	Sri Lanka
Hammersmith Investments (Pvt) Ltd	Body Corporate	99%	Sri Lanka	Australian	Dual- Sri Lanka	Yes	Sri Lanka
Orion Minerals (Pvt) Ltd	Body Corporate	100%	Sri Lanka	Australian	Dual- Sri Lanka	Yes	Sri Lanka
Melville Investments (Pvt) Ltd	Body Corporate	100%	Sri Lanka	Australian	Dual- Sri Lanka	Yes	Sri Lanka
Sanur Minerals Investments (Pvt) Ltd	Body Corporate	100%	Sri Lanka	Australian	Dual- Sri Lanka	Yes	Sri Lanka
Ambrosden Resources (Pvt) Ltd	Body Corporate	100%	Sri Lanka	Australian	Dual- Sri Lanka	Yes	Sri Lanka
Melville Resources (Pvt) Ltd	<b>Type of Entity</b>	100%	Sri Lanka	Australian	Dual- Sri Lanka	Yes	Sri Lanka

\*according to the law of the foreign jurisdiction

## Titanium Sands Limited Directors' Declaration

The directors of Titanium Sands Limited ("the Company" or "the Group") declare that:

- 1) the financial statements and notes thereto are in accordance with the Corporations Act 2001, including:
  - a) giving a true and fair view of the financial position of the Group as at 30 June 2025 and of its performance, as represented by the results of its operations and cash flows, for the financial year ended on that date; and
  - b) comply with Accounting Standards in Australia, the Corporations Regulations 2001 and other mandatory professional reporting requirements; and
- 2) there are reasonable grounds to believe that the Group will be able to pay its debts as and when they become due and payable.
- 3) the financial statements also comply with International Financial Reporting Standards as disclosed in Note 2; and
- 4) the attached Consolidated Entity Disclosure Statement is true and correct.

This declaration has been made after receiving the declarations required to be made to the directors in accordance with section 295(a) of the Corporations Act 2001.

Dated this 26<sup>th</sup> day of September 2025

Signed in accordance with a resolution of the directors:



James Searle  
Managing Director

## DECLARATION OF INDEPENDENCE BY DEAN JUST TO THE DIRECTORS OF TITANIUM SANDS LIMITED

As lead auditor of Titanium Sands Limited for the year ended 30 June 2025, I declare that, to the best of my knowledge and belief, there have been:

1. No contraventions of the auditor independence requirements of the *Corporations Act 2001* in relation to the audit; and
2. No contraventions of any applicable code of professional conduct in relation to the audit.

This declaration is in respect of Titanium Sands Limited and the entities it controlled during the period.



**Dean Just**  
**Director**

**BDO Audit Pty Ltd**  
Perth  
26 September 2025

## INDEPENDENT AUDITOR'S REPORT

To the members of Titanium Sands Limited

### Report on the Audit of the Financial Report

#### Opinion

We have audited the financial report of Titanium Sands Limited (the Company) and its subsidiaries (the Group), which comprises the consolidated statement of financial position as at 30 June 2025, the consolidated statement of profit or loss and other comprehensive income, the consolidated statement of changes in equity and the consolidated statement of cash flows for the year then ended, and notes to the financial report, including material accounting policy information, the consolidated entity disclosure statement and the directors' declaration.

In our opinion the accompanying financial report of the Group, is in accordance with the *Corporations Act 2001*, including:

- (i) Giving a true and fair view of the Group's financial position as at 30 June 2025 and of its financial performance for the year ended on that date; and
- (ii) Complying with Australian Accounting Standards and the *Corporations Regulations 2001*.

#### Basis for opinion

We conducted our audit in accordance with Australian Auditing Standards. Our responsibilities under those standards are further described in the *Auditor's responsibilities for the audit of the Financial Report* section of our report. We are independent of the Group in accordance with the *Corporations Act 2001* and the ethical requirements of the Accounting Professional and Ethical Standards Board's *APES 110 Code of Ethics for Professional Accountants (including Independence Standards)* (the Code) that are relevant to our audit of the financial report in Australia. We have also fulfilled our other ethical responsibilities in accordance with the Code.

We confirm that the independence declaration required by the *Corporations Act 2001*, which has been given to the directors of the Company, would be in the same terms if given to the directors as at the time of this auditor's report.

We believe that the audit evidence we have obtained is sufficient and appropriate to provide a basis for our opinion.

#### Material uncertainty related to going concern

We draw attention to Note 2(d) in the financial report which describes the events and/or conditions which give rise to the existence of a material uncertainty that may cast significant doubt about the group's ability to continue as a going concern and therefore the group may be unable to realise its assets and discharge its liabilities in the normal course of business. Our opinion is not modified in respect of this matter.

## Key audit matters

Key audit matters are those matters that, in our professional judgement, were of most significance in our audit of the financial report of the current period. These matters were addressed in the context of our audit of the financial report as a whole, and in forming our opinion thereon, and we do not provide a separate opinion on these matters. In addition to the matter described in the *Material uncertainty related to going concern* section, we have determined the matters described below to be the key audit matters to be communicated in our report.

### Carrying value of Exploration and Evaluation Assets

Key audit matter	How the matter was addressed in our audit
<p>At 30 June 2025, the carrying value of capitalised exploration expenditure was disclosed in Note 8.</p> <p>As the carrying value of the exploration assets represents a significant asset of the Group, we considered it necessary to assess whether any factors or circumstances exist to suggest that the carrying amount of these assets may exceed its recoverable amount.</p> <p>Judgement is applied in determining the treatment of exploration expenditure in accordance with Australian Accounting Standard AASB 6 Exploration for and Evaluation of Mineral Resources. In particular, whether the facts and circumstances indicate that the exploration and evaluation assets should be tested for impairment.</p> <p>As a result, this is considered the key audit matter.</p>	<p>Our procedures included but were not limited to:</p> <ul style="list-style-type: none"> <li>• Obtaining a schedule of the exploration and evaluation expenditure held by the Company and assessing whether the rights to tenure of the Mannar Island Project remained current or were in the process of being renewed at balance date;</li> <li>• Assessed the design and implementation of the relevant controls in place to ensure that E&amp;E expenditure is presented in accordance with AASB 6;</li> <li>• Considering the status of the ongoing exploration programmes in the Mannar Island Project by holding discussion with management and reviewing the Group's exploration budgets, ASX announcements and director's minutes;</li> <li>• Considering whether the Mannar Island Project has reached a stage where a reasonable assessment of economically recoverable reserves existed;</li> <li>• Considering whether any facts or circumstances existed to suggest impairment testing was required; and</li> <li>• Assessing the adequacy of the related disclosures in Note 3(b) and Note 8 of the financial report.</li> </ul>

## Other information

The directors are responsible for the other information. The other information comprises the information in the Group's annual report for the year ended 30 June 2025, but does not include the financial report and the auditor's report thereon.

Our opinion on the financial report does not cover the other information and we do not express any form of assurance conclusion thereon.

In connection with our audit of the financial report, our responsibility is to read the other information and, in doing so, consider whether the other information is materially inconsistent with the financial report or our knowledge obtained in the audit or otherwise appears to be materially misstated.

If, based on the work we have performed, we conclude that there is a material misstatement of this other information, we are required to report that fact. We have nothing to report in this regard.

## Responsibilities of the directors for the Financial Report

The directors of the Company are responsible for the preparation of:

- a) the financial report that gives a true and fair view in accordance with Australian Accounting Standards and the Corporations Act 2001 and
- b) the consolidated entity disclosure statement that is true and correct in accordance with the Corporations Act 2001, and

for such internal control as the directors determine is necessary to enable the preparation of:

- i) the financial report that gives a true and fair view and is free from material misstatement, whether due to fraud or error; and
- ii) the consolidated entity disclosure statement that is true and correct and is free of misstatement, whether due to fraud or error.

In preparing the financial report, the directors are responsible for assessing the ability of the group to continue as a going concern, disclosing, as applicable, matters related to going concern and using the going concern basis of accounting unless the directors either intend to liquidate the Group or to cease operations, or has no realistic alternative but to do so.

## Auditor's responsibilities for the audit of the Financial Report

Our objectives are to obtain reasonable assurance about whether the financial report as a whole is free from material misstatement, whether due to fraud or error, and to issue an auditor's report that includes our opinion. Reasonable assurance is a high level of assurance, but is not a guarantee that an audit conducted in accordance with the Australian Auditing Standards will always detect a material misstatement when it exists. Misstatements can arise from fraud or error and are considered material if, individually or in the aggregate, they could reasonably be expected to influence the economic decisions of users taken on the basis of this financial report.

A further description of our responsibilities for the audit of the financial report is located at the Auditing and Assurance Standards Board website (<http://www.auasb.gov.au/Home.aspx>) at:

[https://www.auasb.gov.au/media/bwvjcgre/ar1\\_2024.pdf](https://www.auasb.gov.au/media/bwvjcgre/ar1_2024.pdf)



This description forms part of our auditor's report.

## **Report on the Remuneration Report**

### **Opinion on the Remuneration Report**

We have audited the Remuneration Report included in pages 13 to 17 of the directors' report for the year ended 30 June 2025.

In our opinion, the Remuneration Report of Titanium Sands Limited, for the year ended 30 June 2025, complies with section 300A of the *Corporations Act 2001*.

### **Responsibilities**

The directors of the Company are responsible for the preparation and presentation of the Remuneration Report in accordance with section 300A of the *Corporations Act 2001*. Our responsibility is to express an opinion on the Remuneration Report, based on our audit conducted in accordance with Australian Auditing Standards.

**BDO Audit Pty Ltd**

BDO  


**Dean Just**

**Director**

Perth, 26 September 2025

For personal use only

## Titanium Sands Limited Schedule of Exploration Tenements

The information was applicable as at 26 September 2025.

Exploration License	Holder	EL	Validity	Area	Status
EL 351	Orion Minerals (PVT) LTD	13/12/2024	12/12/2025	15km <sup>2</sup>	Current - retention
EL 425	Orion Minerals (PVT) LTD	19/11/2024	18/11/2025	10km <sup>2</sup>	Current - retention
EL 423	Orion Minerals (PVT) LTD	15/11/2024	14/11/2025	5km <sup>2</sup>	Current - retention
EL 424	Orion Minerals (PVT) LTD	15/11/2024	14/11/2025	8km <sup>2</sup>	Current - retention
EL 370	Orion Minerals (PVT) LTD	18/05/2024	17/05/2025	31km <sup>2</sup>	Retention Pending
EL 180/R/3	Applex Ceylon (PVT) LTD	5/03/2019	4/03/2021	45km <sup>2</sup>	Renewal Pending
EL 182/R/3	Applex Ceylon (PVT) LTD	5/03/2019	4/03/2021	26km <sup>2</sup>	Renewal Pending
EL 371	Hammersmith Ceylon (PVT) LTD	26/02/2018	25/02/2020	4km <sup>2</sup>	Renewal Pending
EL 372	Hammersmith Ceylon (PVT) LTD	26/02/2018	25/02/2020	51km <sup>2</sup>	Renewal Pending
			Total	195km <sup>2</sup>	

\* Tenure renewals on the other 4 peripheral exploration licences remain pending. All necessary applications and submissions for the renewal of tenure have been lodged and are expected to be renewed in due course.

## Titanium Sands Limited ASX Additional Information

Additional information required by the Australian Securities Exchange Limited Listing Rules and not disclosed elsewhere in this report is set out below. The information was applicable as at 22 September 2025.

### A. Distribution of Equity Securities

Analysis of numbers of security holders by size of holding:

#### Shareholders:

Distribution	Number of Shareholders	Number of Shares	%
1 - 1,000	143	22,829	0.00
1,001 - 5,000	20	42,004	0.00
5,001 - 10,000	14	117,757	0.01
10,001 - 100,000	273	14,092,130	0.60
100,001 Over	578	2,330,472,470	99.39
<b>Total</b>	<b>1,028</b>	<b>2,344,747,190</b>	<b>100.00</b>

There were 393 shareholders holding less than a marketable parcel of ordinary shares (at a price of \$0.006).

#### Optionholders:

Distribution	Number of Optionholders	Number of Options	%
1 - 1,000	16	2,501	0.00
1,001 - 5,000	6	24,153	0.00
5,001 - 10,000	9	66,082	0.01
10,001 - 100,000	43	1,671,156	0.14
100,001 Over	247	1,211,804,254	99.85
<b>Total</b>	<b>321</b>	<b>1,213,568,146</b>	<b>100.00</b>

### B. Substantial Shareholders

An extract of the Company's Register of Substantial Shareholders (who hold 5% or more of the issued capital) is set out below:

Shareholder Name	Listed Ordinary Shares	
	Number	Percentage
Robert Nelson (Vuna Nominees LLC, Willis Holdings Ltd, King George V Nominees Ltd & Cuprum Holdings Limited)	503,310,261	26.12%
Timothy Paul Neesham	186,194,449	8.42%
Gary Johnson Super Management Pty Ltd	113,000,000	5.11%

### C. Top 20

The names of the twenty largest holders of quoted shares are listed below:

		Listed Ordinary Shares	
Shareholder Name		Number	Percentage
1	WILLIS HOLDINGS LTD	322,500,000	13.75
2	CUPRUM HOLDINGS LIMITED	127,745,261	5.45
3	GARY JOHNSON SUPER MANAGEMENT PTY LTD <GARY JOHNSON S/F NO 2 A/C>	113,000,000	4.82
4	REDASO PTY LTD <REDASO FAMILY A/C>	110,000,000	4.69
5	ALITIME NOMINEES PTY LTD <HONEYHAM FAMILY A/C>	94,880,325	4.05
6	HEEDFUL PTY LTD <ASSURED S/F A/C>	66,000,000	2.81
7	DC & PC HOLDINGS PTY LTD <DC & PC NEESHAM SUPER A/C>	65,500,000	2.79
8	MR TERRENCE ARTHUR BAILEY	51,900,001	2.21
9	GJJ GROUP PTY LTD	41,139,848	1.75
10	ANGKOR IMPERIAL RESOURCES PTY LTD <TURKISH BREAD S/F A/C>	40,000,000	1.71
11	VUNA NOMINEES LLC	35,000,000	1.49
12	SUNSET CAPITAL MANAGEMENT PTY LTD <SUNSET SUPERFUND A/C>	30,000,000	1.28
12	WEALTH TO WEALTH SUPERANNUATION PTY LTD <WEALTH TO WEALTH S/F A/C>	30,000,000	1.28
14	BNP PARIBAS NOMS PTY LTD	29,377,251	1.25
15	MRS SHAN LI	26,784,973	1.14
16	APNEA HOLDINGS PTY LTD <KELLY FAMILY A/C>	26,500,000	1.13
17	STAR SECRETARIAL SERVICES LTD	26,363,636	1.12
18	GJJ GROUP PTY LTD	22,000,000	0.94
19	MR HOWARD WILLIAM OTTEN	20,745,456	0.88
20	QUATTRO STAGIONE PTY LTD	18,300,000	0.78
	<b>TOTAL</b>	<b>1,297,736,751</b>	<b>55.35</b>

The names of the twenty largest option holders of quoted options are listed below:

		Listed Options	
Optionholder Name		Number	Percentage
1	DC & PC HOLDINGS PTY LTD <DC & PC NEESHAM SUPER A/C>	110,415,000	9.10
2	WILLIS HOLDINGS LTD	80,000,000	6.59
3	ALITIME NOMINEES PTY LTD <HONEYHAM FAMILY A/C>	53,600,000	4.42
4	GJJ GROUP PTY LTD	50,000,000	4.12
5	STAR SECRETARIAL SERVICES LTD	32,727,272	2.70
6	ANGKOR IMPERIAL RESOURCES PTY LTD <TURKISH BREAD S/F A/C>	29,500,000	2.43
7	APNEA HOLDINGS PTY LTD <KELLY FAMILY A/C>	26,000,000	2.14
8	CPS CAPITAL NO 5 PTY LTD	25,340,000	2.09
9	SUNSET CAPITAL MANAGEMENT PTY LTD <SUNSET SUPERFUND A/C>	23,409,092	1.93
10	MR AVDO TABAKOVIC	22,050,000	1.82
11	REDASO PTY LTD <REDASO FAMILY A/C>	22,000,000	1.81
12	MARTENS INVESTMENT (WA) PTY LTD <THE ROSWIL INVESTMENT A/C>	20,350,000	1.68
13	NI NENGAH PUTRI	18,181,818	1.50
14	NORTH AMERICAN GOLD CORPORATION PTY LTD	17,860,200	1.47
15	WEALTH TO WEALTH SUPERANNUATION PTY LTD <WEALTH TO WEALTH S/F A/C>	17,500,000	1.44
16	DIXTRU PTY LIMITED	14,300,001	1.18
17	MR JAMES ANDREW KNOETZE	13,339,000	1.10
18	BERETTA NICKEL PTY LTD	12,550,000	1.03
18	BLACKWALL INVESTMENTS PTY LTD	12,550,000	1.03
20	RIMOYNE PTY LTD	12,000,000	0.99
	<b>TOTAL</b>	<b>613,672,383</b>	<b>50.57</b>

For personal use only

**D. Voting Rights**

In accordance with the Company's Constitution, voting rights in respect of ordinary shares are on a show of hands whereby each member present in person (or representing a corporation who is a member) shall have one vote and upon a poll, each share will have one vote.

**E. On-market buy-back**

There is no current on-market buy-back.

**F. Restricted Securities**

There are currently no restricted securities.

For personal use only