

For personal use only

# RED METAL LIMITED

ACN 103 367 684

and Controlled Entities

Annual Report  
2025

## Corporate Directory

---

<b>Directors</b>	Russell Christopher Barwick	(Non-Executive Chairman)
	Robert Alexander Rutherford	(Managing Director)
	Joshua Norman Pitt	(Non-Executive Director)
<b>Company Secretary</b>	Patrick John Flint	
<b>Administration and Registered Office</b>	Level 15, 323 Castlereagh Street Sydney NSW 2000 Australia Telephone: +61 (0)2 9281 1805 Web site: <a href="http://www.redmetal.com.au">www.redmetal.com.au</a> Email: <a href="mailto:info@redmetal.com.au">info@redmetal.com.au</a>	
<b>Share Registry</b>	Boardroom Pty Limited Level 8, 210 George Street Sydney NSW 2000 Australia Telephone: +61 (0)2 9290 9600 Facsimile: +61 (0)2 9279 0664	
<b>Auditors</b>	BDO Audit Pty Ltd Level 9, Mia Yellagonga Tower 2 5 Spring Street Perth WA 6000 Australia	
<b>Stock Exchange Listing</b>	Australian Securities Exchange (Code: RDM)	

**Contents**

---

	<i>Page Numbers</i>
<b>Chairman's Letter</b>	<b>1</b>
<b>Review of Operations</b>	<b>2-16</b>
<b>Corporate Policies</b>	<b>17</b>
<b>Directors' Report</b>	<b>18-27</b>
<b>Corporate Governance Statement</b>	<b>28</b>
<b>Auditor's Independence Declaration</b>	<b>29</b>
<b>Consolidated Statement of Profit or Loss and Other Comprehensive Income</b>	<b>30</b>
<b>Consolidated Statement of Financial Position</b>	<b>31</b>
<b>Consolidated Statement of Cash Flows</b>	<b>32</b>
<b>Consolidated Statement of Changes in Equity</b>	<b>33</b>
<b>Notes to the Financial Statements</b>	<b>34-51</b>
<b>Consolidated Entity Disclosure Statement</b>	<b>52</b>
<b>Directors' Declaration</b>	<b>53</b>
<b>Independent Auditor's Report</b>	<b>54-57</b>
<b>Shareholder Information</b>	<b>58</b>
<b>Tenement Directory</b>	<b>59</b>

## CHAIRMAN'S LETTER

Red Metal has had an intense and very busy 2025 financial year with work being carried out on numerous fronts. Initiatives ranged from advancing our 100% owned giant Sybella rare earth project just 20 kilometres southwest of Mount Isa, to the planning and preparation of a large number of drill prospects, and execution of a number of proof-of-concept drill tests in remote and often challenging terrains.

Within this environment world politics have gyrated over the year with indecision due to economic actions by the major economies, thus creating uncertainties in the resources sector. While precious metal prices benefitted from this turmoil, most base metal demand and pricing remained static. However, another beneficiary of this uncertainty was the critical minerals sector. In particular we saw recent significant rises in the prices of rare earth metals mainly through the advent of various nations wishing to be less dependent on one major geopolitical source of those metals.

This set of geopolitical circumstances has re-energised the rare earth sector. It is now Red Metal's strong belief that our Sybella project could play a major role in guaranteeing rare earth supply to a number of companies and/or nation states not wishing to be overly dependent on a single source of the commodity.

The uniquely advantageous characteristics of the Sybella project potentially makes it a large, technically low risk, source of rare earths in a politically stable region. As such, work will continue to advance Sybella in readiness for our first Economic Evaluation of the project during FY26.

Although extremely motivated by the potential of this exciting rare earth project, our strategic focus also remains on the discovery of giant copper deposits. Red Metal's highly experienced and innovative exploration team has continued to ready the Company's greenfields base metal exploration targets for drilling, and has also drilled a number of proof-of-concept holes in the highly prospective terrains in which we operate.

To assist with the extensive exploration and project development efforts Red Metal's skilled technical team has been very successful in securing a number of State Government drilling grants as well as significant Federal Government R&D rebates. This external funding provides your company with greater economic advantage to pursue our corporate aims.

Red Metal also continues to benefit from its substantial 44% interest in Maronan Metals Limited, which owns the large silver rich Maronan base and precious metal project. A preliminary economic assessment has recently been finalised to be followed by final feasibility studies. The shareholding in Maronan Metals continues to represent a very significant asset growing in incremental value to the advantage of Red Metal shareholders.

With an extensive program planned for FY2026 of Sybella feasibility work, our exciting exploration drilling, and further advancement of the Maronan project by Maronan Metals, optimism for the coming year is high. I look forward to reporting our progress to you during the course of the year ahead.

Red Metal's experienced exploration team continues to explore to high safety and environmental standards while maintaining good relations with landholders and local community groups particularly in the interactions and discussions with the indigenous people that may be associated with our projects.

On behalf of the shareholders and your Board, I would like thank Rob Rutherford and his team for their continued efforts advancing the Company's projects.

Thank you also to all our shareholders for your valued and continuing support.

## OPERATIONS REVIEW

Red Metal's primary objective remains the discovery of giant copper deposits, however, equal focus this year was given to our giant magnetic rare earth element (MREE) discovery at Sybella, just 20 kilometres from Mount Isa. We plan to complete our first column leach tests and advance project mining studies on Sybella during the coming year and contemplate a giant heap leach operation with highly competitive operating and capital costs.

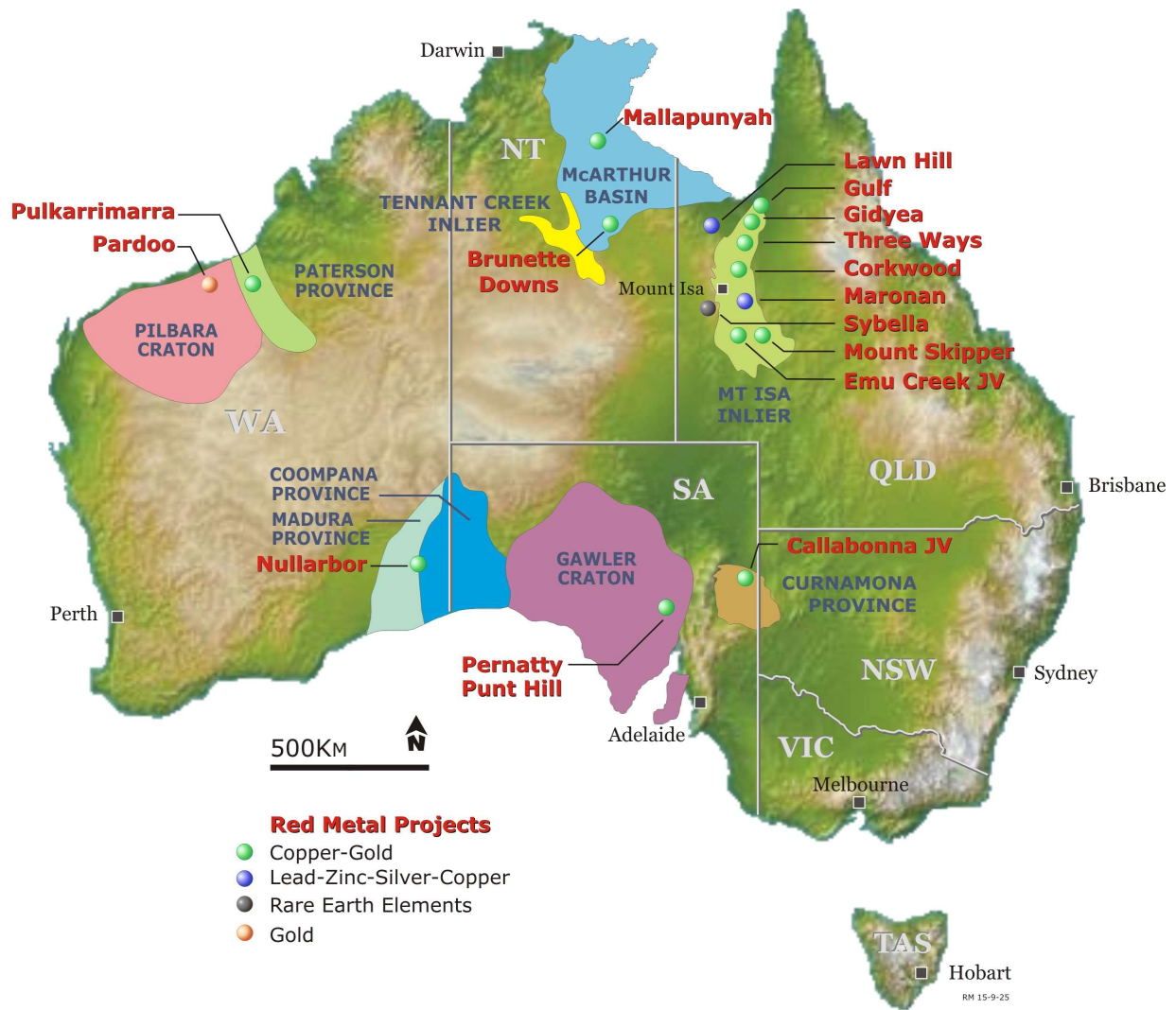
Our exploration team has been extremely busy completing base metal proof-of-concept drill tests of standout geophysical targets on Gidyea, Lawn Hill, Gulf and Three Ways projects in northwest Queensland, and advancing the Pulkarrimarra and Pardoo projects in Western Australia to a drill ready status.

BHP committed to diamond drilling of two stratigraphic copper targets of which Red Metal holds a 49% interest on the Pulkarrimarra West tenements during the year and drilling was initiated in late August 2025. On completion of this program Red Metal will test two high-priority geophysical targets on wholly owned tenements situated along trend from the major Rio Tinto owned Winu gold-copper project.

As always, your Company continues to use shareholder funds prudently. It has again been successful in securing funding support from government grants and rebates and we continue to benefit from the BHP funding of the Pulkarrimarra joint venture. In FY2025 Red Metal obtained a research and development rebate of \$465,349 and our exploration team received grant funding support from the Queensland and Northern Territory State Governments totalling \$ 415,000. To date, Red Metal has been awarded grant funding support of \$400,000 for drilling during FY2026.

Red Metal will continue to provide shareholders exposure to a range of exciting copper, gold and rare earth exploration opportunities that should guarantee a high level of news flow.

Maronan Metals Limited (ASX: MMA), of which Red Metal holds 44%, continued to rapidly advance the large silver rich Maronan deposit located near Cloncurry in Northwest Queensland. At year end Scoping Studies were nearing completion and an early move to initiate Final Feasibility Studies is anticipated.



[Figure 1] Red Metal project locations.

## SYBELLA RARE EARTHS DISCOVERY

### The Sybella Project: Rare Earth Elements, Mount Isa Inlier, QLD

The definition of a large maiden Inferred Mineral Resource Estimate (MRE), positive infill drilling results, and the optimisation of key leach pH parameters were some of the highlights on Sybella this year. Large diameter metallurgical diamond cores were drilled over the Kary Zone in preparation for column leach test work. Findings from these tests are anticipated toward the end of this calendar year and will provide key data for early-stage mining studies.

With strong rare earth oxide demand forecast into the future and rare earth supply constrained both geopolitically and from limited Western World mine production, we remain very optimistic about future prices for magnet rare earth elements.

Our Sybella rare earth oxide (REO) discovery is unique, being a granite-hosted deposit type with positive characteristics that stands it apart from clay-hosted and monazite dominated REO deposits. The REO-enriched granite target at Sybella is over 12 kilometres long and 3 kilometres wide which offers very large tonnage potential starting from surface and is well located just 20 kilometres southwest from the city of Mount Isa. Early-stage drilling, metallurgical and comminution studies have added to our confidence that a low-cost, low-capital, heap leach processing option may prove feasible.

Initial RC drilling in 2023 discovered wide intervals of granite-hosted REO mineralisation at relatively high grades starting at surface. Analysis of step-out drilling covering an 8.4 kilometre by 3 kilometre portion of the REO enriched granite enabled the definition of a large maiden Inferred Mineral Resource estimate during the year (Figure 2 and Table 2).

The Mineral Resource Estimate defined very large tonnages at good Magnet Rare Earth Oxide (MREO) grades that start at surface and remain open below 100 metres, including :

- 4.795 Bt at 302 ppm NdPr, 28 ppm DyTb (using a 200 ppm NdPr cut-off grade)

This total resource, when constrained geologically, includes significant at surface Inferred Mineral Resources of Weathered Granite that represent advantageous early mining opportunities and includes:

- 788 Mt at 297 ppm NdPr, 28 ppm DyTb (using a 200 ppm NdPr cut-off grade)

Infill drilling to an Indicated Mineral Resource status was initiated during the year, however, a large bush fire on the project delayed activities and the planned program was only partially completed.

Importantly, the total MREO grades and widths from the infill drilling are consistent with results from adjacent drill traverses 400 metres to the north and south adding to our confidence in the Inferred Mineral Resource.

Large area composite samples of drill chips derived from the infill program and the initial drilling program were collected for bottle roll pH optimisation leach tests on Weathered Granite and Partially Weathered Granite to a depth of 24 metres.

Optimum economic REO leach extractions were achieved in the pH 1.7 to pH 2.5 range highlighting key leach parameters for the pending column leach test work. The bottle-roll optimisation leach tests at pH 2.0 for a large portion of the weathered Kary Zone ores achieved:

- Neodymium extractions ranging **76-81%**
- Praseodymium extractions ranging **76-81%**
- Terbium heavy rare earth extractions ranging **43-60%**
- Dysprosium heavy rare earth extractions ranging **38-55%**
- A low sulphuric acid consumption ranging **17-22 kg H<sub>2</sub>SO<sub>4</sub> /tonne**
- Very low iron extraction ranging **1-2%** resulting in very low residual iron levels
- Low aluminium extraction ranging **3-6%** resulting in low residual aluminium levels.

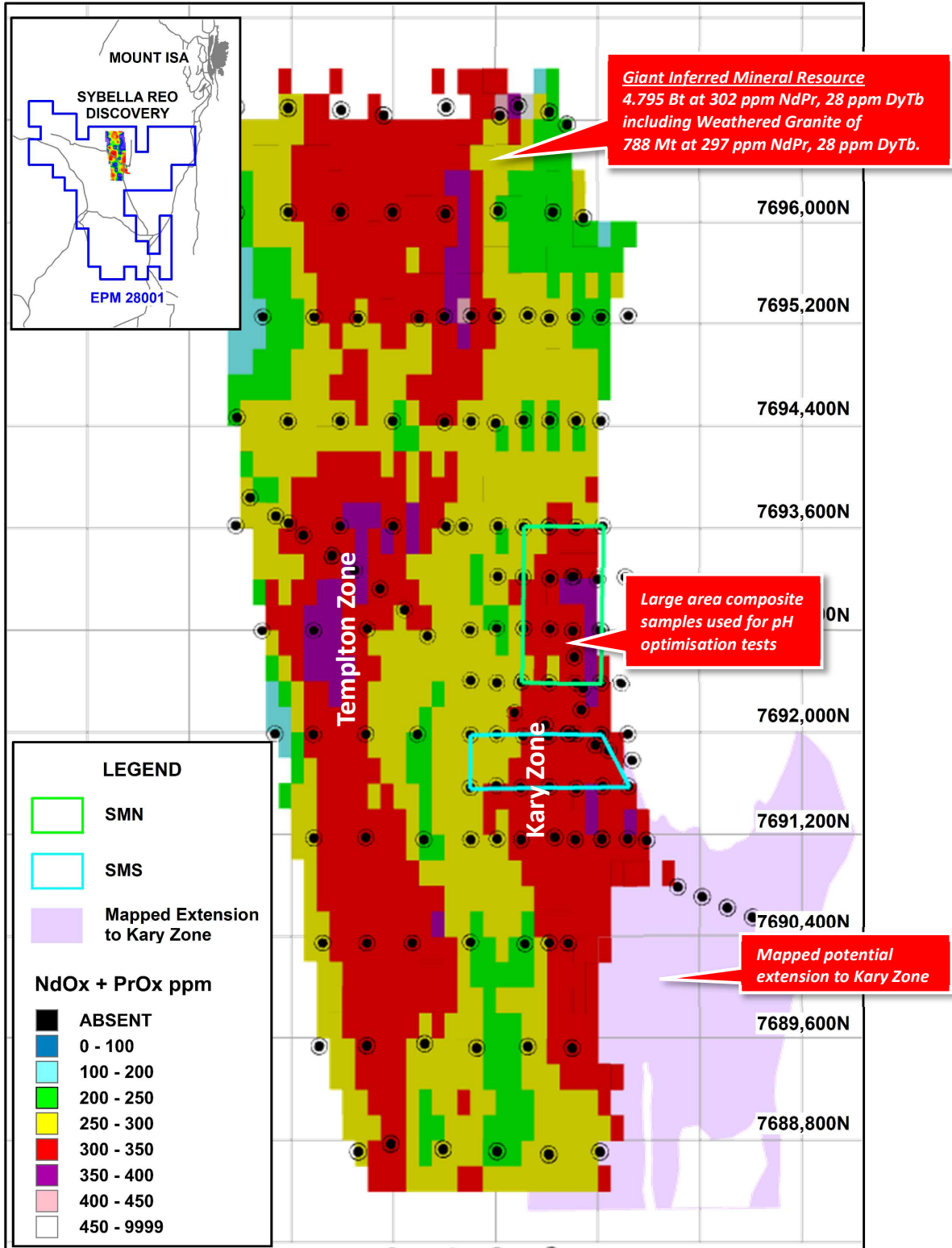
The new data have validated and significantly improved on past results and point to the opportunity to further maximise leach outcomes by adjusting the acid strength over time.

Encouraged by the successful bottle roll tests, nine large diameter PQ diamond core holes were drilled over the Kary Zone providing coarse, non-pulverised, weathered and fresh granite rock samples specifically for column leach test work. Spectral mineral scans using the Geological Survey of Queensland's Hylogger system were completed on five of the holes to quantify key mineral boundaries ahead of the metallurgical sampling.

The column leach tests will best simulate an actual heap leach setting and will use the optimised acid leach parameters determined from the bottle roll experiments to the coarsely crushed diamond core samples. Findings from the column leach tests are anticipated toward the end of 2025.

Research on this exciting project will continue as a major priority for Red Metal in FY2026. Column leach test work, infill resource drilling, and metallurgical variability testing in parallel with early-stage mining studies are the key priorities in FY2026.

For personal use only



[Figure 2] Sybella Inferred Mineral Resource Estimate: Block model level plan showing variation in **NdPr oxide** block grade values from surface to 6 metres. No other rare earths are included in this particular depiction. Grid is 800 metre by 800 metre. Refer to Red Metal ASX announcement date 21 October 2024 for Inferred Mineral Resource details.

## WESTERN AUSTRALIAN PROJECTS

### Pulkarrimarra Project Copper-Cobalt & Gold-Copper, Paterson Province, WA

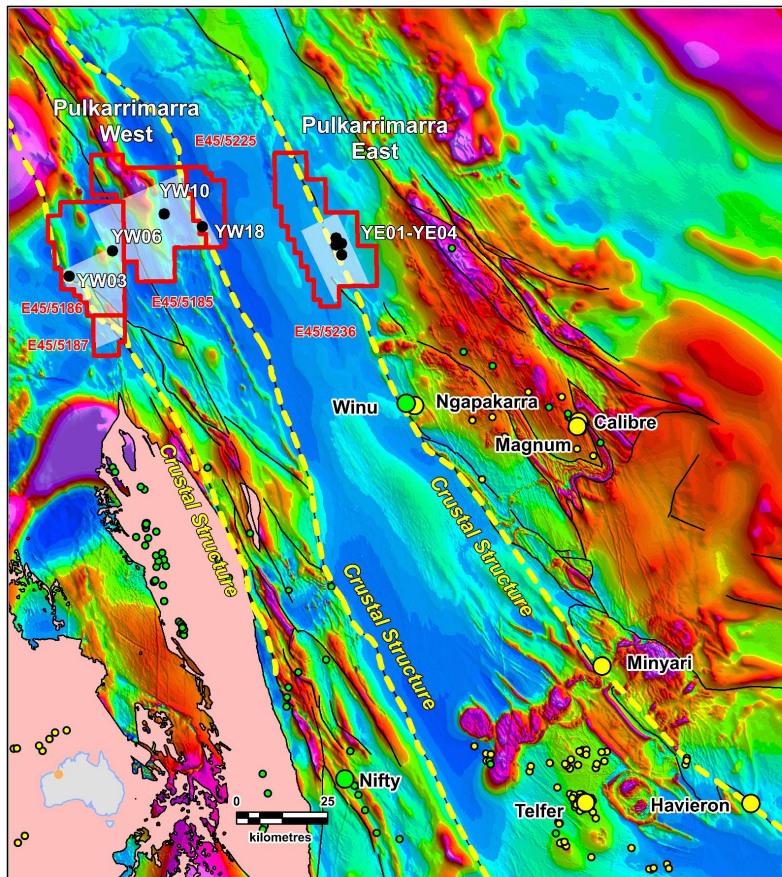
The Paterson Province, which is home to the tier one Telfer gold mine and the large Nifty copper mine, has come into renewed prominence with several discoveries including those at Winu by Rio Tinto, at Haverion by Greatlands/Newmont and at Minyari by Antipa Minerals (Figure 3). Recent corporate transactions including the 30% sale of the Winu deposit for \$430 million and the acquisition of the Telfer mine and a 70% interest in the Haverion deposit for \$475 million further underline the strong gold and copper endowment of this province.

During the year, Alliance partner BHP committed a budget to drill test two stratigraphic copper targets on the Pulkarrimarra West tenements and, with Red Metal's agreement, withdrew the Pulkarrimarra East tenement E45/5236 from the terms of the Alliance Agreement.

The first of four diamond core drill tests were initiated on the Pulkarrimarra Project in late-August 2025.

Drill tests on targets YW06 and YW18 for sedimentary-hosted copper are funded by Alliance partner BHP. Bullseye magnetic target YE02 and the large high resistivity feature YE03 are situated along trend from Rio Tinto's Winu discovery and are considered high-priority gold targets to be solely funded by Red Metal (Figure 3).

Success on any one of the initial proof-of-concept programs is expected to encourage further drill tests during the 2026 field season.



[Figure 3] Paterson Province Pulkarrimarra Project: Magnetic imagery overlain by the Red Metal flow airborne electromagnetic and magnetic survey areas (frosted white) showing the Nifty and Telfer mines, Winu and Haverion discoveries and Red Metal's Pulkarrimarra tenements (red line). Priority geophysical targets are labelled YE01-YE04 on the eastern survey and YW03, YW06, YW10, YW18 on the western survey.

## The Pardoo Project: Gold and Lithium, Pilbara Craton, WA

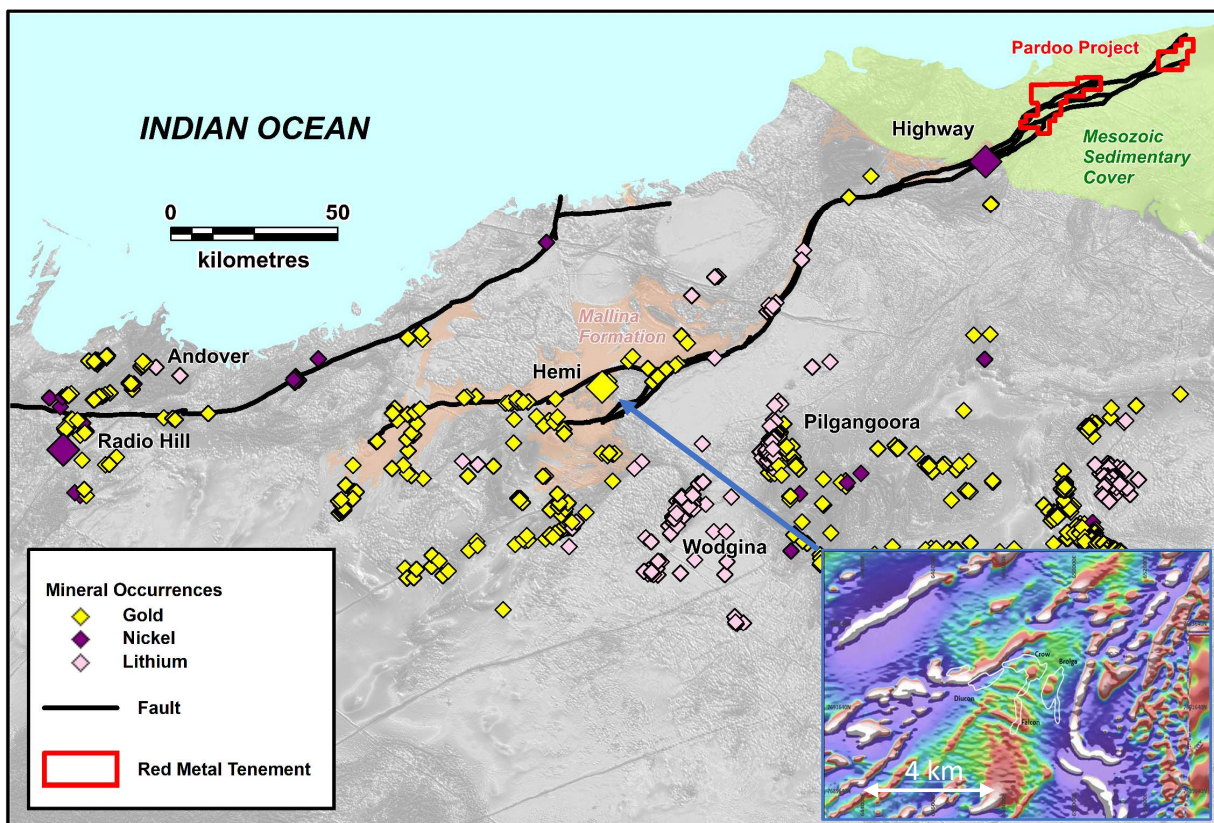
The Pardoo project is located within the highly sought after Pilbara Craton which hosts the giant Hemi gold deposit, recently the subject of a AUD\$6 billion takeover from Northern Star Resources, and the large Pilgangoora, Wodgina and Andover lithium pegmatites (Figure 4).

Induced polarization, passive seismic and magnetotelluric geophysical surveys together with heritage surveying and site access preparations for a proof-of-concept drill program were completed during the year.

The initial drill program will focus on testing two separate magnetic targets located within the northeastern portion of the Hemi structural corridor. These discrete bullseye magnetic targets are interpreted by Red Metal to indicate the presence of favorable intrusions or weak magnetic alteration that may be associated with Hemi-style gold mineralisation or lithium pegmatites.

Results from ultra-fine fraction soil sampling over the magnetic targets support this concept and highlight anomalous, low levels of arsenic, antimony, bismuth, molybdenum, tungsten, tin, tantalum, tellurium, silver, zinc and mercury above and adjacent to some of the anomalies.

The proposed program comprises five RC percussion holes for about 1,200 metres, which dependent upon rig availability, is planned to commence shortly.



[Figure 4] Pardoo Project Location: highlighting the Hemi structural corridor, Mallina Formation rocks, and location of the large Hemi gold deposit. Inset - published magnetic vertical gradient image highlighting the weak magnetic responses over part of the Hemi deposit (from DeGrey November 2021).

## QUEENSLAND PROJECTS

### **The Gulf, Gidyea and Corkwood Projects: Copper-Gold, Mount Isa Inlier, QLD**

The separate Gulf, Gidyea and Corkwood projects target several standout regional geophysical anomalies in an underexplored extension of the Cloncurry terrain that offer scope for the discovery of large magnetite or hematite associated Iron Oxide Copper-Gold (IOCG) breccia systems similar to the nearby Ernest Henry deposit (Figure 5).

Regional proof-of-concept drilling this year was completed on two separate standout gravity targets on the Gidyea and Gulf projects supported by Collaborative Exploration Initiative grants totalling \$390,000 from the Queensland Government. Both holes intersected dense gabbroic rock that explained these gravity anomalies.

Drilling in FY2026 will follow-up on targets where Red Metal's regional drilling successfully intersected fertile IOCG breccia systems, with Gulf targets GT07 and GT06 the priority.

### **Three Ways Project: Copper-Cobalt, Mount Isa Inlier, QLD**

The Three Ways project is located in covered terrain 130 kilometres along trend from the Dugald River zinc-lead-silver mine (Figure 5) and offers potential for large, structure-controlled, copper deposits similar to the giant Mount Isa copper deposit. Past drilling in the region by Red Metal has interested strongly sulphidic metasediments which are ideal host rocks for Mount Isa style copper deposits.

Drilling in August 2025, supported by a Collaborative Exploration Initiative grant of \$150,000 from the Queensland Government, tested a weak magnetic target coincident with a strong conductance anomaly adjacent to a major basin margin fault. Drilling intersected a metasedimentary carbonaceous shale with magnetic pyrrhotite as veins and disseminations that contributed to the source of the geophysical target. Base metal and trace element analyses are progressing.

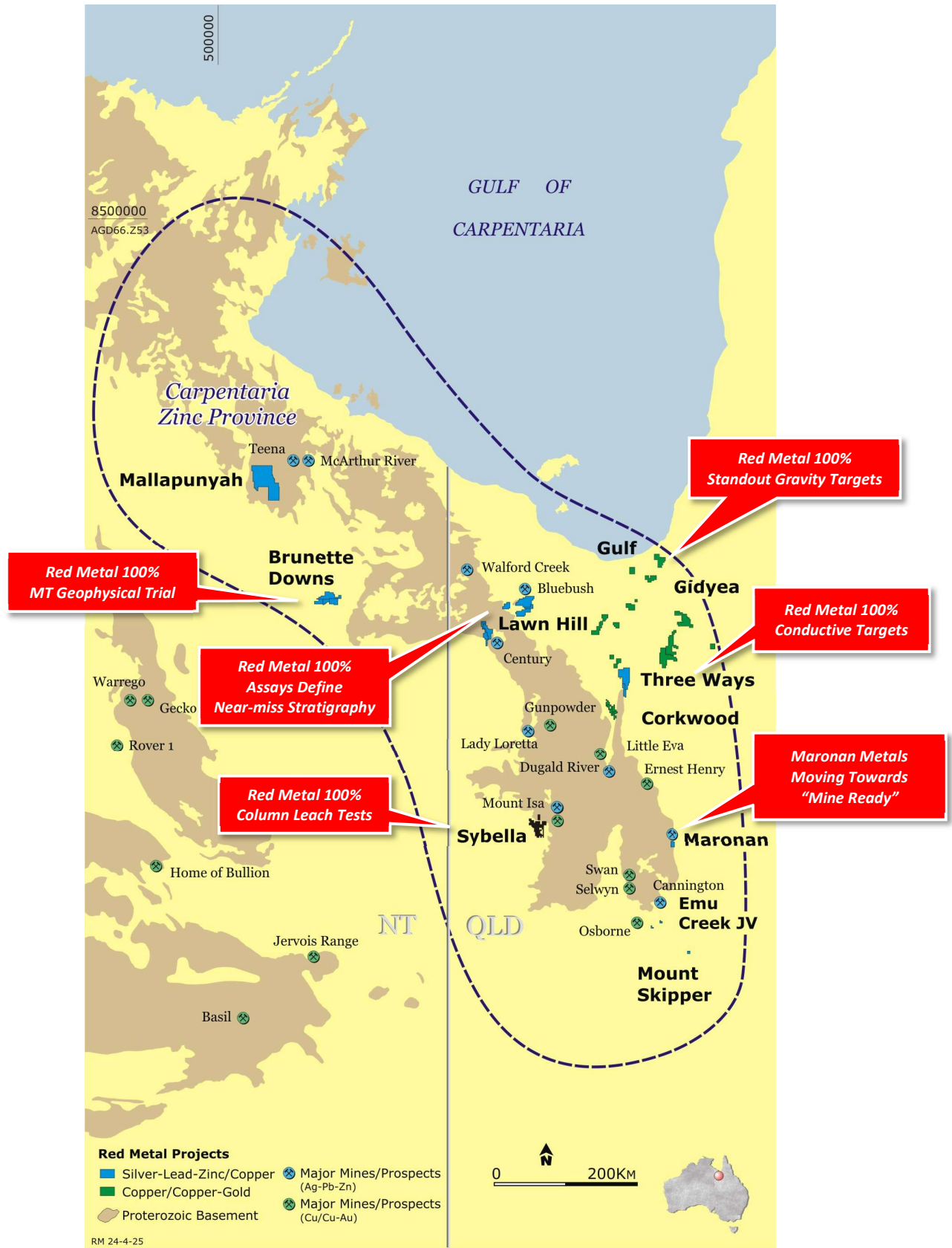
### **The Lawn Hill Project: Zinc-Lead-Silver & Copper-Cobalt, Mount Isa Inlier, QLD**

This regional project targets a range of silver-lead-zinc and possibly copper deposit styles in the vicinity of the giant Century zinc-lead-silver deposit (Figure 5).

Advanced geophysical modelling and a new interpretation of historic geological data on the Bluebush tenement has outlined four high-priority geophysical targets considered prospective for giant stratabound zinc and possibly breccia hosted zinc and copper mineralisation.

Our first proof-of-concept drill test into one of the four key targets was completed this year with the support of a \$150,000 collaborative exploration grant from the Queensland Government. Drilling the high gravity anomaly successfully intersected dense pyrite-rich stratigraphy with anomalous silver, lead, zinc and thallium levels typical of a near miss setting proximal to the giant McArthur River and Mount Isa silver-lead-zinc mines.

First drill tests into the other three untested high gravity targets is the priority.



[Figure 5] Northwest Queensland and Northern Territory: Major deposits and Red Metal tenement locations.

## SOUTH AUSTRALIAN PROJECTS

### Pernatty Lagoon Copper-Gold , Gawler Craton, SA

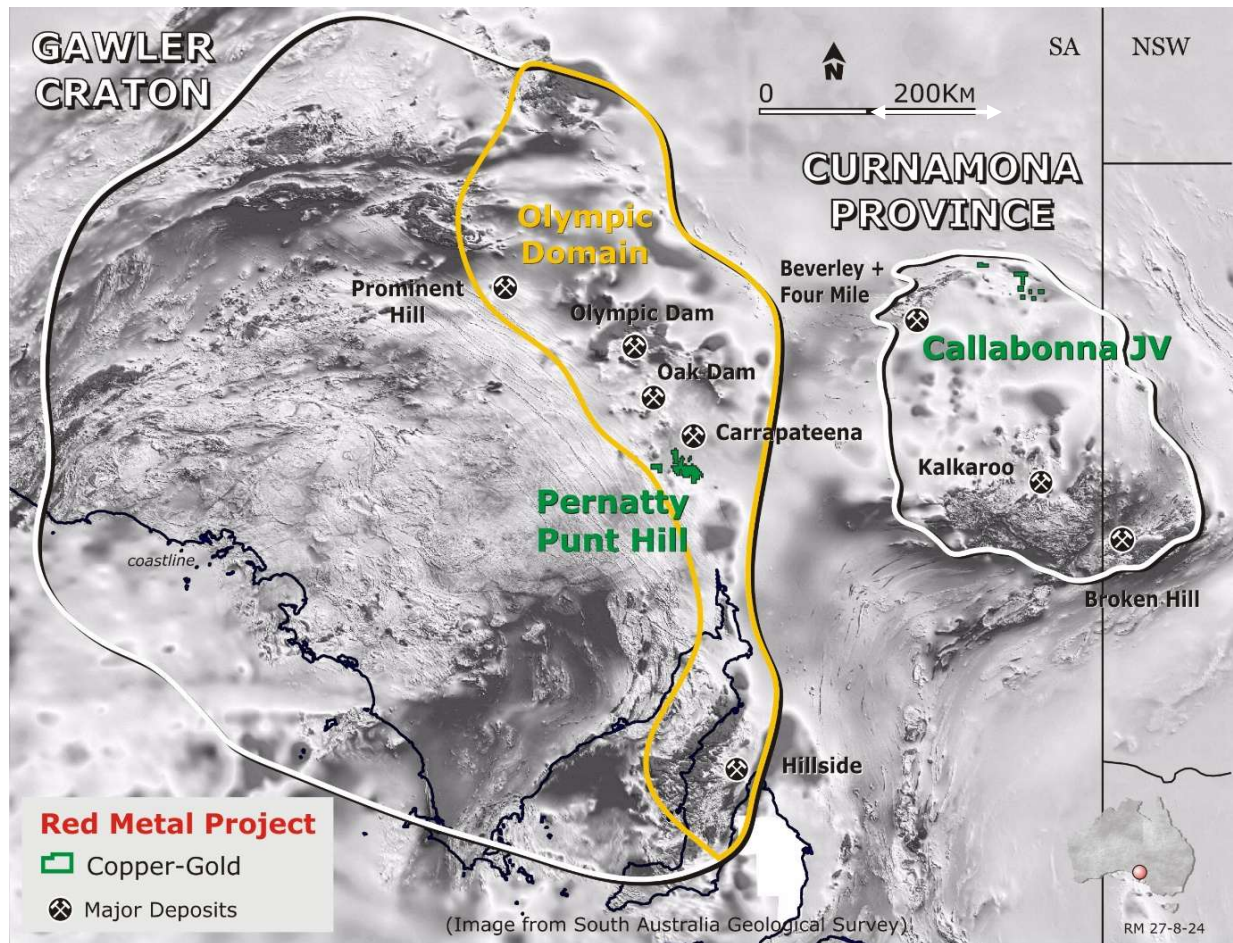
This project is located 30 kilometres south of BHP's large Carrapateena copper-gold deposit (Figure 6) and targets giant skarn style deposits where the regional IOCG mineral systems invade carbonate host rock types.

Recent three dimensional magnetic and gravity modelling (Figure 7) has successfully imaged a previously unrecognised granite intrusion thought to be the local heat and potential metal source driving strong skarn alteration and copper mineralisation in this area. Integration of this deep modelling with the existing drill data has prioritised separate, previously untested, magnetic and gravity targets for drilling. Heritage surveying in preparation for drilling is planned.

### Callabonna Copper-Gold , Gawler Craton, SA

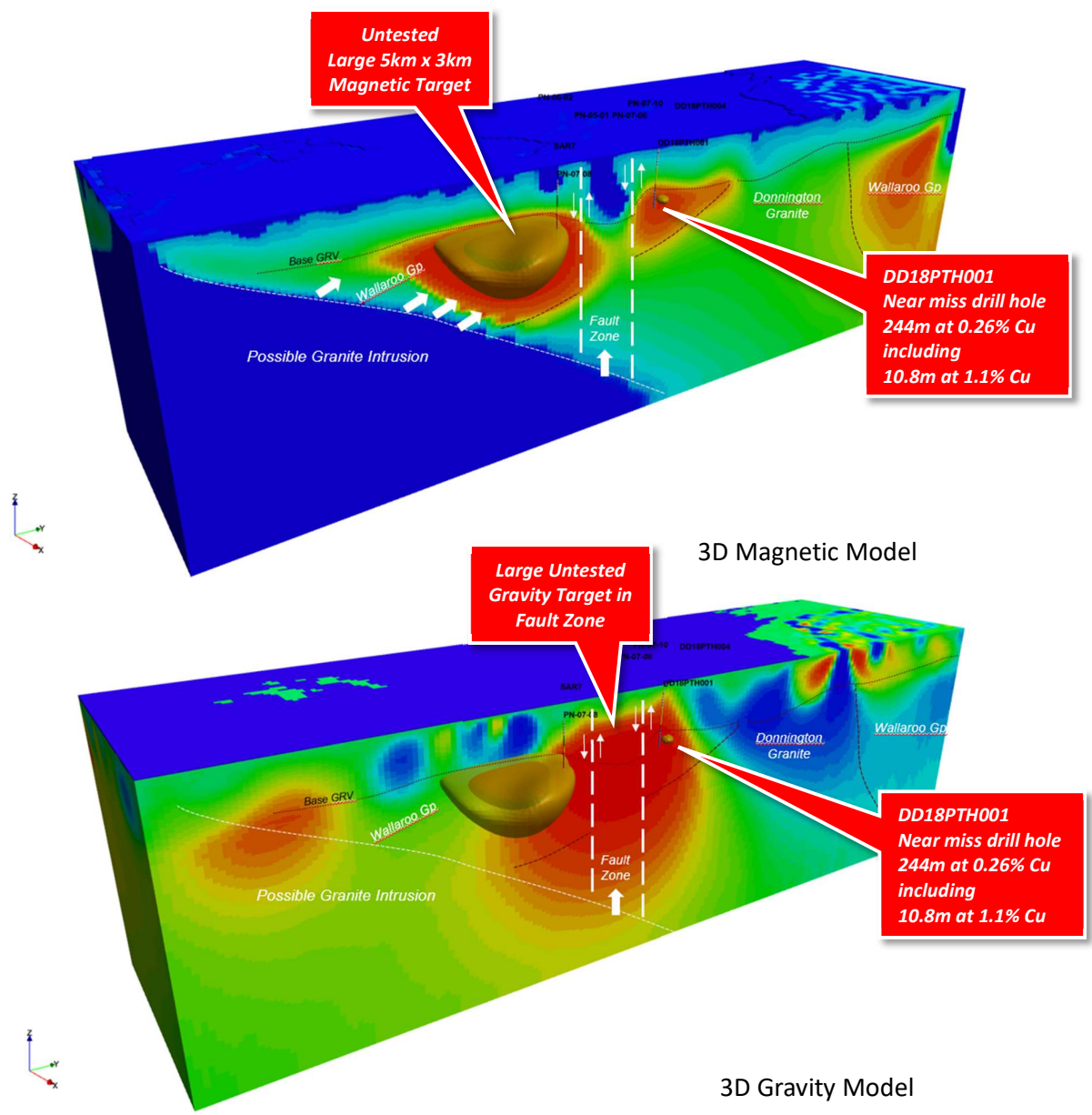
Located along the northern margin of the Curnamona Province (Figure 6) this frontier project targets several large magnetic and gravity targets for large IOCG breccia deposits.

Limited historic drill tests in the region have shown the existence of large IOCG breccia systems underlining the high potential of geophysical targets in this region. Three- dimensional modelling of magnetic and gravity data sets and passive seismic surveying has been utilised to prioritise key targets for drilling. Heritage surveying in preparation for potential drilling is planned.



[Figure 6] Red Metal South Australian Projects: Grey scale magnetic image with main project locations.

For personal use only



[Figure 7] Pernatty Lagoon Project: Three-dimensional magnetic inversion model (top) and gravity inversion model (bottom) showing east-west sections viewed facing north to a depth of 5 kilometres, with interpreted geology and near-miss drill holes. Note the large low magnetic granite intrusion and the large untested magnetic target and gravity target near the wide zones of copper mineralisation in historic hole DD18PTH001 (refer Red Metal ASX announcement dated 11 April 2019). Historic hole PN-07-08 terminated above the magnetic target in strongly altered Gawler Range Volcanic (GRV) rocks (refer Red Metal ASX announcement dated 8 May 2007).

## THE MARONAN METALS ASSET

Red Metal owns 88.5 million shares in Maronan Metals Limited (ASX: MMA) currently trading at 35 cents per share. This holding represents 44% of MMA which is classified as a subsidiary of Red Metal.

MMA owns the emerging Maronan lead-silver and copper-gold project located in the world class Carpentaria Minerals Province in Northwest Queensland. It is one of the largest undeveloped silver deposits in Australia and is well located in a mining friendly jurisdiction just 65 kilometres south of Cloncurry and 90 kilometres north of the giant Cannington silver-lead-zinc mine - one of the world's largest silver operations (Figure 5).

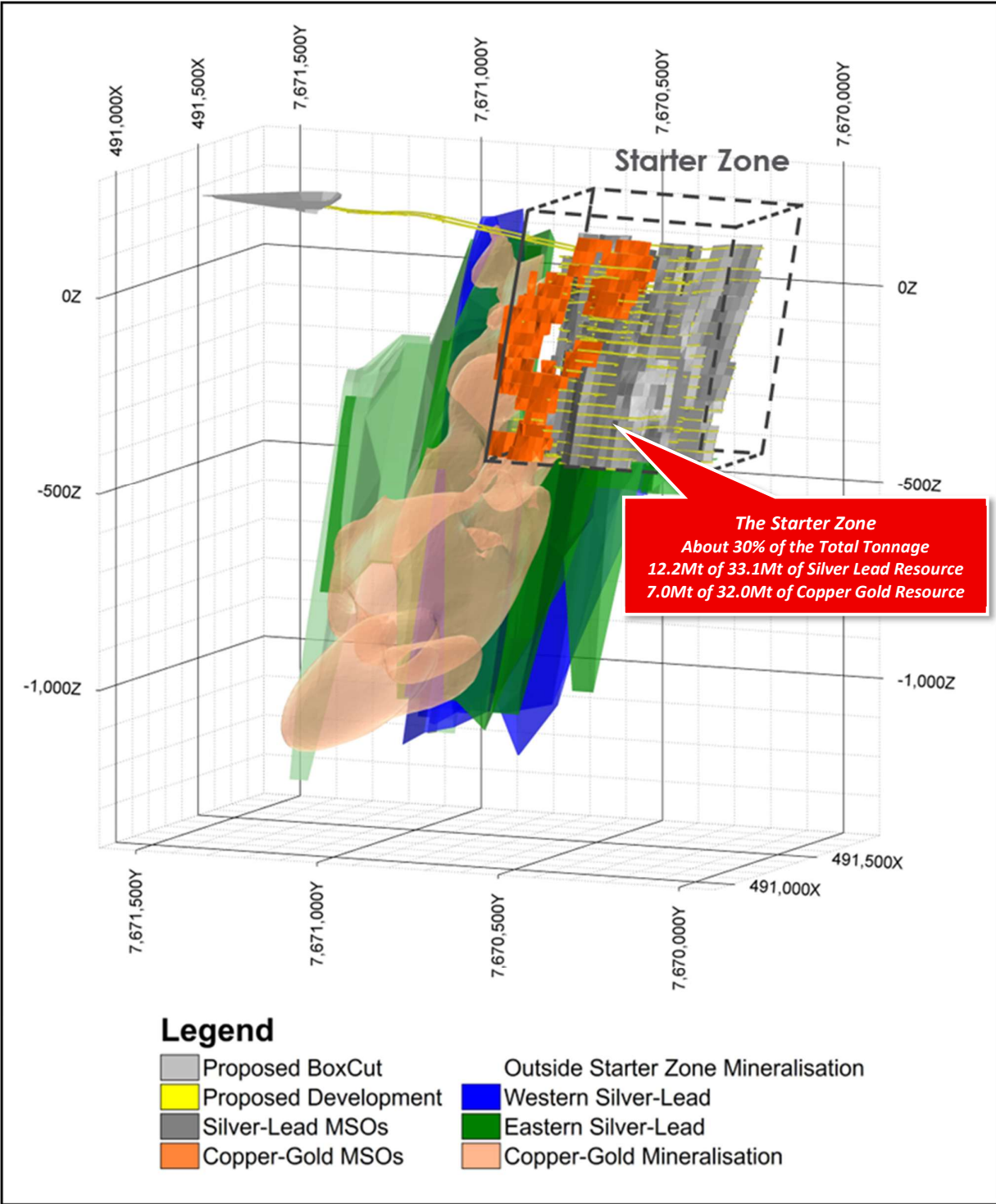
In June 2025 MMA released an updated Mineral Resource Estimate (MRE) incorporating the new results from the 2024 infill drilling focused on the Starter Zone (Table 3). The Starter Zone MRE incorporates the shallowest, early mining, portion of the Maronan deposit and represents only about 1/6<sup>th</sup> of the large global resource base that defines this deposit (Figure 8).

The 2024 infill drilling on the Starter Zone has more than doubled the tonnage of the Indicated Silver-Lead MRE and outlined a near surface Indicated MRE of copper-gold mineralisation, both of which provide the foundations for an early-stage Mining Study currently in progress.

Importantly, the very strong geological and grade continuity of the bedded lead-silver mineralisation at Maronan has shown a near 100% conversion of the resources from the Inferred to Indicated category with no significant change in tonnage, grade or the total metal content. The strong predictability of the Maronan ores increases MMA's confidence that the larger Global MRE can be cost effectively converted to Indicated Mineral Resources and potentially mined in the future.

MMA has lodged a Mineral Development Licence (MDL) application which is recognised as a critical first step towards early mine development.

At year end Scoping Studies were nearing completion and an early move to initiate Final Feasibility Studies is anticipated.



[Figure 8] Maronan deposit: three-dimensional view looking to the east showing the Starter Zone in relation to the global Maronan Silver-Lead and Copper-Gold resources. The Starter Zone contains 12.2Mt of the 33.1Mt of Silver Lead Resource; and 7.0Mt of the 32.0Mt of Copper Gold resources. Combined the Starter Zone represents less than about 30% of the total tonnage for the Maronan deposit

## OTHER PROJECTS

Some of Red Metal’s other projects are briefly summarised below in Table 1.

[Table 1] Red Metal Limited: other projects.

Project	Description	Status
<b>QUEENSLAND</b>		
<u>Emu Creek JV</u> <i>Cu-Au &amp; Pb-Zn-Ag</i>	Joint venture partner Chinova Resources Pty Ltd is seeking IOCG and Cannington style lead-zinc-silver within trucking distance of the Osborne Mine (Figure 5).	Ongoing prospect evaluation
<b>NORTHERN TERRITORY</b>		
<u>Brunette Downs</u> <i>Cu-Ag-Co</i>	This frontier project targets new concepts for giant sedimentary hosted copper-cobalt deposits. A recent proof-of-concept magnetotelluric survey line successfully confirmed the presence of flat-lying reduced stratigraphy that may have potential for sediment-hosted copper-cobalt mineralisation (Figure 5).	Heritage surveying in preparation for stratigraphic drill hole pending.
<u>Mallapunyah</u> <i>Cu-Ag-Co &amp; Pb-Zn-Ag</i>	Application on Aboriginal Land located within the McArthur Basin targeting dome structure considered prospective for sandstone-hosted copper (Figure 5).	Access negotiations were progressed. On site meeting proposed.
<b>WESTERN AUSTRALIA</b>		
<u>Nullarbor</u> <i>Cu-Au &amp; Cu-Ni</i>	This frontier project is targeting a series of high-amplitude regional gravity and magnetic anomalies for mafic intrusion-hosted copper and nickel mineralisation, iron oxide copper-gold mineralisation or carbonatite-hosted rare earth or niobium mineralisation.	An EIS grant application was lodged with the Western Australian Government on the standout Sharons Dam gravity and magnetic target in August 2025 for possible drilling next field season.

## CORPORATE

In September 2024 Red Metal announced a capital raising via a share purchase plan, with a target of raising \$2.0 million (before costs). The Company received applications significantly in excess of the \$2.0m target, and in November 2024 the Company issued 60 million shares at \$0.10 per share for a total of \$6.0 million (before costs). This was an extremely welcome result as it demonstrated the strong support Red Metal enjoys from its shareholder base.

A total of 149,321 options were exercised this year raising \$19,412.

During the year Red Metal received collaborative drilling grants totalling \$415,000 from the Queensland and Northern Territory Governments, and a Research and Development tax refund of \$465,349 for innovative research activities on the Sybella project.

In accordance with Australian Accounting Standards, the consolidated financial statements contained within this annual report are for the Red Metal Group consisting of Red Metal Limited and its subsidiary Maronan Metals Limited (MMA).

During and at the end of the year the Company’s interest in MMA was approximately 44%.

## SUMMARY OF MINERAL RESOURCE ESTIMATES

### Mineral Resources Estimates Reported According to JORC Category and Deposit

[Table 2] Sybella Rare Earth Oxide Deposit: Mineral Resource Estimates

Sybella	30 June 2025			30 June 2024		
Category	Cut-off Grade	Tonnes (Bt)	Grade	Cut-off Grade	Tonnes (Mt)	Grade
Inferred	200 ppm NdPr	4.795	302 ppm NdPr, 28 ppm DyTb	-	-	-

[Table 3] Maronan Deposit\*: Mineral Resource Estimates

Maronan	30 June 2025			30 June 2024		
Category	Cut-off Grade	Tonnes (Mt)	Grade	Cut-off Grade	Tonnes (Mt)	Grade
Indicated	3% lead	5.3	5.2% lead, 116 g/t silver	3% lead	2.1	5.3% Lead, 155 g/t Silver
Inferred	3% lead	27.9	6.1% lead, 106 g/t silver	3% lead	30.0	6.2% Lead, 104 g/t Silver
Indicated	0.4% copper	1.6	0.77% copper, 0.67 g/t gold, 10 g/t silver			
Inferred	0.4% copper	30.4	0.85% copper, 0.63 g/t gold, 7 g/t silver	0.4% copper	32.5	0.84% copper, 0.61 g/t gold, 7 g/t silver
Inferred	1 g/t gold	1.8	1.24 g/t gold	1 g/t gold	1.8	1.24 g/t gold

\*Project owned 100% by Maronan Metals Limited, a controlled entity of Red Metal Limited

#### For the Sybella Project:

- The maiden Sybella Mineral Resource Estimate (MRE) utilised assay data from 1,778 six-metre composite samples collected down 139 regularly spaced air core and RC drill holes covering an 8.4 kilometre by 3 kilometre portion of the rare earth oxide (REO) enriched granite. Each composite sample was analysed for rare earth elements using an ICP-MS technique that utilises lithium borate fusion prior to acid dissolution. The 10,511 metre air core and RC programs included: 104 angled air core holes drilled mostly to 60 metres and spaced on regular 800 metre by 200 metre and 800 metre by 400 metre patterns; and 35 localised RC holes extended to between 120 and 240 metres. Drill hole positions are surveyed to high accuracy. Drilling is logged in detail for lithology, alteration and mineralisation. Samples are analysed at external recognised laboratories. QA/QC procedures are industry standard with certified standards, blanks and duplicate samples inserted into the sample stream. Mineral Resource estimates are prepared and reported by suitably qualified personnel or external consultants (Competent Person) in accordance with the JORC code and other industry standards. NdPr refers to neodymium plus praseodymium oxides, DyTb refers to dysprosium plus terbium oxides.

#### For the Maronan Project:

- Resource drilling is conducted by NQ and HQ diamond drilling. Drill hole positions are surveyed to high accuracy. Drilling is logged in detail for lithology, alteration, structure and mineralisation. Sampling is typically at 1 metre intervals (down to 0.4 metre or up to 1.5m based on geological controls) and samples are analysed at external recognised laboratories. QA/QC procedures are industry standard with certified standards, blanks and duplicate samples inserted into the sample stream. Mineral Resource estimates are prepared and reported by suitably qualified personnel or external consultants (Competent Person) in accordance with the JORC code and other industry standards.
- The increase in the Mineral Resources during the reporting period is a result of an additional 9,895 metres of infill drilling conducted over the 2024 drill campaign.

The above annual mineral resources statement is based on and fairly represents information and supporting documentation prepared by competent persons. The above annual mineral resources statement as a whole has been approved by Mr Robert Rutherford, who is a member of the Australian Institute of Geoscientists (AIG). Mr Rutherford is the Managing Director of the Company. Mr Rutherford has consented to the form and context in which the statement is presented in this report.

## **Cautionary Statement**

*This report contains references to exploration results derived by other parties exploring in other fertile terrains in Australia and includes references to geophysical similarities to those of the Company's projects. It is important to note that such similarities do not guarantee that the Company will have any success or similar success in delineating a JORC-compliant Mineral Resource on the Company's tenements.*

## **Competent Persons Statement**

*The information in this report that relates to Exploration Results is based on and fairly represents information and supporting documentation compiled by Mr Robert Rutherford, who is a member of the Australian Institute of Geoscientists (AIG). Mr Rutherford is the Managing Director of the Company. Mr Rutherford has sufficient experience which is relevant to the style of mineralisation and type of deposit under consideration and to the activity which he is undertaking to qualify as a Competent Person as defined in the 2012 Edition of the "Australasian Code for Reporting of Exploration Results, Mineral Resources and Ore Reserves" (the JORC Code). Mr Rutherford consents to the inclusion in the report of the matters based on his information in the form and context in which it appears.*

*The information in this report that relates to Exploration Results and estimates of Mineral Resources for the Sybella Project was previously reported by the Company in compliance with JORC 2012 in various market releases with the last one being dated 19 May 2025. The Company confirms that it is not aware of any new information or data that materially affects the information included in those earlier market announcements and, in the case of the estimate of Mineral Resources all material assumptions and technical parameters underpinning the estimates continue to apply and have not materially changed.*

*The information in this report that relates to Exploration Results and estimates of Mineral Resources for the Maronan Project was previously reported by the Company and its controlled entity Maronan Metals Limited in compliance with JORC 2012 in various market releases with the last one being dated 6 June 2025. The Company confirms that it is not aware of any new information or data that materially affects the information included in those earlier market announcements and, in the case of the estimate of Mineral Resources all material assumptions and technical parameters underpinning the estimates continue to apply and have not materially changed.*

## CORPORATE POLICIES

---

### Environmental and Sustainability Policy Statement

Red Metal is a responsible company which recognises and respects the environment and the values and rights of others in the environment.

Red Metal holds the opinion that industry can operate in harmony with minimal impact on the environment. Red Metal recognises that environmental performance is an important factor in its business performance and as a measure of professionalism.

Red Metal recognises that its activities can have environmental impact and that it has obligations to mitigate those for the benefit of all. As a minimum, the Company will comply with all applicable environmental obligations.

Red Metal commits to continually improving its environmental performance and responsibility through the education of its employees and contractors and the following initiatives:

- integrating environmental considerations into project planning and operations;
- implementing environmental controls and strategies to identify, minimise and avoid wherever possible environmental impact from our activities;
- monitoring relevant environmental parameters;
- auditing and reporting on environmental performance;
- preventing pollution by minimising emissions and the generation of waste;
- providing sufficient training and resources for effective environmental management;
- having open communication with communities and other stakeholders about environmental issues; and
- adopting programs which substantially improve the environment in the areas surrounding high impact areas.

Red Metal commits to being a proactive environmental manager, and through consultation with stakeholders and government ensuring that it remains a good corporate citizen.

### Occupational Health and Safety Policy Statement

It is the philosophy of Red Metal that industry can operate efficiently and productively without causing injury or damage to people.

Red Metal recognises that the safety and health of its employees is of prime importance and is an essential part of the planning and control of its operations.

It is Company policy to work towards an accident free environment in which hazards are controlled or eliminated and safe working attitudes are promoted through consultation and participation at all levels of the workforce. A collective responsibility binds management and employees to achievement of these goals.

Our ability to prevent injuries and accidents is an important measure of our operational efficiency. Success in our safety endeavours is dependent upon the active involvement of every employee of the Company.

## ***DIRECTORS' REPORT***

The directors present their report together with the financial report of the consolidated entity consisting of Red Metal Limited (“Red Metal” or “the Company”) and the entities it controlled (together referred to as “the Group”) for the financial year ended 30 June 2025 and the independent auditor’s report thereon. Red Metal Limited is a listed public company, incorporated in and domiciled in Australia.

### **OFFICERS OF THE COMPANY**

The directors of the Company at any time during or since the end of the financial year are as follows:

**Russell Barwick**  
**Dip Min Eng, FAusIMM,**  
**FAICD**  
**Independent Non-Executive**  
**Chairman**  
**(Appointed 12 June 2003)**

Russell Barwick is a mining engineer with over 40 years technical, managerial and corporate experience in various commodities. He initially worked for Bougainville Copper Limited (CRA), Pancontinental Mining Limited and CSR Ltd. Following this, Russell spent 17 years with Placer Dome Inc, occupying a number of key development, operational and corporate roles, culminating in being Managing Director of Placer Nuigini Ltd. He then served as Chief Executive Officer of Newcrest Mining Limited where he achieved strong market support. Russell was also the Chief Operating Officer of Wheaton River Minerals and Goldcorp Inc. for four years during which the quickly evolving company grew its market capitalisation from several hundred million dollars to \$22 billion and became the third largest gold company in the world by market capitalisation. Russell was also a director of Lithium Power International Limited (LPI) from 2017 to March 2024 (at which time Codelco acquired 100% of the share capital of LPI by way of a scheme of arrangement), Mount Gibson Iron Limited from 2011 to August 2023 and Regis Resources Ltd from 2020 to January 2022.

**Robert Rutherford**  
**BSc (Geol), Masters Econ**  
**Geol, MAIG**  
**Managing Director**  
**(Appointed 13 January**  
**2003)**

Rob Rutherford is a geologist with over 30 years Australian and international exploration experience and has been involved in generative, feasibility and management roles in the copper, gold and basemetal exploration industry. He was formerly employed by Phelps Dodge Australasia Inc. for over 9 years where he was promoted to Australian Exploration Manager and internal expert on Iron-Oxide Copper-Gold hydrothermal systems and Sediment-Hosted copper deposits. Rob founded Red Metal Limited in 2003. Rob is also a director of Maronan Metals Limited (director since 2012).

**Joshua Pitt**  
**BSc (Geol), MAusIMM,**  
**MAIG**  
**Independent Non-Executive**  
**Director**  
**(Appointed 2 July 2003)**

Joshua Pitt is a geologist with over 40 years experience in exploration and corporate management. He has had a successful career in providing seed capital and corporate services to new mining and exploration ventures. He is also Executive Chairman of Hampton Hill Mining NL (director since 1997) and Red Hill Minerals Limited (director since 2005). Joshua was also a director of Traka Resources Ltd from 2003 to August 2024.

The Secretary of the Company at any time during or since the end of the financial year is:

**Patrick Flint**  
**BCom, MAICD**  
**Company Secretary**  
**(Appointed 12 June 2003)**

Patrick Flint is an accountant with significant experience in the management and administration of publicly listed mineral exploration companies.

***DIRECTORS' REPORT (continued)*****DIRECTORS' MEETINGS**

The number of meetings of the Company's directors and the number of meetings attended by each director during the year ended 30 June 2025 are:

	<b>Number of meetings attended during period of office</b>	<b>Number of meetings held during period of office</b>
Russell Barwick	8	8
Robert Rutherford	8	8
Joshua Pitt	7	8

There were eight directors' meetings held during the period. The Company does not have an audit committee. Due to the small size of the board all matters that would be addressed by committees are dealt with by the full board of directors.

**REMUNERATION REPORT - AUDITED***Remuneration policies*

The Board is responsible for determining remuneration policies and packages applicable to the Board members and senior executives of the Company. Remuneration levels are competitively set to attract and retain appropriately qualified and experienced directors and senior executives. The broad remuneration policy is to ensure that the remuneration package properly reflects the person's duties and responsibilities and level of performance, and that remuneration is competitive in attracting, retaining and motivating people of the highest quality. Where necessary, independent advice on the appropriateness of remuneration packages is obtained. Remuneration packages include a mix of fixed remuneration and short and long-term performance-based incentives.

**Fixed remuneration** – Fixed remuneration consists of base remuneration and statutory superannuation entitlements. Remuneration levels are set by the board based on individual performance and the performance of the Company.

**Performance-linked remuneration** - Performance-linked remuneration includes both short-term and long-term incentives and is designed to reward directors and staff. The short-term incentive is provided in the form of cash, while the long-term incentive is provided as options over ordinary shares of the Company. The Board exercises discretion in determining the amount of short-term incentives paid and options issued. The total potential short term incentive available is set at a level so as to provide sufficient incentive to Directors and staff. Performance is measured by the efficiency and effectiveness of the design and implementation of the exploration programme, compliance with environmental and sustainability and occupational health and safety policies, management of stakeholder relationships, the enhancement of the Company's exploration portfolio and the success of the Company's exploration activities. Performance-based remuneration is not based on specific financial indicators such as earnings or dividends as the Company is at the exploration stage and during this period is expected to incur operating losses. A performance evaluation of senior staff was completed in November 2024 in accordance with performance measures. There is no separate profit-share plan.

Options have been issued to directors and staff as an incentive and in recognition of the fact that the fixed cash component of remuneration is comparatively modest. The ability to exercise the options is conditional on the holder remaining in the Company's employment. There are no other non-cash benefits available to directors or staff.

Voting and comments made at the Company's 2024 Annual General Meeting (AGM) – At the 2024 AGM approximately 10% (2023: 6%) of the votes received (excluding abstentions) did not support the adoption of the remuneration report for the year ended 30 June 2024. The Company did not receive any specific feedback at the AGM regarding its remuneration practices.

***DIRECTORS' REPORT (continued)*****REMUNERATION REPORT (CONTINUED)***Service Agreements*

It is the Company's policy that service agreements for executive directors and senior staff are entered into prior to the commencement of employment, that the agreements be unlimited in term but capable of termination on between 3 and 6 months' notice and that the Company retains the right to terminate the contract immediately, by making payment equal to between 3 and 6 months' pay in lieu of notice. The service agreement outlines the components of remuneration paid to the executive directors and staff but does not prescribe how remuneration levels are modified year to year. Remuneration levels are reviewed each year to take account of changes in the scope of the role performed and changes in industry remuneration levels.

Mr Rutherford entered into an updated employment arrangement with the Company in January 2023 to continue as Managing Director of the Company. The duties are those as are customarily expected of a Managing Director and from time to time delegated by the Board. The agreement is terminable by either party on six months written notice. Mr Rutherford is paid an annual salary of \$280,000, including statutory superannuation. At the Board's discretion Mr Rutherford can also receive an annual bonus of up to 50% of the annual remuneration (excluding the statutory superannuation) upon the achievement of certain performance criteria (refer above). As a non-executive director of Maronan Metals Limited Mr Rutherford also receives an annual fee of \$50,000, including statutory superannuation.

*Non-Executive Directors*

Total aggregate fees payable to all non-executive directors, approved at a shareholders meeting held on 6 June 2003, is not to exceed \$150,000 per annum (excluding reimbursement of out of pocket expenses and securities issued with shareholder approval). Director's fees cover all main Board activities and membership of one committee (if required). Fees may also be paid to non-executive directors for additional consulting services provided to the Company. Directors' base fees are presently \$24,000 for each Director. The Chairman's base fee is \$48,000. Non-executive directors are entitled to receive options (subject to shareholder approval) as it is considered an appropriate method of providing sufficient reward whilst maintaining cash reserves.

*Remuneration of Key Management Personnel*

Details of the nature and amount of each major element of the remuneration of each director of the Company and the named officers of the Company are:

Name	Short-Term \$		Post- Employ- ment \$	Share- based Payments \$	Total \$	Proportion related to performance %
Directors	Salary / Fees		Super- annuation	Options <sup>1</sup>		
<i>Non-executive</i> Russell Barwick	2025	43,049	4,951	103,804	151,804	68.4
	2024	43,243	4,757	42,183	90,183	46.8
Joshua Pitt	2025	24,000	-	103,804	127,804	81.2
	2024	24,000	-	42,183	66,183	63.7
<i>Executive</i> Robert Rutherford <sup>2</sup>	2025	300,000	30,000	739,984	1,069,984	69.2
	2024	300,389	29,835	84,366	414,590	20.3
Totals	2025	367,049	34,951	947,592	1,349,592	
	2024	367,632	34,592	168,732	570,956	

## Notes:

- (1) The fair value of options is calculated at the date of grant using a Black-Scholes model and allocated to each reporting period evenly over the period from grant date to vesting date. The value disclosed above is the portion of the fair value of the options allocated to this reporting period. These options are the only element of the above remuneration that are performance based.

***DIRECTORS' REPORT (continued)*****REMUNERATION REPORT (CONTINUED)**

- (2) Share-based payments to Mr Rutherford include the value of incentive options issued by the Company and by Maronan Metals Limited (a controlled entity).

*Options and rights over equity instruments granted as compensation*

A total of 10 million options were issued to Mr Barwick (2,500,000 options), Mr Rutherford (5,000,000 options) and Mr Pitt (2,500,000 options) by the Company in November 2024. The options expire on 10 November 2027 and are exercisable at 14 cents in two equal tranches commencing from 20 November 2024 and 20 November 2025. In addition, 4,000,000 million options exercisable at 27.5 cents were issued to Mr Rutherford by Maronan Metals Limited (a controlled entity) in November 2024.

The terms and conditions of each grant of incentive options to key management personnel affecting remuneration during the year are as follows:

	Number	Date	% vested in year	Forfeited in year	Financial years in which grant vests	Min	Max
	Options granted by the Company					Value yet to vest	
Russell Barwick	2,500,000	20 November 2024	50%	Nil	2025 / 2026	Nil	\$21,385
Robert Rutherford	5,000,000	20 November 2024	50%	Nil	2025 / 2026	Nil	\$42,770
Joshua Pitt	2,500,000	20 November 2024	50%	Nil	2025 / 2026	Nil	\$21,385
	Options granted by Maronan Metals Limited					Value yet to vest	
Robert Rutherford	4,000,000	15 November 2024	100%	Nil	2025	Nil	\$Nil

Assumptions used in valuing the options granted by the Company on 11 November 2024 are as follows:

Grant Date	Expiry Date	Fair value per option	Exercise price	Price of shares on grant date	Expected Volatility	Risk free interest rate	Dividend yield
11 November 2024	10 November 2027	4.7 cents	14 cents	11.0 cents	70%	4.10%	-

Assumptions used in valuing the options granted by Maronan Metals Limited on 11 November 2024 are as follows:

Grant Date	Expiry Date	Fair value per option	Exercise price	Price of shares on grant date	Expected Volatility	Risk free interest rate	Dividend yield
11 November 2024	15 November 2027	13.3 cents	27.5 cents	24.0 cents	88.5%	4.10%	-

The estimated values disclosed above are calculated at the date of grant using the Black-Scholes option pricing model.

A total of 6 million options (exercisable at 13 cents each) held by Mr Barwick (500,000 options), Mr Rutherford (5,000,000 options) and Mr Pitt (500,000 options) expired on 30 November 2024.

A total of 4 million options (exercisable at 25 cents each) granted by Maronan Metals Limited and held by Mr Rutherford expired on 19 April 2025.

Other than the above, no options over unissued ordinary shares in Red Metal Limited or its controlled entities were granted to, were forfeited by, or were exercised by key management personnel of the Company (as part of their remuneration).

***DIRECTORS' REPORT (continued)*****REMUNERATION REPORT (CONTINUED)***Additional information*

The earnings of the Group for the five years to 30 June 2025 and the share price at financial year end are summarised below:

	2025	2024	2023	2022	2021
Profit / (Loss) before tax (\$)	(12,415,626)	(7,878,300)	(10,822,630)	(2,713,625)	(1,359,892)
Basic profit / (loss) per share (cents) attributable to owners of Red Metal Limited	(2.2)	(2.0)	(2.5)	(0.9)	(0.6)
Share price at financial year end (cents)	11.5	15.5	6.6	8.0	13.5
Dividends (cents)	-	-	-	-	-

*Shareholdings in the Company of key management personnel*

The movement during the reporting period in the number of ordinary shares and options in the Company held, directly, indirectly or beneficially, by each key management person, including their related parties, is as follows:

**30 June 2025 - Shares**

Name	Held at 1 July 2024	Purchases (i)	Exercise of options	Held at 30 June 2025
Specified Directors				
Russell Barwick	6,057,026	669,866	-	6,726,892
Robert Rutherford	14,919,772	1,000,000	-	15,919,772
Joshua Pitt	25,845,091	2,147,899	-	27,992,990

- (i) During the year shares were purchased on-market and pursuant to a share purchase plan. No shares were granted to key management personnel during the reporting period as compensation.

*Option holdings in the Company of key management personnel***30 June 2025 - Options**

Name	Held at 1 July 2024	Granted (i)	Expired	Held at 30 June 2025	Total Incentive Options Vested and exercisable
Specified Directors					
Russell Barwick	3,378,561	2,500,000	(500,000)	5,378,561	4,128,561
Robert Rutherford	10,883,383	5,000,000	(5,000,000)	10,883,383	8,383,383
Joshua Pitt	5,849,097	2,500,000	(500,000)	7,849,097	6,599,097

- (i) Options granted in November 2024 – refer above.

*Shareholdings in Maronan Metals Limited of key management personnel*

The movement during the reporting period in the number of ordinary shares and options in Maronan Metals Limited held, directly, indirectly or beneficially, by each key management person, including their related parties, is as follows:

**30 June 2025 - Shares**

Name	Held at 1 July 2024	On market Purchases	Held at 30 June 2025
Specified Directors			
Russell Barwick	-	-	-
Robert Rutherford	200,000	-	200,000
Joshua Pitt	5,302,300	12,035,623	17,337,923

***DIRECTORS' REPORT (continued)*****REMUNERATION REPORT (CONTINUED)***Option holdings in Maronan Metals Limited of key management personnel***30 June 2025 - Options**

<b>Name</b>	<b>Held at 1 July 2024</b>	<b>Granted (i)</b>	<b>Expired</b>	<b>Held at 30 June 2025</b>
Specified Directors				
Russell Barwick	585,465	-	(585,465)	-
Robert Rutherford	5,519,040	4,000,000	(5,519,040)	4,000,000
Joshua Pitt	3,729,841	-	(3,729,841)	-

(i) Options granted in November 2024 – refer above.

**This concludes the remuneration report, which has been audited.**

For personal use only

## ***DIRECTORS' REPORT (continued)***

---

### **UNISSUED SHARES UNDER OPTION**

As at the date of this report there were 61,642,695 unissued ordinary shares under option. During the financial year 15,200,000 options to subscribe for ordinary shares were issued, 149,321 options were exercised and 8,250,000 options to subscribe for ordinary shares expired. Since the end of the financial year no options have been granted, no options to subscribe for ordinary shares have been exercised and 2,475,000 options have expired. Further information in respect of these options is set out in Note 17 to the financial statements.

No option holder has any right under the options to participate in any other share issue of the Company or of any other entity.

### **PRINCIPAL ACTIVITIES**

The principal activities of the Company during the year ended 30 June 2025 were the acquisition and exploration of mineral prospects in Australia.

### **RESULTS AND DIVIDENDS**

The loss after tax for the year ended 30 June 2025 was \$12,415,626 (2024: \$7,878,300). No dividends have been paid or declared since the start of the financial year and the directors do not recommend the payment of a dividend in respect of the current financial year.

### **REVIEW OF OPERATIONS / OPERATING AND FINANCIAL REVIEW**

The Company is primarily engaged in mineral exploration in Australia. A review of the Company's operations, including information on exploration activity and results thereof, financial position, strategies and projects of the Company during the year ended 30 June 2025 is provided in this Financial Report and in particular in the "Review of Operations" section immediately preceding this Directors' Report. The Company's financial position, financial performance and use of funds information for the financial year is provided in the financial statements that follow this Directors' Report.

As an exploration entity, the Company has limited operating revenue and does not generate a profit and consequently the Company's performance cannot be gauged by reference to those measures. Instead, the Directors' consider the Company's performance based on the success of exploration activity, acquisition of additional prospective mineral interests, joint venture arrangements over mineral interests and, in general, the value added to the Company's mineral portfolio during the course of the financial year.

Whilst performance can be gauged by reference to market capitalisation, that measure is also subject to numerous external factors. These external factors can be specific to the Company, generic to the mining industry and generic to the stock market as a whole and the Board and management would only be able to control a small number of these factors.

The Company's business strategy for the financial year ahead and, in the foreseeable future, is to continue exploration activity on the Company's existing mineral projects (including through joint venture arrangements where appropriate), identify and assess new mineral project opportunities and review development strategies where individual projects have reached a stage that allows for such an assessment. Due to the inherent risky nature of the Company's activities, the Directors are unable to comment on the likely results or success of these strategies.

## ***DIRECTORS' REPORT (continued)***

### **REVIEW OF OPERATIONS / OPERATING AND FINANCIAL REVIEW (Continued)**

The Company's activities are subject to numerous risks, mostly outside the Board's and management's control. These risks can be specific to the Company, generic to the mining industry and generic to the stock market as a whole. The key risks, expressed in summary form, affecting the Company and its future performance include but are not limited to:

- geological, technical and operating risks posed to exploration, development and commercial exploitation success. Mineral exploration and development are high-risk undertakings. There can be no assurance that exploration activities conducted on the Company's mineral licences, or any other licences that may be acquired in the future, will result in the discovery of an economic ore deposit. Even if an apparently viable deposit is identified, there is no guarantee that it can be economically exploited.
- regulatory risks and ability to obtain necessary future approvals for mine development. The Company's operating activities are subject to extensive laws and regulations relating to numerous matters including mineral licence consent, environmental compliance and rehabilitation, taxation, employee relations, health and worker safety, waste disposal, protection of the environment, native title and heritage matters, protection of endangered and protected species and other matters.
- security of tenure including licence renewal. The Company's mineral licences are subject to periodic renewal, and are currently scheduled to variously expire between 2025 and 2030. The renewal of the term of these licences is subject to compliance with the applicable mining legislation and regulations and the discretion of the relevant mining authority.
- access and ability to obtain landowner approvals and native title issues. There is a risk that there may be delays in obtaining the necessary approvals to access sites for proposed exploration activities, and that the existence of the Aboriginal heritage sites may lead to restrictions on the areas that the Company will be able to explore and mine.
- change in commodity prices and market conditions. Commodity prices fluctuate and are affected by many factors beyond the control of the Company. Such factors include supply and demand fluctuations for precious and base metals, technological advancements, forward selling activities and other macro-economic factors.
- environmental risks. The operations and proposed activities of the Company are subject to State and Federal laws and regulations concerning the environment. As with most exploration projects, the Company's activities are expected to have an impact on the environment, particularly if advanced exploration or mine development proceeds. It is the Company's intention to conduct its activities to the highest standard of environmental obligation, including compliance with all environmental laws. Prolonged periods of adverse weather and climatic conditions (including rising sea levels, floods, hail, drought, water scarcity, temperature extremes, bushfires, frosts, earthquakes and extreme storm, wind and cyclonic activity) may have an adverse effect on the ability of the Company to access and utilise its tenements for exploration and mining purposes.
- government policy changes. Adverse changes in government policies or legislation may affect ownership of mineral interests, taxation, royalties, land access, labour relations, and mining and exploration activities of the Company.
- retention of key staff. As a junior exploration company the Company has a small number of permanent staff. There can be no assurance given that there will be no detrimental impact on the Company if one or more of these employees cease their employment.

***DIRECTORS' REPORT (continued)***

- capital requirement and lack of future funding. The Company's capital requirements depend on numerous factors. Equity financing will dilute shareholdings, and debt financing, if available, may involve restrictions on financing and operating activities. If the Company is unable to obtain additional financing as needed, it may be required to reduce the scope of its operations and scale back its exploration programmes as the case may be.

This is not an exhaustive list of risks faced by the Company or an investment in it. There are other risks generic to the stock market and the world economy as whole and other risks generic to the mining industry, all of which can impact on the Company.

**EVENTS SUBSEQUENT TO REPORTING DATE**

In September 2025 a total of 722,023 options exercisable at 13 cents each and expiring on 25 October 2025 were exercised for a total of \$93,863.

Other than the above, there has not arisen in the interval between the end of the financial year and the date of this report any item, transaction or event of a material and unusual nature likely, in the opinion of the directors of the Company, to significantly affect the operations of the Company, the results of those operations or the state of affairs of the Company in future financial years.

**SIGNIFICANT CHANGES IN STATE OF AFFAIRS**

There were no significant changes in the state of affairs of the Company during the year.

**LIKELY DEVELOPMENTS**

The Company will continue its mineral exploration activities with the objective of finding mineralised resources. The Company will also consider the acquisition of further prospective exploration interests and where appropriate secure joint venture partners to assist in financing exploration activities.

**ENVIRONMENTAL LEGISLATION**

The Company is aware of its environmental obligations with regards to its exploration activities and ensures that it complies with all regulations when carrying out any exploration work. There have been no known breaches of environmental laws or permit conditions during the year.

**DIRECTORS' INTERESTS**

The relevant interest of each director in the shares, options or other instruments issued by the Company, as notified by the directors to the Australian Securities Exchange in accordance with S205G(1) of the Corporations Act 2001, at the date of this report is as follows:

	<b>Red Metal Limited</b>	
	<b>Fully Paid</b>	<b>Options over</b>
	<b>ordinary shares</b>	<b>ordinary shares</b>
Russell Barwick	4,782,742	5,280,170
Robert Rutherford	14,190,003	10,868,124
Joshua Pitt	27,668,790	7,849,097

## ***DIRECTORS' REPORT (continued)***

---

### **INDEMNIFICATION AND INSURANCE OF OFFICERS**

The Company has agreed to indemnify the directors of the Company against all liabilities to another person that may arise from their position as directors of the Company, except where the liability arises out of conduct involving a lack of good faith.

During the financial year the Company agreed to pay an annual insurance premium of \$12,880 in respect of directors' and officers' liability and legal expenses' insurance contracts, for directors and officers of the Company. The insurance premium relates to:

- costs and expenses incurred by the relevant officers in defending proceedings, whether civil or criminal and whatever the outcome.
- other liabilities that may arise from their position, with the exception of conduct involving a wilful breach of duty.

### **INDEMNITY AND INSURANCE OF AUDITOR**

The Company has not, during or since the end of the financial year, indemnified or agreed to indemnify the auditor of the Company or any related entity against a liability incurred by the auditor.

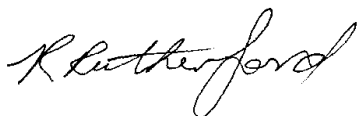
During the financial year, the Company has not paid a premium in respect of a contract to insure the auditor of the Company or any related entity.

### **NON-AUDIT SERVICES AND AUDITOR INDEPENDENCE**

BDO Audit Pty Ltd did not provide any non-audit services to Red Metal Limited during the year.

A copy of the auditor's independence declaration as required under Section 307C of the Corporations Act is included on page 29.

Signed in accordance with a resolution of directors.



Robert Rutherford  
Managing Director

Sydney, 26 September 2025

## CORPORATE GOVERNANCE STATEMENT

The Board of Directors of Red Metal Limited is responsible for the corporate governance of the Company. The Board guides and monitors the business and affairs of Red Metal Limited on behalf of the shareholders by whom they are elected and to whom they are accountable. The Company's governance approach aims to achieve exploration, development and financial success while meeting stakeholders' expectations of sound corporate governance practices by proactively determining and adopting the most appropriate corporate governance arrangements.

ASX Listing Rule 4.10.3 requires listed companies to disclose the extent to which they have followed the recommendations set by the ASX Corporate Governance Council during the reporting period. The Company has disclosed this information on its website at [www.redmetal.com.au/AboutUs/CorporateGovernance](http://www.redmetal.com.au/AboutUs/CorporateGovernance). The Corporate Governance Statement is current as at 30 June 2025, and has been approved by the Board of Directors.

The Company's website at [www.redmetal.com.au](http://www.redmetal.com.au) contains a corporate governance section that includes copies of the Company's corporate governance policies.


For personal use only

## DECLARATION OF INDEPENDENCE BY JACKSON WHEELER TO THE DIRECTORS OF RED METAL LIMITED

As lead auditor of Red Metal Limited for the year ended 30 June 2025, I declare that, to the best of my knowledge and belief, there have been:

1. No contraventions of the auditor independence requirements of the *Corporations Act 2001* in relation to the audit; and
2. No contraventions of any applicable code of professional conduct in relation to the audit.

This declaration is in respect of Red Metal Limited and the entities it controlled during the period.



**Jackson Wheeler**  
**Director**

**BDO Audit Pty Ltd**  
Perth  
26 September 2025

***Consolidated Statement of Profit or Loss and Other Comprehensive Income for the year ended 30 June 2025***

	Notes	2025 \$	2024 \$
Income from ordinary activities	2	1,781,859	1,826,392
Expenses from ordinary activities			
Employee and consultant expenses		(560,729)	(487,423)
Share based compensation	17	(2,687,670)	(342,588)
Exploration expenditure written off (including employee and consultant expenses)	13	(9,947,245)	(7,678,366)
Depreciation	3	(228,266)	(210,756)
Other expenses from ordinary activities		<u>(773,575)</u>	<u>(985,559)</u>
Loss before related income tax (expense) / benefit		(12,415,626)	(7,878,300)
Income tax (expense) / benefit	5	<u>-</u>	<u>-</u>
Loss for the year from ordinary activities		(12,415,626)	(7,878,300)
Other comprehensive income		<u>-</u>	<u>-</u>
Total comprehensive loss attributable to members of the Company		<u>(12,415,626)</u>	<u>(7,878,300)</u>
Loss for the year is attributable to:			
Non-controlling interest		(4,947,511)	(2,235,774)
Owners of Red Metal Limited		<u>(7,468,115)</u>	<u>(5,642,526)</u>
		<u>(12,415,626)</u>	<u>(7,878,300)</u>
Earnings per share for loss attributable to the owners of Red Metal Limited		<b>Cents</b>	<b>Cents</b>
Basic profit / (loss) per share	6	(2.20)	(2.01)
Diluted profit / (loss) per share	6	<u>(2.20)</u>	<u>(2.01)</u>

The above statement should be read in conjunction with the accompanying notes to the financial statements.

**Consolidated Statement of Financial Position as at 30 June 2025**

	Notes	2025 \$	2024 \$
<b>CURRENT ASSETS</b>			
Cash and cash equivalents	8	7,990,484	12,205,437
Other receivables	9	160,855	378,087
Other	10	145,560	31,786
<b>TOTAL CURRENT ASSETS</b>		<b>8,296,899</b>	<b>12,615,310</b>
<b>NON-CURRENT ASSETS</b>			
Other receivables	9	95,933	97,645
Property, plant and equipment	11	227,652	279,530
Right-of-use assets	12	264,208	436,197
Acquisition, exploration and evaluation expenditure	13	444,123	444,123
<b>TOTAL NON-CURRENT ASSETS</b>		<b>1,031,916</b>	<b>1,257,495</b>
<b>TOTAL ASSETS</b>		<b>9,328,815</b>	<b>13,872,805</b>
<b>CURRENT LIABILITIES</b>			
Trade and other payables	14	812,201	1,365,227
Lease liabilities	15	142,043	165,616
Employee benefits	16	249,746	235,239
<b>TOTAL CURRENT LIABILITIES</b>		<b>1,203,990</b>	<b>1,766,082</b>
<b>NON-CURRENT LIABILITIES</b>			
Lease liabilities	15	130,826	367,697
<b>TOTAL NON-CURRENT LIABILITIES</b>		<b>130,826</b>	<b>367,697</b>
<b>TOTAL LIABILITIES</b>		<b>1,334,816</b>	<b>2,133,779</b>
<b>NET ASSETS</b>		<b>7,993,999</b>	<b>11,739,026</b>
<b>EQUITY</b>			
Issued capital	17	46,621,480	40,628,526
Reserves	18	17,330,778	15,793,633
Accumulated losses	19	(57,519,031)	(50,050,916)
Equity attributable to the owners of Red Metal Limited		6,433,227	6,371,243
Non-controlling interest	20	1,560,772	5,367,783
<b>TOTAL EQUITY</b>		<b>7,993,999</b>	<b>11,739,026</b>

The above statement should be read in conjunction with the accompanying notes to the financial statements.

**Consolidated Statement of Cash Flows for the year ended 30 June 2025**

	Notes	2025 \$	2024 \$
<b>CASH FLOWS FROM OPERATING ACTIVITIES</b>			
Cash payments in the course of operations		(1,709,169)	(1,326,959)
Cash payments for exploration and evaluation		(10,230,641)	(7,886,031)
Project management fees received		449,945	446,346
R&D tax incentive refund		651,710	969,392
Grants received		524,694	250,000
Interest paid		(12,357)	(19,376)
Other income received		1,250	31,590
Interest received		220,940	78,442
NET CASH (USED IN) OPERATING ACTIVITIES	23a	(10,103,628)	(7,456,596)
<b>CASH FLOWS FROM INVESTING ACTIVITIES</b>			
Advances to joint venture		(13,634)	(239,567)
Repayment of advances to joint venture		11,417	237,527
Bonds paid		-	(1,000)
Bonds recovered		-	11,000
Proceeds from sale of plant and equipment		10,000	-
Payments for property, plant and equipment		(14,607)	(15,926)
NET CASH (USED IN) INVESTING ACTIVITIES		(6,824)	(7,966)
<b>CASH FLOWS FROM FINANCING ACTIVITIES</b>			
Repayment of lease liabilities		(87,430)	(75,710)
Proceeds from issue of shares		6,019,412	4,616,280
Costs of issue of shares		(26,458)	(238,752)
Proceeds from issue of shares by controlled entity		1,795	9,067,262
Costs of issue of shares by controlled entity		(11,820)	(346,928)
NET CASH PROVIDED BY FINANCING ACTIVITIES		5,895,499	13,022,152
Net (decrease) increase in cash and cash equivalents held		(4,214,953)	5,557,590
CASH AND CASH EQUIVALENTS AT THE BEGINNING OF THE YEAR		12,205,437	6,647,847
<b>CASH AND CASH EQUIVALENTS AT THE END OF THE YEAR</b>	8	<b>7,990,484</b>	<b>12,205,437</b>

The above statement should be read in conjunction with the accompanying notes to the financial statements.

**Consolidated Statement of Changes in Equity for the year ended 30 June 2025**

	Issued Capital	Accumulated Losses	Reserves	Non- Controlling Interest	Total Equity
	\$	\$	\$	\$	\$
<b>Balance at 1 July 2023</b>	36,352,443	(44,408,390)	11,562,879	2,669,944	6,176,876
Total comprehensive loss	-	(5,642,526)	-	(2,235,774)	(7,878,300)
Transactions with owners in their capacity as owners					
- Shares issued during the year	4,616,280	-	-	-	4,616,280
- Cost of share issue	(340,197)	-	-	-	(340,197)
- Cost of share-based payments	-	-	379,029	-	379,029
Transactions with non-controlling interest	-	-	3,851,725	4,933,613	8,785,338
<b>Balance at 30 June 2024</b>	<b>40,628,526</b>	<b>(50,050,916)</b>	<b>15,793,633</b>	<b>5,367,783</b>	<b>11,739,026</b>
<b>Balance at 1 July 2024</b>	40,628,526	(50,050,916)	15,793,633	5,367,783	11,739,026
Total comprehensive loss	-	(7,468,115)	-	(4,947,511)	(12,415,626)
Transactions with owners in their capacity as owners					
- Shares issued during the year	6,019,412	-	-	-	6,019,412
- Cost of share issue	(26,458)	-	-	-	(26,458)
- Cost of share-based payments	-	-	643,838	-	643,838
Transactions with non-controlling interest	-	-	893,307	1,140,500	2,033,807
<b>Balance at 30 June 2025</b>	<b>46,621,480</b>	<b>(57,519,031)</b>	<b>17,330,778</b>	<b>1,560,772</b>	<b>7,993,999</b>

The above statement should be read in conjunction with the accompanying notes to the financial statements.

## NOTES TO THE FINANCIAL STATEMENTS FOR THE YEAR ENDED 30 JUNE 2025

### 1. STATEMENT OF MATERIAL ACCOUNTING POLICIES

The material accounting policies which have been adopted in the preparation of these financial statements are:

#### (a) Basis of Preparation

These consolidated general-purpose financial statements have been prepared in accordance with the requirements of the Corporations Act 2001 and Australian Accounting Standards and Interpretations and with other requirements of the law.

They have also been prepared on the basis of historical costs and, except where stated, do not take into account changing money values or fair values of non-current assets.

Unless otherwise stated, these accounting policies are consistent with those of the previous year.

The Company is a listed public company, incorporated and operating in Australia. The consolidated financial statements are for the Group consisting of Red Metal Limited and its subsidiaries.

The financial statements were authorised for issue on 26 September 2025. The Company has the power and authority to amend and reissue the financial statements.

Compliance with Australian Accounting Standards ensures that the financial statements comply with International Financial Reporting Standards (IFRS).

#### *Going concern*

The Group has incurred a net loss after tax of \$12,415,626 (2024: \$7,878,300) for the full year and net cash outflows from operating activities of \$10,103,628 (2024: \$7,456,596). The parent entity has incurred a net loss after tax of \$3,603,515 (2024: \$3,329,673) for the full year and net cash outflows from operating activities of \$3,018,120 (2024: \$2,965,550).

The Directors have prepared the Financial Statements on the Going Concern basis having prepared a cash flow forecast for the next 12 months from the date of this report for the Group indicating that the Group's cash balance at 30 June 2025 of \$7,990,484 (2024: \$12,205,437) is sufficient for it to remain cash flow positive and for the parent entity indicating that the parent entity's cash balance at 30 June 2025 of \$4,957,024 (2024: \$2,059,337) is sufficient for it to remain cash flow positive. The parent entity also has a 43.97% equity holding in listed subsidiary Maronan Metals Limited, which could be realised to provide working capital.

#### *Principles of consolidation*

The consolidated financial statements incorporate the assets and liabilities of all subsidiaries of Red Metal Limited ('Company') as at 30 June 2025 and the results of all subsidiaries for the year then ended. Red Metal Limited and its subsidiaries together are referred to in these financial statements as the 'consolidated entity'.

Subsidiaries are all those entities over which the consolidated entity has control. The consolidated entity controls an entity when the consolidated entity is exposed to, or has rights to, variable returns from its involvement with the entity and has the ability to affect those returns through its power to direct the activities of the entity. Subsidiaries are fully consolidated from the date on which control is transferred to the consolidated entity. They are de-consolidated from the date that control ceases.

Intercompany transactions, balances and unrealised gains on transactions between entities in the consolidated entity are eliminated. Unrealised losses are also eliminated unless the transaction provides evidence of the impairment of the asset transferred. Accounting policies of subsidiaries have been changed where necessary to ensure consistency with the policies adopted by the consolidated entity.

**NOTES TO THE FINANCIAL STATEMENTS FOR THE YEAR ENDED 30 JUNE 2025**  
(continued)

---

**1. STATEMENT OF MATERIAL ACCOUNTING POLICIES (continued)**

The acquisition of subsidiaries is accounted for using the acquisition method of accounting. A change in ownership interest, without the loss of control, is accounted for as an equity transaction, where the difference between the consideration transferred and the book value of the share of the non-controlling interest acquired is recognised directly in equity attributable to the parent.

Non-controlling interest in the results and equity of subsidiaries are shown separately in the statement of profit or loss and other comprehensive income, statement of financial position and statement of changes in equity of the consolidated entity.

Losses incurred by the consolidated entity are attributed to the non-controlling interest in full, even if that results in a deficit balance.

Where the consolidated entity loses control over a subsidiary, it derecognises the assets including goodwill, liabilities and non-controlling interest in the subsidiary together with any cumulative translation differences recognised in equity. The consolidated entity recognises the fair value of the consideration received and the fair value of any investment retained together with any gain or loss in profit or loss.

**(b) Adoption of new and revised standards**

In the year ended 30 June 2025, the Company has reviewed all of the new and revised Standards and Interpretations issued by the Australian Accounting Standards Board that are relevant to the Group and effective for the current annual reporting period. There is no material impact of the new and revised Standards and Interpretations on the Group.

The Directors have also reviewed all of the new and revised Standards that have been issued but are not yet effective for the year ended 30 June 2025. As a result of this review the Directors have determined that there is no material impact of the new and revised Standards and Interpretations that have been issued but are not yet effective on the Group and, therefore, no change is necessary to Group accounting policies.

**(c) Income Recognition**

Income is recognised to the extent that it is probable that the economic benefits will flow to the Group and the income is capable of being reliably measured. Income from the rendering of a service is recognised upon the delivery of the service to the customers. Interest income is recognised on a proportional basis taking into account the interest rates applicable to the financial assets. All income is stated net of the amount of goods and services tax (GST).

The consolidated entity recognises revenue as follows:

*Rendering of services*

Income from a contract to provide services is recognised over time as the services are rendered based on either a fixed price or an hourly rate.

*Interest*

Interest income is recognised as interest accrues using the effective interest method. This is a method of calculating the amortised cost of a financial asset and allocating the interest income over the relevant period using the effective interest rate, which is the rate that exactly discounts estimated future cash receipts through the expected life of the financial asset to the net carrying amount of the financial asset.

*Grant income*

Income from Government grants is recognised as Other income in the Profit and Loss Statement only when the conditions of the grant are satisfied.

**NOTES TO THE FINANCIAL STATEMENTS FOR THE YEAR ENDED 30 JUNE 2025**  
**(continued)**

---

**1. STATEMENT OF MATERIAL ACCOUNTING POLICIES (continued)**

*Research and development tax incentive income*

Research and Development Tax incentives are accounted for in line with AASB 120 Government Grants. As costs claimed were recognised in the Profit and Loss Statement, the Research and Development Tax incentive received is recognised as Other income in the Profit and Loss Statement.

**(d) Goods and Services Tax**

Revenues, expenses and assets are recognised net of the amount of GST, except where the amount of GST incurred is not recoverable from the Australian Taxation Office. In these circumstances the GST is recognised as part of the cost of acquisition of the asset or as part of an item of expense. Receivables and payables in the statement of financial position are shown inclusive of GST.

Cash flows are presented in the statement of cash flows on a gross basis, except for the GST component of investing and financing activities, which are disclosed as operating cash flows.

**(e) Taxation**

Deferred income tax is provided for on all temporary differences at balance date between the tax base of assets and liabilities and their carrying amounts for financial reporting purposes. No deferred income tax will be recognised from the initial recognition of an asset or liability, excluding a business combination, where there is no effect on accounting or taxable profit or loss. Deferred tax is calculated at the tax rates that are expected to apply to the period when the asset is realised or liability is settled. Deferred tax is credited to profit or loss except where it relates to items that may be credited directly to equity, in which case the deferred tax is adjusted directly against equity. Deferred income tax assets are recognised to the extent that it is probable that future tax profits will be available against which deductible temporary differences can be utilised.

The amount of benefits brought to account or which may be realised in the future is based on the assumption that no adverse change will occur in income taxation legislation and the anticipation that the Group will derive sufficient future assessable income to enable the benefit to be realised and comply with the conditions for deductibility imposed by the law. The carrying amount of deferred tax assets is reviewed at each balance date and only recognised to the extent that sufficient future assessable income is expected to be obtained.

**(f) Acquisition of Assets**

All assets acquired, including property, plant and equipment and intangibles other than goodwill, are initially recorded at their cost of acquisition, being the fair value of the consideration provided plus incidental costs directly attributable to the acquisition. When equity instruments are issued as consideration, their market price at the date of acquisition is used as fair value. Transaction costs arising on the issue of equity instruments are recognised directly in equity to the extent of proceeds received, otherwise they are expensed.

**(g) Recoverable Amount of Assets and Impairment Testing**

The Group assesses at each reporting date whether any objective indications of impairment are present. Where such an indicator exists, a formal assessment of recoverable amount is then made and where this is in excess of carrying amount, the asset is written down to its recoverable amount. Any resulting impairment loss is recognised immediately in profit or loss.

**NOTES TO THE FINANCIAL STATEMENTS FOR THE YEAR ENDED 30 JUNE 2025**  
**(continued)**

---

**1. STATEMENT OF MATERIAL ACCOUNTING POLICIES (continued)**

**(h) Acquisition, Exploration and Evaluation Expenditure**

Acquisition costs of mining tenements are accumulated in respect of each identifiable area of interest. These costs are only carried forward to the extent that the Group's rights of tenure to that area of interest are current and that the costs are expected to be recouped through the successful development of the area or where activities in the area have not yet reached a stage that permits reasonable assessment of the existence of economically recoverable reserves.

Costs in relation to an abandoned area are written off in full against profit or loss in the year in which the decision to abandon the area is made. Each area of interest is also reviewed annually and acquisition costs written off to the extent that they will not be recoverable in the future. Exploration, evaluation and development costs of mining tenements are written off as incurred.

**(i) Employee Benefits**

Provision is made for the Group's liability for employee benefits arising from services rendered by employees to balance date. Employee benefits that are expected to be settled within one year have been measured at the amounts expected to be paid when the liability is settled, plus related on-costs. Employee benefits payable later than one year have been measured at the present value of the estimated future cash outflows, including related on-costs, to be made for those benefits.

**(j) Parent Entity Financial Information**

The financial information for the parent entity, Red Metal Limited, disclosed in Note 29 has been prepared on the same basis as the consolidated financial statements.

**NOTES TO THE FINANCIAL STATEMENTS FOR THE YEAR ENDED 30 JUNE 2025**

	2025	2024
	\$	\$
<b>2. INCOME FROM ORDINARY ACTIVITIES</b>		
<b>Income from ordinary activities:</b>		
Interest – Other parties	232,271	78,442
Government grants	415,000	359,694
Project management fees	467,536	395,634
R+D tax refund	651,711	966,992
Profit from sale of plant and equipment	14,091	-
Other income	1,250	25,630
Total revenue from ordinary activities	<u>1,781,859</u>	<u>1,826,392</u>
<b>3. LOSS FROM CONTINUING OPERATIONS BEFORE INCOME TAX</b>		
<b>Loss before income tax includes the following specific expenses</b>		
<i>Finance costs</i>		
Interest and finance charges paid/payable on lease liabilities	<u>12,357</u>	<u>20,905</u>
<i>Depreciation</i>		
Property, plant and equipment	76,376	96,661
Right-of-use assets	<u>151,890</u>	<u>114,095</u>
	<u>228,266</u>	<u>210,756</u>
<b>4. AUDITOR'S REMUNERATION</b>		
Audit services - HLB Mann Judd		
- review of the financial statements on the Company	<u>-</u>	<u>16,118</u>
Other services – HLB Mann Judd		
- taxation compliance services	<u>-</u>	<u>8,414</u>
Audit services – BDO Audit Pty Ltd		
- audit of the financial statements on the Company	<u>49,000</u>	<u>29,593</u>
- audit or review of the financial statements on controlled entity	<u>43,000</u>	<u>48,600</u>

In March 2024 BDO Audit Pty Ltd was appointed auditor of the Company following the resignation of HLB Mann Judd. BDO Audit Pty Ltd is also the auditor of Maronan Metals Limited.

**NOTES TO THE FINANCIAL STATEMENTS FOR THE YEAR ENDED 30 JUNE 2025**  
**(continued)**

	2025	2024
	\$	\$
<b>5. INCOME TAX EXPENSE</b>		
The prima facie income tax benefit on the loss before income tax is reconciled to the income tax expense as follows:		
Prima facie income tax benefit calculated at 25% (2024: 25%) on the loss from ordinary activities:	3,103,907	1,969,575
Tax effect amounts which are not (deductible)/taxable in calculating taxable income:		
Equity-based compensation	(671,918)	(85,647)
Other adjusting items	52,759	48,317
Deferred tax asset not brought to account	(2,484,748)	(1,932,245)
Income tax expense	-	-
<b>Unrecognized deferred tax asset arising from income tax losses</b>		
Income tax losses not brought to account at balance date as recovery of tax losses is not considered probable:		
Income tax losses	56,342,555	47,277,773
Potential tax benefit at 25% (2024: 25%)	14,085,639	11,819,443

The benefits will only be obtained if:

- (i) the companies in the Group derive future assessable income of a nature and of an amount sufficient to enable the benefit from the deduction for the losses to be realised;
- (ii) the companies in the Group continue to comply with the conditions for deductibility imposed by the Law; and
- (iii) no changes in tax legislation adversely affect the companies in realising the benefits from the deductions for the losses.

**6. EARNINGS PER SHARE**

*Classification of securities as ordinary shares*

The Company has only one category of ordinary shares included in basic earnings per share.

*Classification of securities as potential ordinary shares – share options outstanding*

The Company has granted share options in respect of a total of 64,117,695 ordinary shares. Options are considered to be potential ordinary shares. For the year ended 30 June 2025, as the Company was in a loss position, the options are anti-dilutive in nature, as their exercise would not result in a diluted earnings per share that shows an inferior view of earnings performance of the Company than is shown by basic earnings per share. The options have not been included in the determination of basic earnings per share in 2025.

Earnings reconciliation		
Loss for the year	(12,415,626)	(7,878,300)
Non-controlling interest	4,947,511	2,235,774
Loss attributable to the owners of Red Metal Limited	<u>(7,468,115)</u>	<u>(5,642,526)</u>
	Number	Number
Weighted average number of shares used as the denominator	<u>339,430,359</u>	<u>280,221,672</u>

**7. SEGMENT INFORMATION**

During the period the Group operated predominantly in the mining industry in Australia.

**NOTES TO THE FINANCIAL STATEMENTS FOR THE YEAR ENDED 30 JUNE 2025**  
(continued)

	2025	2024
	\$	\$
<b>8. CASH AND CASH EQUIVALENTS</b>		
Cash at bank and on hand	7,990,484	12,205,437
<b>9. OTHER RECEIVABLES</b>		
<b>Current</b>		
Other debtors	160,855	378,087
<b>Non-Current</b>		
Sundry deposits	95,933	97,645
Other debtor amounts relate primarily to GST receivable and advances pursuant to the Alliance JV Agreement (2024: Government grants receivable, GST receivable and advances pursuant to the Alliance JV Agreement). Interest is not charged in respect of these amounts. Collateral is not obtained and the amounts have repayment terms between 30 and 90 days. No amounts are in arrears.		
<b>10. OTHER ASSETS</b>		
<b>Current</b>		
Prepayments	145,560	31,786
<b>11. PROPERTY, PLANT AND EQUIPMENT</b>		
<i>Property, plant and equipment</i>		
At cost	559,661	564,163
Less accumulated depreciation	(332,009)	(284,633)
	227,652	279,530
<b>Reconciliation</b>		
<i>Property, plant and equipment</i>		
Carrying amount at the beginning of the year	279,530	358,331
Additions	24,498	15,925
Disposals / Transfers	-	1,935
Depreciation	(76,376)	(96,661)
Carrying amount at the end of the year	227,652	279,530
<b>12. RIGHT-OF-USE ASSETS</b>		
Buildings – right-of-use	688,475	735,194
Less accumulated depreciation	(424,267)	(298,997)
	264,208	436,197
<b>Reconciliation</b>		
<i>Buildings</i>		
Carrying amount at the beginning of the year	436,197	501,480
Additions	103,145	101,245
Depreciation	(151,890)	(114,095)
Lease extension / completion	(123,244)	(52,433)
Carrying amount at the end of the year	264,208	436,197

The consolidated entity leases its head office under an agreement of three years.

For personal use only

**NOTES TO THE FINANCIAL STATEMENTS FOR THE YEAR ENDED 30 JUNE 2025**  
(continued)

	2025	2024
	\$	\$
<b>13. ACQUISITION, EXPLORATION AND EVALUATION EXPENDITURE</b>		
Costs carried forward in respect of areas of interest in exploration and/or evaluation phase:		
Balance at beginning of year	444,123	444,123
Acquisition and exploration costs incurred	9,947,245	7,678,366
Costs written-off	<u>(9,947,245)</u>	<u>(7,678,366)</u>
Total acquisition, exploration and evaluation expenditure	<u>444,123</u>	<u>444,123</u>

The ultimate recoupment of costs carried forward for acquisition, exploration and evaluation expenditure is dependent on the successful development and commercial exploitation or sale of the respective areas.

In January 2019 the Company entered into a multi-project option and joint venture agreement (Alliance JV Agreement) with OZ Minerals Limited (acquired in May 2023 by BHP Group Limited, "BHP"). The Alliance JV Agreement provides BHP with an option to fund a series of mutually agreed, proof-of-concept work programs on specified Red Metal projects.

Alliance exploration activities are conducted by and expenditure incurred in the name of Red Metal as the project manager, and funded directly by BHP. Alliance exploration expenditure of \$312,340 (2024: \$680,722) is netted off against the immediate funding of such expenditure by BHP. Acquisition and exploration costs incurred (and cash outflows) reflect the net nil expenditure and cashflows by the Company as the project manager of the Alliance JV Agreement with BHP.

**14. TRADE AND OTHER PAYABLES**

**Current**

Creditors and accruals	<u>812,201</u>	<u>1,365,227</u>
------------------------	----------------	------------------

**15. LEASE LIABILITIES**

Current	142,043	165,616
Non-Current	<u>130,826</u>	<u>367,697</u>
	<u>272,869</u>	<u>533,313</u>

**Reconciliation**

At beginning of the year	533,313	568,092
Lease extension	(125,366)	100,100
Repayments	<u>(135,078)</u>	<u>(134,879)</u>
At end of the year	<u>272,869</u>	<u>533,313</u>

**16. EMPLOYEE BENEFITS**

**Current**

Annual leave	168,508	135,474
Long service leave	<u>81,238</u>	<u>99,765</u>
	<u>249,746</u>	<u>235,239</u>

For personal use only

**NOTES TO THE FINANCIAL STATEMENTS FOR THE YEAR ENDED 30 JUNE 2025**  
**(continued)**

	2025	2024
	\$	\$
<b>17. ISSUED CAPITAL</b>		
<i>Issued and paid-up share capital</i>		
359,658,006 (2024: 299,508,685) ordinary shares, fully paid	46,621,480	40,628,526
<b>(a) Ordinary shares</b>		
Shares issued:		
Balance at the beginning of the year	40,628,526	36,352,443
Issued for cash – share purchase plan	6,000,000	4,482,186
Issued for cash – exercise of options	19,412	134,095
Share issue costs	(26,458)	(340,198)
Balance at the end of the year	46,621,480	40,628,526

Holders of ordinary shares are entitled to receive dividends as declared from time to time and are entitled to one vote per share at shareholders' meetings. In the event of winding up of the Company ordinary shareholders rank after creditors and are fully entitled to any proceeds of liquidation.

**(b) Share Options**

Expiry Date / Notes	Exercise Price	Balance 1 July 2024 No.	Options Issued No.	Options Expired No.	Options Exercised No.	Balance 30 June 2025 No.
30 November 2024 (i)	\$0.13	8,250,000	-	(8,250,000)	-	-
28 July 2025	\$0.11	2,475,000	-	-	-	2,475,000
28 November 2025	\$0.09	4,600,000	-	-	-	4,600,000
18 November 2026	\$0.10	10,350,000	-	-	-	10,350,000
25 October 2025	\$0.13	31,642,016	-	-	(149,321)	31,492,695
10 November 2027 (ii)	\$0.14	-	15,200,000	-	-	15,200,000
<b>Total</b>		57,317,016	15,200,000	(8,250,000)	(149,321)	64,117,695

## Notes

- (i) Incentive options issued in November 2021 expired during the year.
- (ii) Incentive options issued to directors and technical and administration staff in November 2024 for \$Nil consideration vest in two equal tranches commencing from November 2024 and November 2025 (refer Note 18).

None of the options have any voting rights, any entitlement to dividends or any entitlement to the proceeds of liquidation in the event of a winding up.

*Director Options*

In November 2024 the Company issued 10,000,000 Options to the Directors. A total of 5,000,000 of these options vested immediately on issue, with the remaining 5,000,000 options vesting 12 months from the date of issue. All of these options are convertible into fully paid ordinary shares. The Company has valued these options using the Black-Scholes option pricing model and an amount of \$380,460 has been recognised as an expense in the Statement of Profit or Loss and Other Comprehensive Income. Key inputs used in the calculation of this amount are set out below.

*Employee Options*

In November 2024 the Company issued 5,200,000 Options to employees. A total of 2,600,000 of these options vested immediately on issue, with the remaining 2,600,000 options vesting 12 months from the date of issue. All of these options are convertible into fully paid ordinary shares. The Company has valued these options using the Black-Scholes option pricing model and an amount of \$179,381 has been recognised as an expense in the Statement of Profit or Loss and Other Comprehensive Income. Key inputs used in the calculation of this amount are set out below.

**NOTES TO THE FINANCIAL STATEMENTS FOR THE YEAR ENDED 30 JUNE 2025**  
**(continued)**

**17. ISSUED CAPITAL (continued)**

During the period Maronan Metals Limited issued 16,200,000 options to staff (6,200,000 options) and directors (10,000,000 options) and incurred equity based compensation totalling \$2,043,832 (Note 18). Included within the options issued to directors were 4,000,000 options to Mr Robert Rutherford.

**Key inputs**

Variable	Company		Maronan Metals Limited	
	Director Options	Employee Options	Director Options	Staff Options
Grant date	11 November 2024	20 November 2024	11 November 2024	5 August 2024
Exercise price	\$0.14	\$0.14	\$0.275	\$0.30
Underlying share price	\$0.11	\$0.105	\$0.24	\$0.22
Risk Free Rate	4.10%	4.08%	4.10%	3.55%
Volatility	70%	70%	88.5%	90%
Option Life	3 years	3 years	3 years	3 years
Expected dividends	Nil	Nil	Nil	Nil
Fair value per option	4.66 cents	4.29 cents	13.31 cents	11.47 cents

Total share based compensation recognised as an expense in the Statement of Profit or Loss and Other Comprehensive Income of \$2,687,670 comprises:

- (i) an amount of \$643,838 in respect of the vesting of options issued in current and prior periods by the Company; and
- (ii) an amount of \$2,043,832 in respect of the vesting of options issued in current period by Maronan Metals Limited.

*Capital risk management*

The Group's objectives when managing capital is to safeguard its ability to continue as a going concern, so that it can provide returns for shareholders and benefits for other stakeholders and to maintain an optimum capital structure to reduce the cost of capital.

Capital is regarded as total equity, as recognised in the statement of financial position, plus net debt. Net debt is calculated as total borrowings less cash and cash equivalents. As the Group is at the exploration phase it is expected to incur operating losses or small operating profits. The Group issues new shares to raise capital when required to fund its ongoing exploration programs and working capital.

**NOTES TO THE FINANCIAL STATEMENTS FOR THE YEAR ENDED 30 JUNE 2025**  
(continued)

	2025	2024
	\$	\$
<b>18. RESERVES</b>		
Option Reserve	4,262,910	3,619,072
Transactions with Non-Controlling Interest Reserve	13,067,868	12,174,561
	<u>17,330,778</u>	<u>15,793,633</u>
<i>Option Reserve</i>		
Balance at the beginning of the year	3,619,072	3,240,043
Incentive options to directors and staff (refer Note 17(b))	643,838	277,584
Broker options	-	101,445
Balance at the end of the year	<u>4,262,910</u>	<u>3,619,072</u>

The Option Reserve is used to recognize the value of incentive options issued to directors and staff as part of their total remuneration.

*Transactions with Non-Controlling Interest Reserve*

Balance at the beginning of the year	12,174,561	8,322,836
Share issues by controlled entity	789	3,835,203
Equity-based compensation	898,673	32,502
Other items	(6,155)	(15,980)
Balance at the end of the year	<u>13,067,868</u>	<u>12,174,561</u>

The Transactions with Non-Controlling Interest Reserve recognizes the Group's share of equity related transactions in a controlled entity. During the year Maronan Metals Limited (i) issued 16,200,000 options to staff and directors and incurred equity based compensation totalling \$2,043,832 (June 2024: \$65,004), and (ii) issued shares upon exercise of options totalling \$1,795 (2024: \$8,720,333) - refer notes 20, 24 and 27

**19. ACCUMULATED LOSSES**

Accumulated losses at the beginning of the financial year	50,050,916	44,408,390
Loss for the year	7,468,115	5,642,526
Accumulated losses at the end of the financial year	<u>57,519,031</u>	<u>50,050,916</u>

**20. EQUITY – NON-CONTROLLING INTEREST**

Issued capital	22,515,537	22,525,562
Reserves	(8,734,726)	(9,885,251)
Accumulated losses	<u>(12,220,039)</u>	<u>(7,272,528)</u>
	<u>1,560,772</u>	<u>5,367,783</u>

The non-controlling interest has a 56.03% (2024: 56.02%) equity holding in Maronan Metals Limited – refer notes 24 and 27.

**NOTES TO THE FINANCIAL STATEMENTS FOR THE YEAR ENDED 30 JUNE 2025**  
**(continued)**

## 21. FINANCIAL INSTRUMENTS

### Overview

The Group has exposure to the following risks from use of financial instruments:

- credit risk
- liquidity risk
- market risk

This note presents information about the Group's exposure to each of the above risks, their objectives, policies and processes for measuring and managing risk, and the management of capital.

The Board of Directors has overall responsibility for the establishment and oversight of the risk management framework. Management monitors and manages the financial risks relating to the operations of the Company through regular reviews of the risks.

#### (a) Credit risk exposures

Credit risk is the risk of financial loss to the Group if a counterparty to a financial instrument fails to meet its contractual obligations. The credit risk on liquid funds is limited because the counterparties are banks with high credit ratings assigned by international credit rating agencies.

The credit risk on financial assets of the Group which have been recognised on the statement of financial position is the carrying amount. As the Group operates in the mining exploration sector, it does not have trade receivables and therefore is not exposed to credit risk in relation to trade receivables. The Group undertakes exploration and evaluation activities exclusively in Australia. At the statement of financial position date there were no significant concentrations of credit risk.

The carrying amount of the Group's financial assets represents the maximum credit exposure. The Group's maximum exposure to credit risk at the reporting date was:

	2025	2024
Financial Assets	\$	\$
Cash and cash equivalents	7,990,484	12,205,437
Other receivables	160,855	378,087
Other	145,560	31,786
	<u>8,296,899</u>	<u>12,615,310</u>

None of the receivables were overdue at balance date.

**NOTES TO THE FINANCIAL STATEMENTS FOR THE YEAR ENDED 30 JUNE 2025**  
**(continued)**

**21. FINANCIAL INSTRUMENTS (continued)**

**(b) Liquidity risk**

Liquidity risk is the risk that the Group will not be able to meet its financial obligations as they fall due. The Group's approach to managing liquidity is to ensure, as far as possible, that it will always have sufficient liquidity to meet its liabilities when due, under both normal and stressed conditions, without incurring unacceptable losses or risking damage to the Group's reputation.

Financial liabilities	Total	Less than one year	Greater than one year	Maturity details
	\$	\$	\$	
Creditors and accruals	812,201	812,201	-	Usually payable within 30 days

The Group manages liquidity risk by maintaining adequate reserves by continuously monitoring forecast and actual cash flows.

If the Group anticipates a need to raise additional capital in the next 12 months to meet forecasted operational activities, then the decision on how the Group will raise future capital will depend on market conditions existing at that time.

**(c) Market Risk**

Market risk is the risk that changes in market prices, such as foreign exchange rates, interest rates and equity prices, will affect the Group's income or the value of its holdings of financial instruments. The objective of market risk management is to manage and control market risk exposures within acceptable parameters, while optimising the return.

*(i) Currency Risk*

The Group is currently not exposed to currency risk.

*(ii) Interest rate risk*

The Group's exposure to the risk of changes in market interest rate relates primarily to the Group's cash and cash equivalents (current interest rate between nil% and 4.16%). The Group leases office premises in Sydney (current interest rate nil%) – refer note 15 for further information.

At the reporting date the interest rate profile of the Group's interest-bearing financial instruments was as follows:

	2025	2024
	\$	\$
<i>Fixed rate Instruments</i>		
Financial assets	-	-
Financial liabilities	(272,869)	(533,313)
	<u>(272,869)</u>	<u>(533,313)</u>
<i>Variable rate Instruments</i>		
Financial assets	7,990,484	12,205,437
Financial liabilities	-	-
	<u>7,990,484</u>	<u>12,205,437</u>

*Cash flow sensitivity analysis for variable rate instruments*

The impact of a 1% movement in the interest rate on the funds invested when all other variables are held constant is immaterial.

*(iii) Net fair values*

For assets and other liabilities, the carrying value approximates their net fair value since the interest receivable/payable is either close to current market rates or the instruments are short-term in nature. No financial assets and financial liabilities are readily traded on organised markets in standardised form. The Group has no financial assets where carrying amount exceeds net fair values at balance date.

The aggregate net fair values and carrying amounts of financial assets and financial liabilities are disclosed in the statement of financial position and in the notes to and forming part of the financial statements.

**NOTES TO THE FINANCIAL STATEMENTS FOR THE YEAR ENDED 30 JUNE 2025**  
(continued)

## 22. COMMITMENTS

### (a) Mineral exploration commitments

The Group holds exploration tenements in various Australian States. In order to maintain current rights of tenure to exploration tenements, the Group is required to comply with tenement obligations (including performing exploration work) specified by State Governments. Tenement obligations differ between States, with some States requiring strict compliance with annual exploration expenditure commitments, other States allowing flexibility if exploration expenditure commitments are not achieved, and other States setting activities-based work programs which are assessed over the life of the tenement (ie no set annual expenditure amount). Certain States also allow for the variation of tenement obligations. If tenement obligations are not met it may result in the tenement right of tenure being removed or the tenement area being reduced.

The commitments detailed below are an estimate of annual expenditure required to meet tenement obligations over the tenure period. Certain of these obligations are subject to renegotiation when application for renewed tenure is made. The commitments exceed planned exploration costs. The Group intends to comply with the required commitments over the tenure period on those tenements considered to be the most prospective and plans to relinquish or reduce the area (and thereby the expenditure commitment) of lower priority tenements. Any such relinquishment will have no effect on amounts capitalised included in note 13 as the Group has planned to undertake exploration work on the tenements to which these amounts relate. The Group has not recognised commitments pertaining to tenements which BHP are committed to fund under the Alliance JV Agreement. These obligations are not provided for in the financial report and are payable:

	2025	2024
	\$	\$
Within one year	8,550,000	7,540,000
One year or later and no later than five years	11,260,000	11,410,000
	<u>19,810,000</u>	<u>18,950,000</u>

## 23. NOTES TO THE STATEMENT OF CASH FLOWS

### (a) Reconciliation of loss from ordinary activities after income tax to net cash used in operating activities

Loss from ordinary activities after income tax	(12,415,626)	(7,878,300)
Add/(less) non-cash items:		
Depreciation	228,266	210,756
Profit on sale of plant and equipment	(14,091)	-
Lease extension	(103,365)	-
Share-based payments	2,687,670	342,588
Net cash (used in) / provided by operating activities before change in assets and liabilities	<u>(9,617,146)</u>	<u>(7,324,956)</u>
Change in assets and liabilities		
Decrease in debtors	231,823	21,377
(Increase) / decrease in prepayments	(113,774)	18,310
(Decrease) in payables	(604,531)	(171,327)
Net cash used in operating activities	<u>(10,103,628)</u>	<u>(7,456,596)</u>

**NOTES TO THE FINANCIAL STATEMENTS FOR THE YEAR ENDED 30 JUNE 2025**  
(continued)

**24. INTEREST IN SUBSIDIARIES**

The consolidated financial statements include the financial statements of Red Metal Limited and the subsidiaries listed in the following table. Red Metal Limited is the ultimate Australian parent entity and ultimate parent of the Group.

Entity	Country / Date of incorporation	Equity holding	Equity holding	Class of Shares
		2025 %	2024 %	
Maronan Metals Limited	Australia / March 2012	43.97	43.98	Ord
Sybella Minerals Pty Ltd	Australia / August 2022	100	100	Ord

Balances and transactions between the Company and its subsidiaries, which are related parties of the Company, have been eliminated on consolidation.

The Company completed the partial spin-out and initial public offering of its wholly owned subsidiary Maronan Metals Limited (“MMA”) in April 2022. MMA holds the Maronan lead-silver copper-gold project. During the year the Company’s interest in MMA was reduced to 43.97% as a result of the conversion of options for cash by MMA shareholders.

The following table sets out the summarised financial information for MMA, being a subsidiary that has a non-controlling interest (NCI). Amounts are disclosed before intercompany eliminations.

Summarised statement of financial position	2025	2024
	\$	\$
Current assets	3,258,927	10,319,800
Non-current assets	5,795,266	5,867,401
Total assets	<u>9,054,193</u>	<u>16,187,201</u>
Current liabilities	687,911	980,615
Non-current liabilities	-	44,000
Total liabilities	<u>687,911</u>	<u>1,024,615</u>
Net assets	<u>8,366,282</u>	<u>15,162,586</u>
Loss for the year	(8,830,111)	(4,543,321)
Accumulated NCI	<u>1,560,772</u>	<u>5,367,783</u>

There are no arrangements in place permitting the parent entity to transfer cash or other assets from MMA.

**NOTES TO THE FINANCIAL STATEMENTS FOR THE YEAR ENDED 30 JUNE 2025**  
(continued)

**25. DIRECTORS AND EXECUTIVES DISCLOSURES AND RELATED PARTY TRANSACTIONS**

**(a) Details of key management personnel**

*Directors*

Russell Barwick (Chairman)

Robert Rutherford (Managing Director)

Joshua Pitt (Non-Executive Director)

There are no other persons within the Company who are classified as key management personnel.

**(b) Key management personnel compensation**

The key management personnel compensation included in “Employee and Consultant Expenses” and “Exploration Expenditure” is as follows:

	2025	2024
	\$	\$
Short-term employee benefits	367,049	367,632
Share-based payments	959,710	168,732
Post-employment benefits	34,951	34,592
	<u>1,361,710</u>	<u>570,956</u>

Information regarding individual directors’ compensation is provided in the Remuneration Report on pages 19 to 23.

**(c) Other transactions with the Group**

No director has entered into a material contract (apart from employment) with the Company since 1 July 2024 and there were no other material contracts involving directors’ interests existing at year end.

**(d) Related party transactions**

During the year the Company issued 10,000,000 options to the Directors and Maronan Metals Limited issued 4,000,000 options to Mr Robert Rutherford (refer to note 17(b)).

In October 2024 the Company raised \$6 million pursuant to a share purchase plan (SPP). The SPP entitled eligible shareholders to purchase shares in the capital of the Company at an issue price of \$0.10 per share. The number of additional shares in the Company acquired by key management personnel (and their related parties) pursuant to the SPP is as follows:

<b>Director</b>	<b>Number of shares acquired</b>
Russell Barwick	300,000
Robert Rutherford	1,000,000
Joshua Pitt	1,200,000

In April 2022 the Company completed the partial spin-out and initial public offering of its wholly owned subsidiary Maronan Metals Limited (“MMA”). In May 2024 MMA offered shareholders the right to acquire further MMA shares pursuant to a Share Purchase Plan (“SPP”).

**NOTES TO THE FINANCIAL STATEMENTS FOR THE YEAR ENDED 30 JUNE 2025**  
(continued)

**25. DIRECTORS AND EXECUTIVES DISCLOSURES AND RELATED PARTY TRANSACTIONS**  
(continued)

The number of MMA shares and options held by key management personnel (and their related parties) at 30 June 2024 and at 30 June 2025, and securities acquired or expired during the year, is as follows:

Name	30 June 2024	Acquired during the year	Expired during the year	30 June 2025
	Number	Number	Number	Number
Specified Directors				
Russell Barwick				
- Shares	-	-	-	-
- Options	585,465	-	(585,465)	-
Robert Rutherford				
- Shares	200,000	-	-	200,000
- Options (i)	5,519,040	4,000,000	(5,519,040)	4,000,000
Joshua Pitt				
- Shares	5,302,300	12,035,623	-	17,337,923
- Options	3,729,841	-	(3,729,841)	-

(i) Refer note 17(b) for details of options issued by MMA to Robert Rutherford.

**26. SUBSEQUENT EVENTS**

In September 2025 a total of 722,023 options exercisable at 13 cents each and expiring on 25 October 2025 were exercised for a total of \$93,863.

Other than the above there has not arisen in the interval between the end of the financial year and the date of this report any item, transaction or event of a material and unusual nature likely, in the opinion of the directors of the Company, to significantly affect the operations of the Group, the results of those operations or the state of affairs of the Group in future financial years.

**27. CRITICAL ACCOUNTING JUDGEMENTS**

The application of accounting policies requires the use of judgements, estimates and assumptions about carrying values of assets and liabilities that are not readily apparent from other sources. The estimates and associated assumptions are based on historical experience and other factors that are considered to be relevant. Actual results may differ from these estimates.

*Exploration expenditure*

The Board of Directors determines when an area of interest should be abandoned. When a decision is made that an area of interest is not commercially viable, all costs that have been capitalised in respect of that area of interest are written off. The Directors' decision is made after considering the likelihood of finding commercially viable reserves.

*Share-based payment transactions*

The Group measures the cost of equity-settled transactions with employees and consultants by reference to the fair value of the equity instruments at the date at which they are granted. The fair value of options is determined using a Black-Scholes-Merton model, using various assumptions.

*Controlling interest in Maronan Metals Limited*

The Board of Directors considers that on the basis that at 30 June 2025 the Group has a 43.97% equity holding in MMA, the only other MMA substantial shareholder holds 8.61% and there are no arrangements for other MMA shareholders to act collectively, the Group has a controlling interest in MMA.

**NOTES TO THE FINANCIAL STATEMENTS FOR THE YEAR ENDED 30 JUNE 2025**  
**(continued)**

**28. CONTINGENT LIABILITY**

During the year, a fire occurred on a tenement covered by the Sybella Project. The fire affected several pastoral stations. The Company has reported the incident to its insurer, who confirmed that it will indemnify the Company in respect of known claims in respect of the incident, subject to all terms, conditions, limitations and exclusions of the insurance policy. At the reporting date, any potential liability to the Company remains uncertain and is still under assessment.

**29. PARENT ENTITY DISCLOSURES**

**(a) Summary financial information**

Financial Position	2025 \$	2024 \$
Assets		
Current assets	5,037,972	2,295,510
Non-current assets	8,053,962	8,212,718
Total assets	13,091,934	10,508,228
Liabilities		
Current liabilities	534,477	791,177
Non-current liabilities	130,826	323,697
Total liabilities	665,303	1,114,874
Net assets	12,426,631	9,393,354
Equity		
Issued capital	46,621,480	40,628,526
Reserves	4,262,910	3,619,072
Accumulated losses	(38,457,759)	(34,854,244)
Total equity	12,426,631	9,393,354
Financial performance		
Profit / (Loss) for the year after income tax	(3,603,515)	(3,329,673)
Other comprehensive income / (loss)	-	-
Total comprehensive profit / (loss)	(3,603,515)	(3,329,673)

**(b) Guarantees entered into by the parent entity in relation to the debts of its subsidiaries**

Red Metal Limited has not entered into any guarantees in relation to the debts of its subsidiaries.

**(c) Contingent liabilities**

Other than as noted in note 28, the parent entity did not have any contingent liabilities as at 30 June 2025 and 30 June 2024.

**(d) Capital commitments – Property, plant and equipment**

The parent entity had no capital commitments for property, plant and equipment as at 30 June 2025 and 30 June 2024.

**(e) Material accounting policy information**

The accounting policies of the parent entity are consistent with those of the consolidated entity, as disclosed in note 1, except that investments in subsidiaries are accounted for at cost, less any impairment, in the parent entity.

## **CONSOLIDATED ENTITY DISCLOSURE STATEMENT AS AT 30 JUNE 2025**

### **Basis of Preparation**

This Consolidated Entity Disclosure Statement (CEDS) has been prepared in accordance with the *Corporations Act 2001*. It includes certain information for each entity that was part of the consolidated entity at the end of the financial year.

### **Determination of Tax Residency**

Section 295 (3A) of the Corporation Acts 2001 defines tax residency as having the meaning in the Income Tax Assessment Act 1997. The determination of tax residency involves judgment as there are currently several different interpretations that could be adopted, and which could give rise to a different conclusion on residency.

In determining tax residency, the consolidated entity has applied the following interpretations:

#### *Australian tax residency*

The consolidated entity has applied current legislation and judicial precedent, including having regard to the Tax Commissioner's public guidance in Tax Ruling TR 2018/5.

#### *Foreign tax residency*

Where necessary, the consolidated entity has used independent tax advisers in foreign jurisdictions to assist in determining tax residency and ensure compliance with applicable foreign tax legislation.

#### *Partnerships and Trusts*

Australian tax law does not contain specific residency tests for partnerships and trusts. Generally, these entities are taxed on a flow-through basis, so there is no need for a general residence test. Some provisions treat trusts as residents for certain purposes, but this does not mean the trust itself is an entity that is subject to tax.

### **Details of entities within the consolidated group**

<b>Name of Entity</b>	<b>Type of Entity</b>	<b>Trustee, partner or participant in joint venture</b>	<b>Country of incorporation</b>	<b>% of share capital held</b>	<b>Australian resident</b>	<b>Foreign jurisdiction(s) in which the entity is a resident for tax purposes (according to the law of the foreign jurisdiction)</b>
Red Metal Limited	Body Corporate	n/a	Australia	n/a	Yes	n/a
Maronan Metals Limited	Body Corporate	n/a	Australia	43.97	Yes	n/a
Sybella Minerals Pty Ltd	Body Corporate	n/a	Australia	100	Yes	n/a

## ***DIRECTORS' DECLARATION***


In the opinion of the directors of Red Metal Limited (“the Company”):

- (a) the financial statements and notes set out on pages 30 to 51 are in accordance with the Corporations Act 2001, including:
  - (i) giving a true and fair view of the financial position of the consolidated entity as at 30 June 2025 and of its performance for the year ended on that date; and
  - (ii) complying with Australian Accounting Standards, the Corporations Regulations 2001 and other mandatory professional reporting requirements;
- (b) there are reasonable grounds to believe that the Company will be able to pay its debts as and when they become due and payable;
- (c) the remuneration report in the directors' report complies with the disclosure requirements of Section 300A of the Corporations Act 2001; and
- (d) the information disclosed in the attached consolidated entity disclosure statement is true and correct.

The notes to the financial statements include a statement of compliance with International Financial Reporting Standards.

The directors have been given the declarations required by Section 295A of the Corporations Act 2001 from the chief executive officer and chief financial officer for the financial year ended 30 June 2025.

Signed in accordance with a resolution of the directors.



Robert Rutherford  
Managing Director  
Dated at Sydney this 26<sup>th</sup> day of September 2025

## INDEPENDENT AUDITOR'S REPORT

To the members of Red Metal Limited

### Report on the Audit of the Financial Report

#### Opinion

We have audited the financial report of Red Metal Limited (the Company) and its subsidiaries (the Group), which comprises the consolidated statement of financial position as at 30 June 2025, the consolidated statement of profit or loss and other comprehensive income, the consolidated statement of changes in equity and the consolidated statement of cash flows for the year then ended, and notes to the financial report, including material accounting policy information, the consolidated entity disclosure statement and the directors' declaration.

In our opinion the accompanying financial report of the Group, is in accordance with the *Corporations Act 2001*, including:

- (i) Giving a true and fair view of the Group's financial position as at 30 June 2025 and of its financial performance for the year ended on that date; and
- (ii) Complying with Australian Accounting Standards and the *Corporations Regulations 2001*.

#### Basis for opinion

We conducted our audit in accordance with Australian Auditing Standards. Our responsibilities under those standards are further described in the *Auditor's responsibilities for the audit of the Financial Report* section of our report. We are independent of the Group in accordance with the *Corporations Act 2001* and the ethical requirements of the Accounting Professional and Ethical Standards Board's *APES 110 Code of Ethics for Professional Accountants (including Independence Standards)* (the Code) that are relevant to our audit of the financial report in Australia. We have also fulfilled our other ethical responsibilities in accordance with the Code.

We confirm that the independence declaration required by the *Corporations Act 2001*, which has been given to the directors of the Company, would be in the same terms if given to the directors as at the time of this auditor's report.

We believe that the audit evidence we have obtained is sufficient and appropriate to provide a basis for our opinion.

#### Key audit matters

Key audit matters are those matters that, in our professional judgement, were of most significance in our audit of the financial report of the current period. These matters were addressed in the context of our audit of the financial report as a whole, and in forming our opinion thereon, and we do not provide a separate opinion on these matters.

## Control of Maronan Metals Limited

Key audit matter	How the matter was addressed in our audit
<p>As disclosed in note 24 and note 27 of the financial statements the Company has assessed that while it has less than 50% of shares on issue, it controls Maronan Metals Limited ('Maronan'). As a result, the Company consolidates the financial position, performance and cash flows of Maronan. During the year the company's shareholding in Maronan decreased from 43.98% to 43.97% following Maronan's completion of a capital raising through the exercise of unlisted Maronan options.</p> <p>Given the significant judgement involved in the assessment of control and the impact on the Company's financial statements of the outcome of this assessment this is considered a key audit matter.</p>	<p>Our procedures included, but were not limited to the following:</p> <ul style="list-style-type: none"> <li>• Obtaining management's position papers outlining the assessment that Red Metal retains control of Maronan in accordance with AASB 10 requirements;</li> <li>• Holding discussions with management to understand the relationship between Red metal and Maronan;</li> <li>• Obtaining support for relevant factors such as share register of Maronan Metals, historical shareholding voting at meetings of shareholder and board composition;</li> <li>• Reviewing board meetings to consider if this indicates active discussion of Maronan strategy and ability to direct relevant activities; and</li> <li>• Assessing the adequacy of the financial report disclosures, including judgements and estimates.</li> </ul>

### Other information

The directors are responsible for the other information. The other information comprises the information in the Group's annual report for the year ended 30 June 2025, but does not include the financial report and the auditor's report thereon.

Our opinion on the financial report does not cover the other information and we do not express any form of assurance conclusion thereon.

In connection with our audit of the financial report, our responsibility is to read the other information and, in doing so, consider whether the other information is materially inconsistent with the financial report or our knowledge obtained in the audit or otherwise appears to be materially misstated.

If, based on the work we have performed, we conclude that there is a material misstatement of this other information, we are required to report that fact. We have nothing to report in this regard.

## **Responsibilities of the directors for the Financial Report**

The directors of the Company are responsible for the preparation of:

- a) the financial report that gives a true and fair view in accordance with Australian Accounting Standards and the Corporations Act 2001 and
- b) the consolidated entity disclosure statement that is true and correct in accordance with the Corporations Act 2001, and

for such internal control as the directors determine is necessary to enable the preparation of:

- i) the financial report that gives a true and fair view and is free from material misstatement, whether due to fraud or error; and
- ii) the consolidated entity disclosure statement that is true and correct and is free of misstatement, whether due to fraud or error.

In preparing the financial report, the directors are responsible for assessing the ability of the group to continue as a going concern, disclosing, as applicable, matters related to going concern and using the going concern basis of accounting unless the directors either intend to liquidate the Group or to cease operations, or has no realistic alternative but to do so.

## **Auditor's responsibilities for the audit of the Financial Report**

Our objectives are to obtain reasonable assurance about whether the financial report as a whole is free from material misstatement, whether due to fraud or error, and to issue an auditor's report that includes our opinion. Reasonable assurance is a high level of assurance, but is not a guarantee that an audit conducted in accordance with the Australian Auditing Standards will always detect a material misstatement when it exists. Misstatements can arise from fraud or error and are considered material if, individually or in the aggregate, they could reasonably be expected to influence the economic decisions of users taken on the basis of this financial report.

A further description of our responsibilities for the audit of the financial report is located at the Auditing and Assurance Standards Board website (<http://www.auasb.gov.au/Home.aspx>) at:

[https://www.auasb.gov.au/media/bwvjcgre/ar1\\_2024.pdf](https://www.auasb.gov.au/media/bwvjcgre/ar1_2024.pdf)

This description forms part of our auditor's report.

## **Report on the Remuneration Report**

### **Opinion on the Remuneration Report**

We have audited the Remuneration Report included in pages 19 to 23 of the directors' report for the year ended 30 June 2025.

In our opinion, the Remuneration Report of Red Metal Limited, for the year ended 30 June 2025, complies with section 300A of the *Corporations Act 2001*.



### Responsibilities

The directors of the Company are responsible for the preparation and presentation of the Remuneration Report in accordance with section 300A of the *Corporations Act 2001*. Our responsibility is to express an opinion on the Remuneration Report, based on our audit conducted in accordance with Australian Auditing Standards.

**BDO Audit Pty Ltd**

BDO

A handwritten signature in black ink, appearing to read 'JW', is written over a horizontal line.

**Jackson Wheeler**

**Director**

Perth, 26 September 2025

For personal use only

## Shareholder Information

The shareholder information set out below was applicable as at 3 September 2025.

### Substantial shareholders

An extract of the Company's register of substantial shareholders is set out below.

Shareholder	Number of Shares	Percentage
Perth Capital Pty Ltd	27,668,790	7.69%

### Distribution of equity security holders

Size of	Ordinary Shares	% of Shares	Options Expiring 25.10.2025	% of Options Issued
1 to 1,000	95	-	67	0.11
1,001 to 5,000	358	0.37	79	0.75
5,001 to 10,000	375	0.84	37	0.82
10,001 to 100,000	1,143	13.15	97	10.85
100,001 and over	566	85.64	47	87.47
	2,537	100.00	327	100.00

The number of share holdings comprising less than a marketable parcel was 230.

### Unquoted equity securities – Incentive Options

Class	Number on Issue	Number of Holders
Options - exercisable at 9 cents on or before 28 November 2025	4,600,000	4
Options - exercisable at 10 cents on or before 18 November 2026	10,350,000	8
Options - exercisable at 14 cents on or before 10 November 2027	15,200,000	7

### On-market buy-back

There is no current on-market buy-back.

#### Twenty Largest Shareholders as at 3 September 2025

	Number of Shares	% Held
Perth Capital Pty Ltd	26,713,076	7.43
Freeport Minerals Corporation	12,476,471	3.47
Robert Alexander Rutherford	11,103,753	3.09
BNP Paribas Nominees Pty Ltd (IB AU Noms)	8,699,758	2.42
Huon Pine Pty Ltd (Huon Pine Investment A/C)	6,885,861	1.92
Bluestar Management Pty Ltd	6,000,000	1.67
Warramboe Holdings Pty Ltd	4,790,059	1.33
Huon Pine Pty Ltd (Huon Pine Investment A/C)	4,700,909	1.31
Robert Geoffrey & Angela Margaret Page (Page Group Super Fund A/C)	3,900,000	1.08
Quark Nominees Pty Ltd	3,554,074	0.99
SDG Nominees Pty Ltd (T J Strapp Super Fund A/C)	3,300,000	0.92
Russell Barwick	3,246,857	0.90
Citicorp Nominees Pty Limited	3,194,303	0.89
Grant Ritchie	3,088,000	0.86
Aaron Keith Rowe	2,921,061	0.81
Jaycon Investments Pty Ltd	2,570,000	0.71
Anthony Mark Van Der Steeg	2,559,136	0.71
Arnold & Ruth Getz	2,544,184	0.71
St Leonards Nominees Pty Ltd (St Leonards Super Fund A/C)	2,500,000	0.69
Xiaodan Wu (Sharada A/C)	2,086,000	0.58
	116,833,502	32.49

**TENEMENT DIRECTORY****Granted Exploration Tenements held at 3 September 2025 are as follows:**

<b>Project</b>	<b>Tenement Reference</b>	<b>Company Interest %</b>	<b>Comment</b>
Corkwood	EPMs 13380, 26032, 27665, 27808	100	
Lawn Hill	EPMs 25902, 25905, 25985, 27179, 27224, 28465	100	
Gulf	EPMs 26434, 26436, 26654, 26655, 26656, 26657, 26672, 26674	100	
Gidyea	EPMs 27308, 27309, 27567, 27568	100	
Three Ways	EPMs 26941, 27371	100	
Mount Skipper	EPM 19232	100	
Emu Creek JV	EPM 15385	100	Refer note 2
Sybella	EPMs 28001, 28003, 28919	100	
Callabonna JV	ELs 6204, 6318	51	Refer note 3
Pernatty Lagoon JV	EL 6014	90	Refer note 4
Punt Hill	EL 6035	100	
Brunette Downs	ELs 32708, 32709, 32710, 32714	100	
Nullarbor	ELs 69/ 3428, 3441, 3596	100	
Pulkarrimarra West	ELs 45/ 5185, 5186, 5187, 5225	100	Refer note 1
Pulkarrimarra East	EL 45/ 5236	100	
Pardoo	ELs 45/ 5698, 5699	100	
Maronan	EPM 13368		Refer note 5

**Notes:**

1. Greenfields Discovery Alliance Agreement between Red Metal (diluting to 49%) and BHP Group Ltd (earning 51%).
2. Joint venture between Red Metal (diluting to 30%) and Chinova Resources (Osborne) Pty Ltd (earning 70%).
3. Joint venture between Red Metal (51%, earning 70%) and Variscan Mines Limited (49% diluting to 30%).
4. Joint venture between Red Metal (90%) and Havilah Resources NL (10%).
5. Tenement held 100% by Maronan Metals Limited, a controlled entity of Red Metal Limited.