



2025 AGM Managing Director Presentation

MAKING THE
COMPLEX
SIMPLE

ersonal use only

THIS IS US

WHO WE ARE

We are a **diversified infrastructure services** company



WHAT WE DO

We bring an **engineering mindset** to deliver **critical services** for major industry

- Engineer
- Construct
- Sustain

OUR VISION

The most **sought-after** diversified infrastructure services business

**MAKING THE
COMPLEX
SIMPLE**

DIVERSIFIED INFRASTRUCTURE SERVICES



**MAINTENANCE &
INDUSTRIAL SERVICES**



**ENGINEERING &
CONSTRUCTION**

OUR KEY SECTORS



Water



Energy



**Industrial
& Resources**



Defence



Transport



Ports & Marine



Data Centres



**Health &
Education**

OUR PROFILE

People
4,500

Industries
20+

Revenue
~\$1.4b

Market Cap
~\$1.2b



S&P/ASX
300

Diversified Infrastructure Services Business

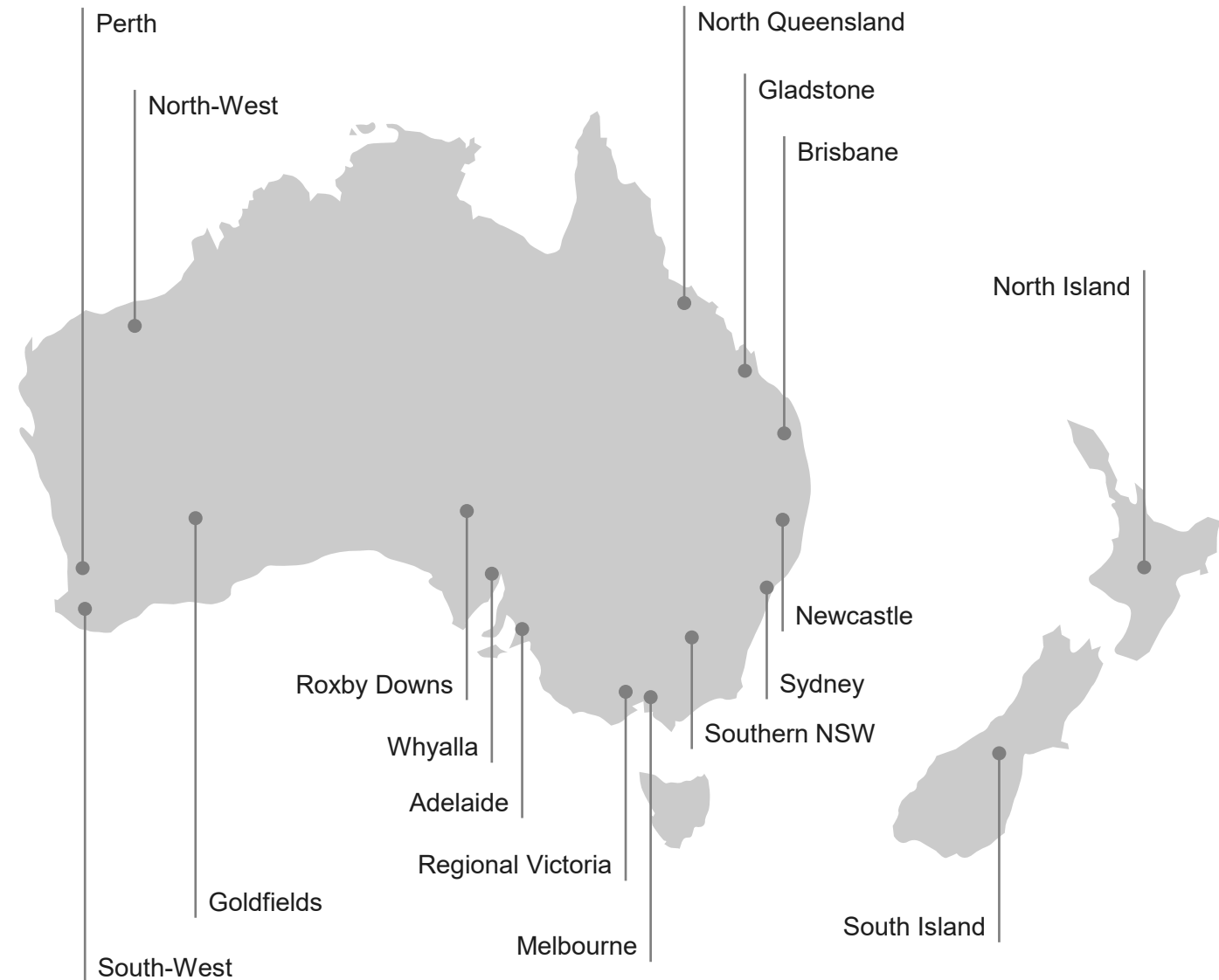
80% Annuity / Recurring Earnings Profile

Geographic split

50% East

45% West

5% New Zealand



Executive Summary

Record FY25 Financial Result

FY25 EBITDA¹ of

\$127.1m

▲ Up 29% on FY24

EBIT(A)¹ of \$93.8m, up 43% on FY24

Returns to Shareholders

EPS(A)¹ of

10.3cps

▲ Up 34% on FY24

2H Dividend of 3.0c, up 20% on 2H FY24

Excellent Cash Generation

EBITDA Cash Conversion of

102%

▲ Transitioned to Net Cash of \$16.2m

From proforma Net Debt of \$38.2m post Diona

Transformational Acquisition

Water Security & Energy Transition



Delivering above business case and fully integrated as SRG Global Utilities

Winning and Executing

Record FY25 Work in Hand of

\$3.6b

▲ Up 20% on FY24

Diversified Earnings Profile of 80% Annuity / Recurring

FY26 Earnings Guidance Reaffirmed

EBITDA / EBIT(A) growth of

~10%

▲ Up 10% on FY25 earnings

Track record of compounding growth and execution of long-term strategy

Note: 1. Refer Appendix 1 for Reconciliation of Financial Information

FY25 Results Overview

MAKING THE
COMPLEX
SIMPLE

ersonal use only

FY25 Financial Performance

Key Highlights





Record Financial Result

	FY24	FY25	Change
Revenue	\$1,069.3m	\$1,323.3m	▲ 24%
EBITDA	\$98.5m	\$127.1m	▲ 29%
EBIT(A)	\$65.6m	\$93.8m	▲ 43%
NPAT(A)	\$40.3m	\$61.0m	▲ 52%
EBITDA % margin	9.2%	9.6%	▲ 4%
EBIT(A) % margin	6.1%	7.1%	▲ 16%
NPAT(A) % margin	3.8%	4.6%	▲ 21%
Dividends (cents per share)	4.5 cps	5.5 cps	▲ 22%
Earnings Per Share (A)	7.7 cps	10.3 cps	▲ 34%


 SRG Global delivered **above market financial performance**


 Continued **strong organic growth** with **EPS(A) accretion of 34%**

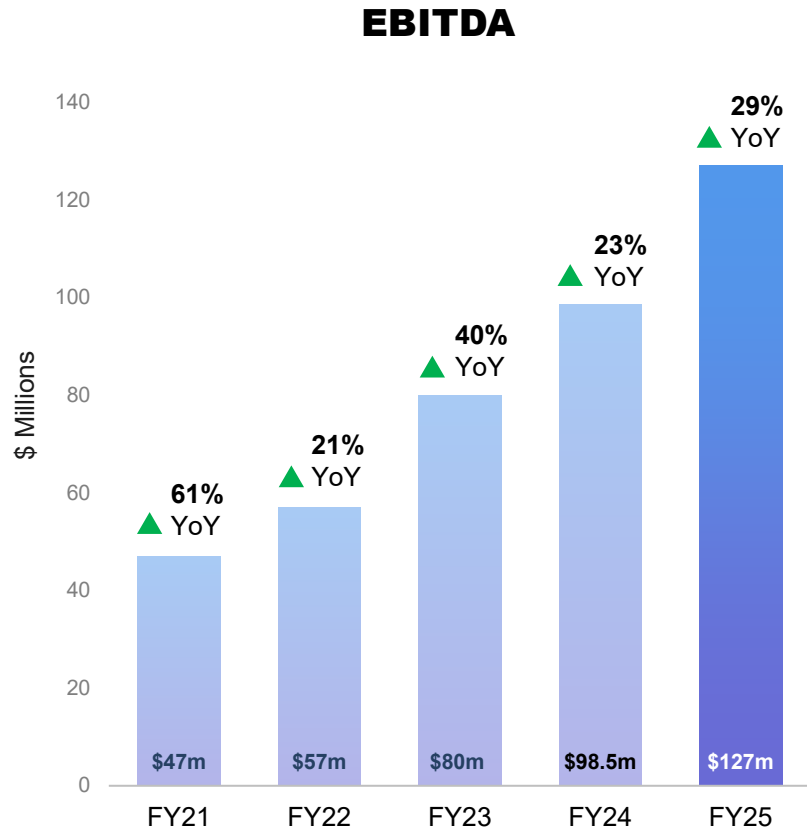

Transitioned to **net cash of \$16.2m** from proforma net debt of \$38.2m post Diona


Strong business fundamentals provide platform for ongoing sustainable growth

FY25 Financial Performance

Key Highlights

Personal use only



REVENUE

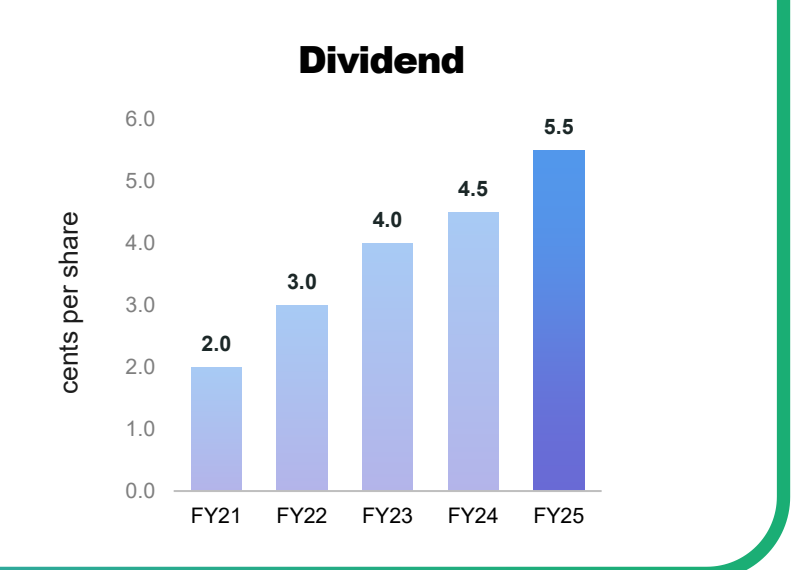
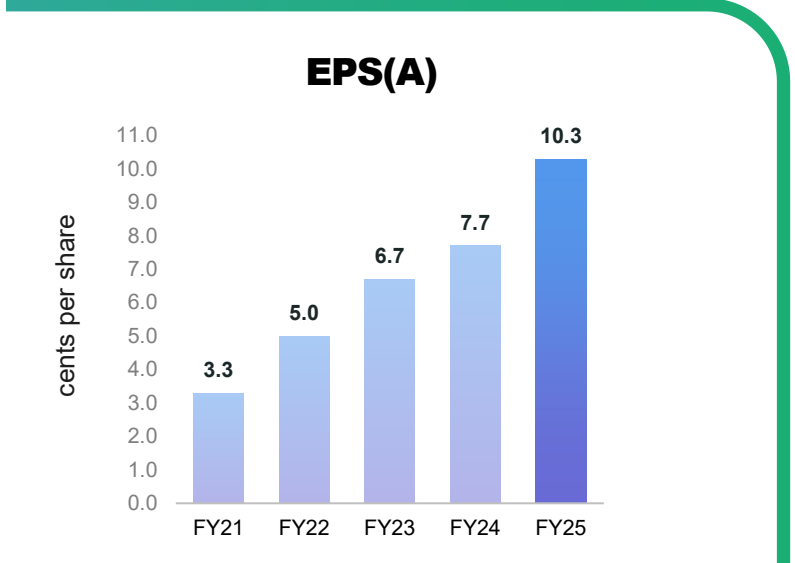
▲ 24%
YOY

\$1,323m

EBITDA Cash Conversion

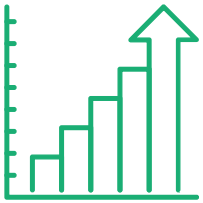
✓ FY25

102%



Long Term Track Record of Delivery

	FY21	FY22	FY23	FY24	FY25
Revenue	\$570.0m	\$644.2m	\$809.0m	\$1,069.3m	\$1,323.3m
EBITDA	\$47.1m	\$57.2m	\$80.1m	\$98.5m	\$127.1m
EBIT(A)	\$25.1m	\$34.2m	\$50.0m	\$65.6m	\$93.8m
NPAT(A)	\$14.9m	\$22.4m	\$31.8m	\$40.3m	\$61.0m
EBITDA % margin	8.2%	8.9%	9.9%	9.2%	9.6%
EBIT(A) % margin	4.4%	5.3%	6.2%	6.1%	7.1%
NPAT(A) % margin	2.6%	3.5%	3.9%	3.8%	4.6%
Dividends (cents per share)	2.0 cps	3.0 cps	4.0 cps	4.5 cps	5.5 cps
Earnings Per Share (A)	3.3 cps	5.0 cps	6.7 cps	7.7 cps	10.3 cps



Continuing to execute the SRG Global Growth Strategy

✓ Strategic execution delivering **~200% EPS(A) growth** over last four years

✓ Business successfully transitioned to **~80% annuity / recurring earnings**

✓ Track record of **winning and executing work**

✓ **Track record of cash generation** to fund growth and dividends

Underpinned by a Strong Foundation




ersonal use only

Environmental, Social & Governance in Action



ersonal use only



Environmental

- Workiva Carbon software platform fully implemented and operational in preparation for FY26 climate reporting
- Sustainability initiatives such as alternate composite materials, e-waste recycling and solar powered site facilities



Social

- Bugarrba Aboriginal Joint Venture progressing well
- Launched Innovate RAP in FY25
- Social partnerships supporting aligned causes such as Clontarf, Mates, Shooting Stars, Cancer Council and Telethon



Governance

- Continued embedment of SRG's Risk Management Framework through the implementation of Felix software for supply chain management, Psychosocial, Respect at Work and Code of Conduct initiatives

Operating Segment Update

ersonal use only

Strong Segment Financial Performance

Revenue
24%
▲ from FY24

EBITDA
29%
▲ from FY24

EBIT(A)
43%
▲ from FY24



MAINTENANCE & INDUSTRIAL SERVICES

Total

Revenue
\$1,323.3m

EBITDA
\$127.1m
EBITDA Margin of 9.6%

EBIT(A)
\$93.8m
EBIT(A) Margin of 7.1%

Revenue
\$867.4m

EBITDA
\$121.3m
EBITDA Margin of 14.0%

EBIT(A)
\$98.1m
EBIT(A) Margin of 11.3%

Maintenance & Industrial Services continued to deliver step change growth combined with consistent margin delivery. Diona delivered above FY25 business case and is now fully integrated as SRG Global Utilities.



ENGINEERING & CONSTRUCTION

Revenue
\$455.9m

EBITDA
\$36.2m
EBITDA Margin of 7.9%

EBIT(A)
\$27.9m
EBIT(A) Margin of 6.1%

Engineering & Construction continued to deliver solid results with financials in line with historical levels. Early contractor engagement model continues to drive excellent operational execution and results.



Corporate

Revenue
(nil)

EBITDA
(\$30.4m)
EBITDA Margin of (2.3%)

EBIT(A)
(\$32.2m)
EBIT(A) Margin of (2.4%)

Corporate overheads equates to 2.3% of revenue, in line with previous years.



MAINTENANCE & INDUSTRIAL SERVICES

What we do

Integrated asset program management, asset monitoring, inspection & testing, asset maintenance & remediation, specialist drill & blast and geotech, engineered products and access services that sustain and extend critical industries and infrastructure

Core services

- Asset Program Management
- Asset Monitoring & Testing
- Asset Maintenance & Remediation
- Specialist Drill & Blast; and Geotech
- Engineered Products
- Engineered Access Services

Earnings

Annuity / Recurring

 Fortescue	 SA Water	 SOUTH32	 WaterNSW	 origin	 TRANSPOWER	 NORTHERN STAR	 Sydney WATER	 Unitywater
 Meridian.	 RioTinto	 BHP	 Alcoa	 Evolution MINING	 Fonterra Dairy for life	 apa	 GENESIS MINERALS LIMITED	 sunwater
 UrbanUtilities	 Multinet Gas Networks	 NEW ZEALAND STEEL	 methanex the power of agility	 WAKA KOTAHI N.Z. TRANSPORT AGENCY	 Australian Government Department of Climate Change, Energy, the Environment and Water	 Shell	 agl	 HUNTER WATER



OPERATING SEGMENT UPDATE

Maintenance & Industrial Services in Review

MULTI-DISCIPLINARY MAINTENANCE TERM CONTRACT

Long-term contracts secured

Term contracts with Hunter Water, Genesis Energy (NZ), Department of Climate Change & Energy, SA Water, Fonterra, Transport VIC, BHP, South32, Hanroy, Origin, Rio Tinto and Genesis Minerals.

Geographic spread across diverse industries

Embedded across Western Australia, South Australia, Victoria, Queensland, New South Wales and New Zealand.

Successful acquisition and integration of Diona

Fully integrated as SRG Global Utilities and delivered above business case in first financial year. The business secured a number of significant wins with a strong opportunity pipeline in Water Security and Energy Transition sectors.

Strong growth opportunities

Positive growth opportunities in Water, Transport, Industrial / Resources, Ports / Marine and Energy sectors.

DRONE TECHNOLOGY FOR ASSET INTEGRITY INSPECTIONS



ENGINEERING & CONSTRUCTION

What we do

Specialist engineering and construction of critical infrastructure across a diverse range of growth sectors including water, transport, defence, resources, energy, health & education

Core services

- Advisory Services
- Specialist Design Services
- Early Contractor Engagement
- Civil Infrastructure
- Specialist Engineered Facades

Earnings

Project Based



OPERATING SEGMENT UPDATE

Engineering & Construction in Review

JERVIS BAY INTEGRATED ROAD AND BRIDGE PROJECT,
TRANSPORT FOR NSW



Strong execution of first major R5/B4 project

\$90m Jervis Bay integrated road and bridge project for Transport NSW well progressed with recently attained highest national road and bridge accreditation (R5/B4).

Market leader in Specialist Facades

Strategy of winning work with repeat clients demonstrated through ongoing contract awards on iconic structures across Australia and New Zealand.

Engineered Products expansion

Continue to expand product range across Australia and New Zealand along with enhancing supply chain with well-established international suppliers.

Robust commercial framework

Early Contractor Engagement model well established with long-term, blue-chip client base in Transport, Defence, Water, Industrial / Resources, Data Centres and Health / Education sectors.



SPECIALIST ENGINEERED FAÇADE FOR THE ATLASSIAN BUILDING IN SYDNEY,
BUILT-OBAYASHI JOINT VENTURE

TRANSPower TOWER MAINTENANCE,
NORTH ISLAND, NEW ZEALAND

Way Forward

Building the Most Sought-after Diversified Infrastructure Services Business

Growth Horizon

- ✓ Long term growth in recurring Maintenance & Industrial Services across a broad range of sectors
- ✓ Targeted growth in Engineering & Construction with key repeat clients
- ✓ Step change growth in Engineered Products across diverse sectors and geographies
- ✓ Leveraging our capability and footprint in water security and energy transition / decarbonisation
- ✓ 75% annuity / recurring and 25% project-based earnings

Leadership Horizon

- ✓ Zero Harm / ESG industry leader and recognised employer / partner of choice
- ✓ Continuing to enhance our Innovation and Technology to drive sustainable growth and competitive advantage
- ✓ Selective strategic acquisitions to complement capability / footprint
- ✓ Consistent, above market shareholder returns (EPS and TSR)
- ✓ 80% annuity / recurring and 20% project-based earnings

ersonal use only

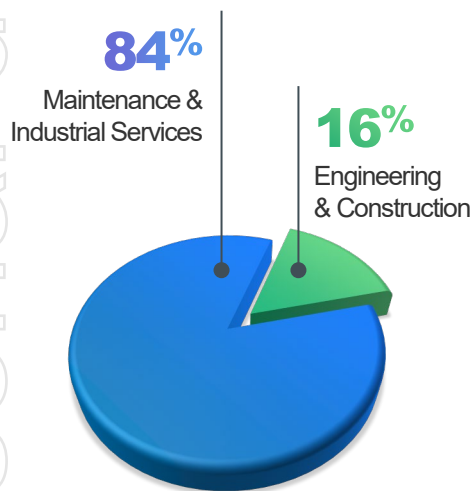
Strategic Transformation Delivering Sustainable Growth

Strong Platform for Sustainable Earnings Growth

Work in Hand:

\$3.6b

June 2025

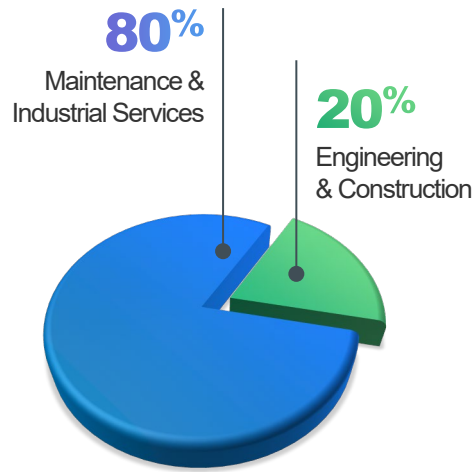


Exposure to Diverse Sectors and Geographies

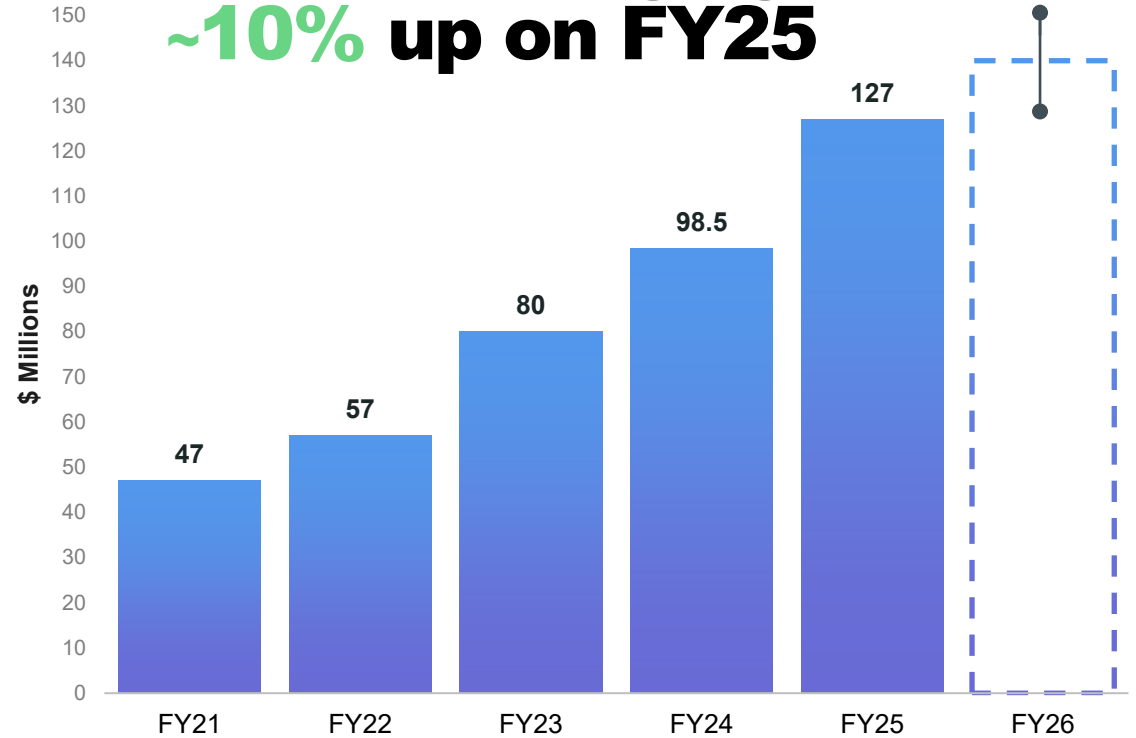
Opportunity Pipeline:

\$8.5b

June 2025



FY26 earnings guidance ~10% up on FY25



Diversified Infrastructure Services Business

80% Annuity / Recurring Earnings Profile

Positive Outlook



Operating segment performance...



**MAINTENANCE &
INDUSTRIAL SERVICES**



**ENGINEERING &
CONSTRUCTION**

...driving positive momentum

- ✓ FY26 **guidance of ~10% EBITDA / EBIT(A) earnings growth** from FY25 **reaffirmed**
- ✓ **\$3.6b** Work in Hand and **\$8.5b** Opportunity Pipeline provides platform for long-term sustainable growth
- ✓ **Positive exposure** to growth sectors including water, energy, industrial / resources, transport, defence, health, education, data centres and ports / marine
- ✓ Earnings profile of circa **80% annuity / recurring earnings** in FY26 and beyond
- ✓ Strategic transformation to a **diversified infrastructure services** business will continue to deliver consistent growth and high-quality returns

Investment Proposition



End-to-end

asset lifecycle
capability



Diverse

market sectors
/ geographies



Highly scalable

business model



Annuity earnings

profile



Capital light

investment profile



High growth dividend

stock



ersonal use only

Appendix 1: Disclaimer

Disclaimer

Summary information

This Presentation is for information purposes only and is a summary only. It should be read in conjunction with SRG Global's most recent financial report and SRG Global's other periodic and continuous disclosure information lodged with the Australian Securities Exchange (ASX), which is available at www.asx.com.au. The content of this Presentation is provided as at the date of this Presentation (unless otherwise stated). Reliance should not be placed on information or opinions contained in this Presentation and, subject only to any legal obligation to do so, SRG Global does not have any obligation to correct or update the content of this Presentation.

Certain market and industry data used in this Presentation may have been obtained from research, surveys or studies conducted by third parties, including industry or general publications. Neither SRG Global nor its representatives have independently verified any such market or industry data provided by third parties or industry or general publications.

Photographs, diagrams and maps used in this presentation are illustrative only and may not be drawn to scale. Unless otherwise stated, all data contained in charts, graphs and tables is based on information available as at the date of this Presentation.

Not financial product advice or offer

This Presentation does not and does not purport to contain all information a prospective investor may require in connection with any potential investment in SRG Global and is not intended as investment or financial advice or financial product advice (nor tax, accounting or legal advice) or a recommendation to acquire any securities of SRG Global and must not be relied upon as such. Any decision to buy or sell securities or other products should be made only after seeking appropriate financial advice. This Presentation is of a general nature and does not take into consideration the investment objectives, financial or tax situation or particular needs of any particular investor.

Financial information

All financial information in this Presentation is in Australian dollars (**A\$** or **AUD**) unless otherwise stated.

All references to FY25 profits in this presentation are after one-off transaction and integration costs of \$5m for Diona.

Past performance

Past performance, including past share price performance of SRG Global and pro forma financial information given in this Presentation, is given for illustrative purposes only and should not be relied upon as (and is not) an indication of SRG Global's views on its future financial performance or condition. Past performances of SRG Global and the Target Entities cannot be relied upon as an indicator of (and provides no guidance as to) the future performance of SRG Global. Nothing contained in this Presentation, nor any information made available to you is, or shall be relied upon as, a promise, representation, warranty or guarantee, whether as to the past, present or future.

Future performance and forward-looking statements

This Presentation contains certain forward-looking statements. The words "expect", "anticipate", "estimate", "intend", "believe", "guidance", "should", "could", "may", "will", "predict", "plan" and other similar expressions are intended to identify forward-looking statements. Indications of, and guidance on, future earnings and financial position and performance are also forward-looking statements. Forward-looking statements, opinions and estimates provided in this Presentation are based on assumptions and contingencies that are subject to change without notice and involve known and unknown risks and uncertainties and other factors that are beyond the control of SRG Global, its directors and management.

Forward-looking statements are provided as a general guide only and should not be relied upon as an indication or guarantee of future performance. Actual results, performance or achievements may differ materially from those expressed or implied in such statements and any projections and assumptions on which these statements are based. These statements may assume the success of SRG Global's business strategies. The success of any of those strategies will be realised in the period for which the forward-looking statement may have been prepared or otherwise. Readers are strongly cautioned not to place undue reliance on forward-looking statements, particularly given the current economic climate. None of SRG Global, its representatives or advisers assumes any obligation to update these forward-looking statements. No representation or warranty, express or implied, is made as to the accuracy, likelihood of achievement or reasonableness of any forecasts, prospects, returns or statements in relation to future matters contained in this Presentation. The forward-looking statements are based on information available to SRG Global as at the date of this Presentation.

Except as required by law or regulation (including the ASX Listing Rules), none of SRG Global, its representatives or advisers undertakes any obligation to provide any additional or updated information whether as a result of a change in expectations or assumptions, new information, future events or results or otherwise. Indications of, and guidance or outlook on, future earnings or financial position or performance are also forward-looking statements.

This Presentation has been authorised for release to ASX by the Managing Director.

WHEN IT HAS TO BE DONE RIGHT

srgglobal.com.au



**MAKING THE
COMPLEX
SIMPLE**