

## QUARTERLY REPORT

**For the 3 months ended 30 September 2025**

### Prodigy Gold 100% Projects

- The Company released the annual Mineral Resource statement for its four 100% owned deposits, which now hosts over 1 million ounces of gold in the Indicated and Inferred categories within the Twin Bonanza and Tanami North Project areas

### Tanami North Gold Project:

- Subsequent to quarter end Prodigy Gold announced the completion of 21 Reverse Circulation (RC) drill holes at the Hyperion Deposit for 2,495 metres. The program was designed to test the Seuss, Hyperion and Tethys lodes of the Mineral Resource
- RC drilling of 8 holes for 762 metres around the Tregony and Tregony North areas of the Mineral Resource was also announced after the end of the quarter
- A dipole-dipole induced polarisation (IP) survey was completed at Hyperion to enhance the geological understanding at depth and refine drill targeting

### Prodigy Gold JV Projects

#### Tobruk & Monza Projects – Newmont JV

- Two RC drillholes have been completed on the Tobruk JV tenure at the Officer Hill North prospect during the reporting period
- The drill samples have been submitted to commercial laboratories who are completing both gold and multielement analysis

### Management Commentary

Commenting on progress made during the September 2025 quarter, Prodigy Gold Managing Director, Mark Edwards said:

*“During July 2025 Prodigy Gold announced the completion of a partially underwritten entitlement offer, which raised ~\$6.4 million (before expenses) and will be used to fund, amongst other purposes, exploration works around the Tanami North and Tanami West Project areas. We greatly appreciate the support of our long-term major shareholder APAC Resources Limited who partially underwrote the entitlement offer. New investor, Plutus Prospecting Pty Ltd, also agreed to partially underwrite the entitlement offer and undertook an additional placement of ~\$783,503 to reach its agreed 19.9% stake in the issued capital of the Company. The funding is estimated to cover expenditure for approximately 2 field seasons with the team now focused on exploration activities in the Tanami Region.*

*Exploration activities commenced during the reporting period, and the team worked closely with the geophysical contractor survey crew to complete the IP survey at Hyperion and subsequently prepared and completed the RC drilling campaign at both Hyperion and Tregony. Focus will now shift to co-funded diamond drilling, which is scheduled to commence during October 2025 ensuring it is completed before the commencement of the next wet-season where access to the site will be limited.*

*The Company was also busy working in the background to ensure all mining approvals are in place for both the Old Pirate and Hyperion Projects to support potential future mining of both projects. While*

the process takes some time to complete, it is important that it continues in earnest to allow for the transition from exploration to development and to mining in a timely manner.

Prodigy Gold's team is looking forward to commencing the diamond drilling programs and keeping our shareholders updated on progress throughout the current field season."

### September Quarter Exploration Summary

#### Tanami North Project – 100% PRX

The Tregony and Hyperion Gold Deposits are located within the 100% Prodigy Gold owned Tanami North Project area and are situated on the Suplejack Shear Zone ("SSZ"), which hosts several known gold mineral resources (Figure 1) such as:

- Hyperion Deposit – located approximately 20km northeast of Groundrush
- Tregony Deposit – located 26km to the north of the Hyperion Deposit
- Groundrush Deposit<sup>1</sup> – located 42km to the northeast of Central Tanami Project mill site
- Crusade Deposit<sup>1</sup> – located 22km to the northeast of Tregony

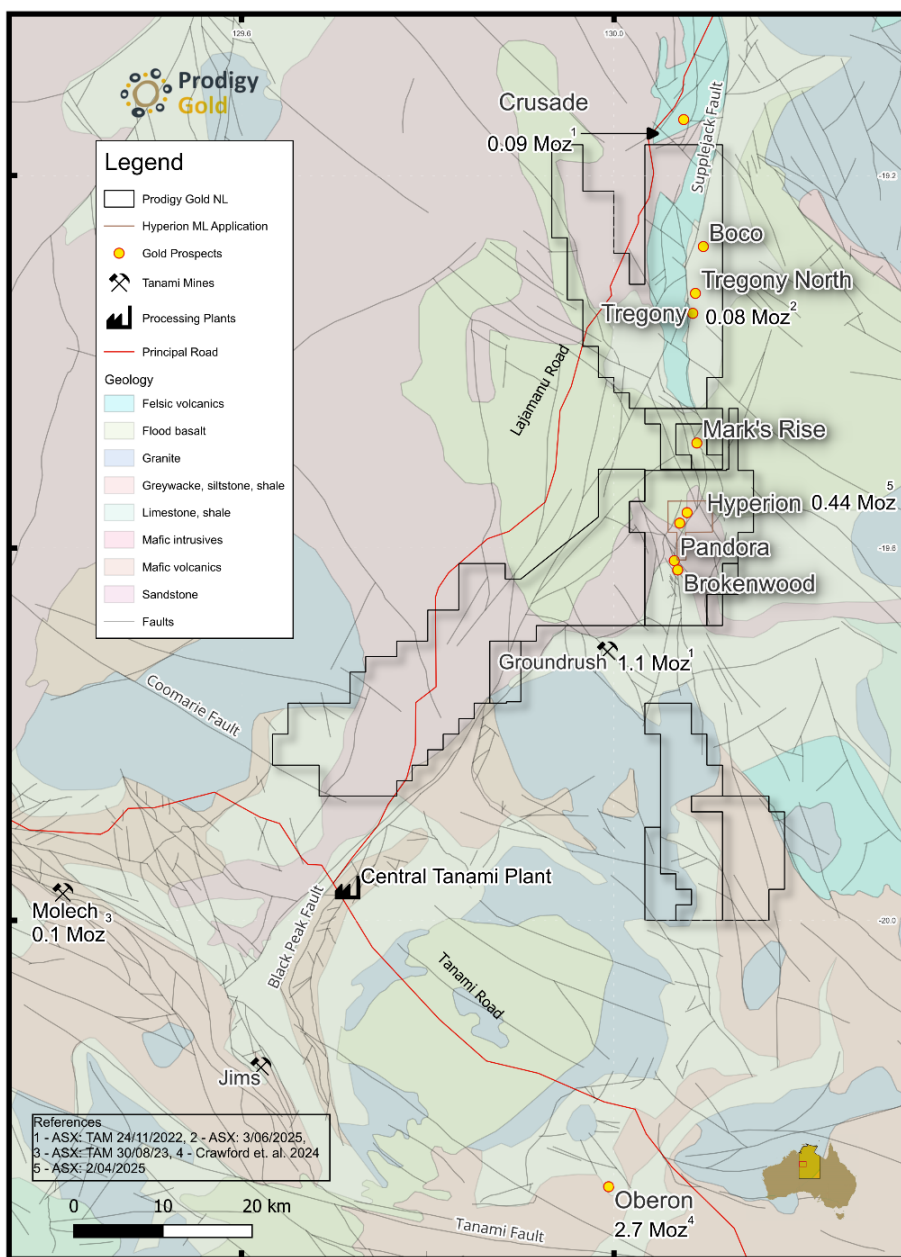


Figure 1 Tanami North Project area

<sup>1</sup> CTPJV – 50% Tanami Gold NL ("TAM") : 50% Northern Star Resources Limited ("NST")

### **Hyperion Mineral Lease application**

Prodigy Gold has continued the process to obtain the Hyperion mineral lease which was applied for in December 2024<sup>2</sup>. Several steps are required to be completed before the granting of the lease can be finalised. A summary of the required steps and their status is below:

- Application submitted to Department of Mining and Energy – Completed December 2024
- Comments from various government agencies – Completed March 2025
- Landholders notified of application – Completed April 2025
- Advertising – Completed April 2025 – No responses have been reported to Prodigy Gold
- Completion of proposed mining plan:
  - Mineral Resource update completed April 2025
  - Metallurgical testwork completed June 2025
  - Pit/site design, mining scheduling to be completed during October/November-2025
- Application for Mining Licence through Environmental Protection Act – to commence late 2025 – this may include Environmental Impact Assessment (EIA) – environmental studies required
- Negotiation of an Aboriginal Land Rights Act (ALRA) agreement between Prodigy Gold, Central Land Council and Traditional Owners – to commence late 2025
- Survey plan completed – cadastral survey of lease boundary signed off by NT Surveyor General – to commence 2026 after EIA and ALRA agreement negotiations are close to finalisation

This process is required to be completed before mining could be considered for the project and hence is now a focus for the Prodigy Gold team.

### **Hyperion Deposit RC Drilling**

Subsequent to quarter end<sup>3</sup>, Prodigy Gold announced the completion of RC drilling around the Hyperion Deposit for 2025. A total of 21 RC holes for 2,495 metres of drilling were completed at the project.

The drilling includes:

- 9 holes for 930 metres drilled into the Seuss lodes across 3 sections to increase confidence in the mineralisation closer to surface
- 3 deeper holes for 521 metres (2 to be used as pre-collars for diamond core tails) into the Tethys lodes to drill test areas near the results for hole HYRC24004 completed last year
- 7 holes for 888 metres drilled into the Tethys and Hyperion lodes to test mineralisation outside the current Mineral Resource to add and improve confidence in the Inferred resource category
- 2 shallow RC holes for 156 metres drilled into regional targets Pandora and Limestone Ridge following up on historic exploration holes

All sampling is now completed with samples received at the Bureau Veritas Adelaide laboratory facility for analysis, results will be reported when received and are expected in the coming 4-6 weeks.

Prodigy Gold is currently completing diamond drilling for the Hyperion Deposit, including the two co-funded deeper diamond holes into the Tethys lode. Co-funding was granted through Round 18 of the Geophysics and Drilling Collaborations (GDC) program funded by the Resourcing the Territory initiative, which was announced at the Prodigy Gold office on 11 June 2025.

---

<sup>2</sup> ASX: 4 December 2024

<sup>3</sup> ASX: 13 October 2025

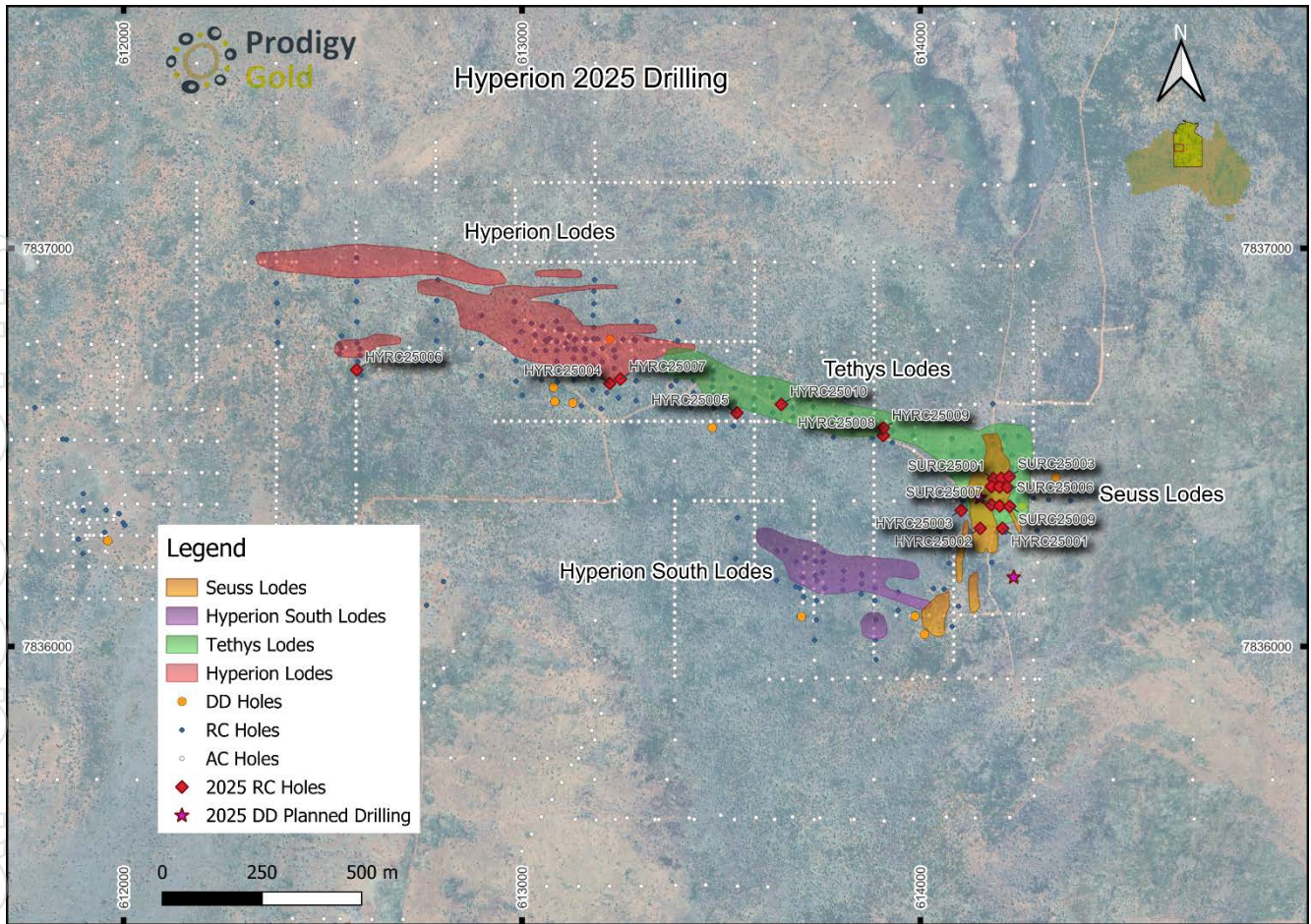


Figure 2 Hyperion drilling plans and collar locations for 2025 (Pandora and Limestone Ridge holes not shown)

### **Tregony Deposit RC Drilling**

Subsequently to the quarter end, Prodigy Gold has announced the completion of an eight hole, 762 metre RC drilling program at the Tregony Deposit. These holes were drilled following the completion of the Hyperion RC drilling program and focused on extending the mineral resources around the Tregony North area in support of the 2024 drilling, around the southern areas of the resource, and to add and improve confidence in the mineral resource estimation.

All sampling is now completed with samples received at the Bureau Veritas Adelaide laboratory facility for analysis, results will be reported when received and are expected in the coming 4-6 weeks.

Prodigy Gold is planning the drilling of a short diamond core drill hole for use in metallurgical testwork, which will assess the suitability of the Tregony mineralisation for heap leach processing. This work is aimed to best define the future mining potential for the deposit.

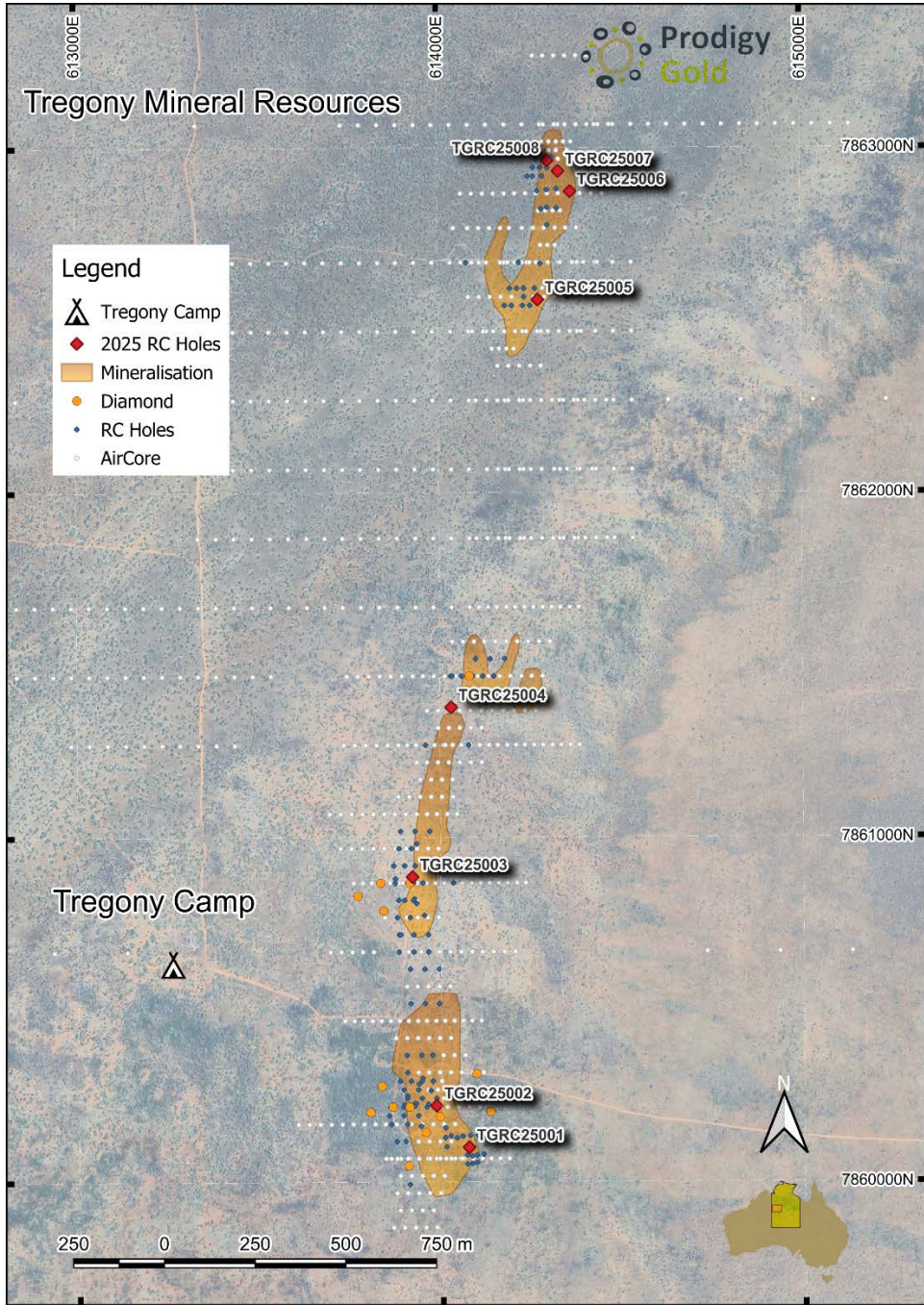


Figure 3 Tregony drilling and collar locations for 2025

**Hyperion IP Survey**

During the reporting period, Prodigy Gold completed a dipole-dipole Induced Polarisation (IP) geophysical survey over two lines at the Hyperion Deposit<sup>4</sup>. The program was designed to map the known Hyperion mineralisation and identify potential depth extensions, as well as additional lodes to the north and south of the known deposit (Figure 4).

Previous drilling at Hyperion has shown that gold mineralisation is depleted near surface and within the upper saprolite layer. This suggests that historical drilling may have been too shallow to fully test the mineralised system at depth. The results of the IP survey will be used to better understand the potential of other mineralised zones at depth and, if it is deemed the method works, it may be used in a larger survey around EL9250 to determine if other mineralised zones have been adequately drill tested.

<sup>4</sup> ASX: 28 August 2025

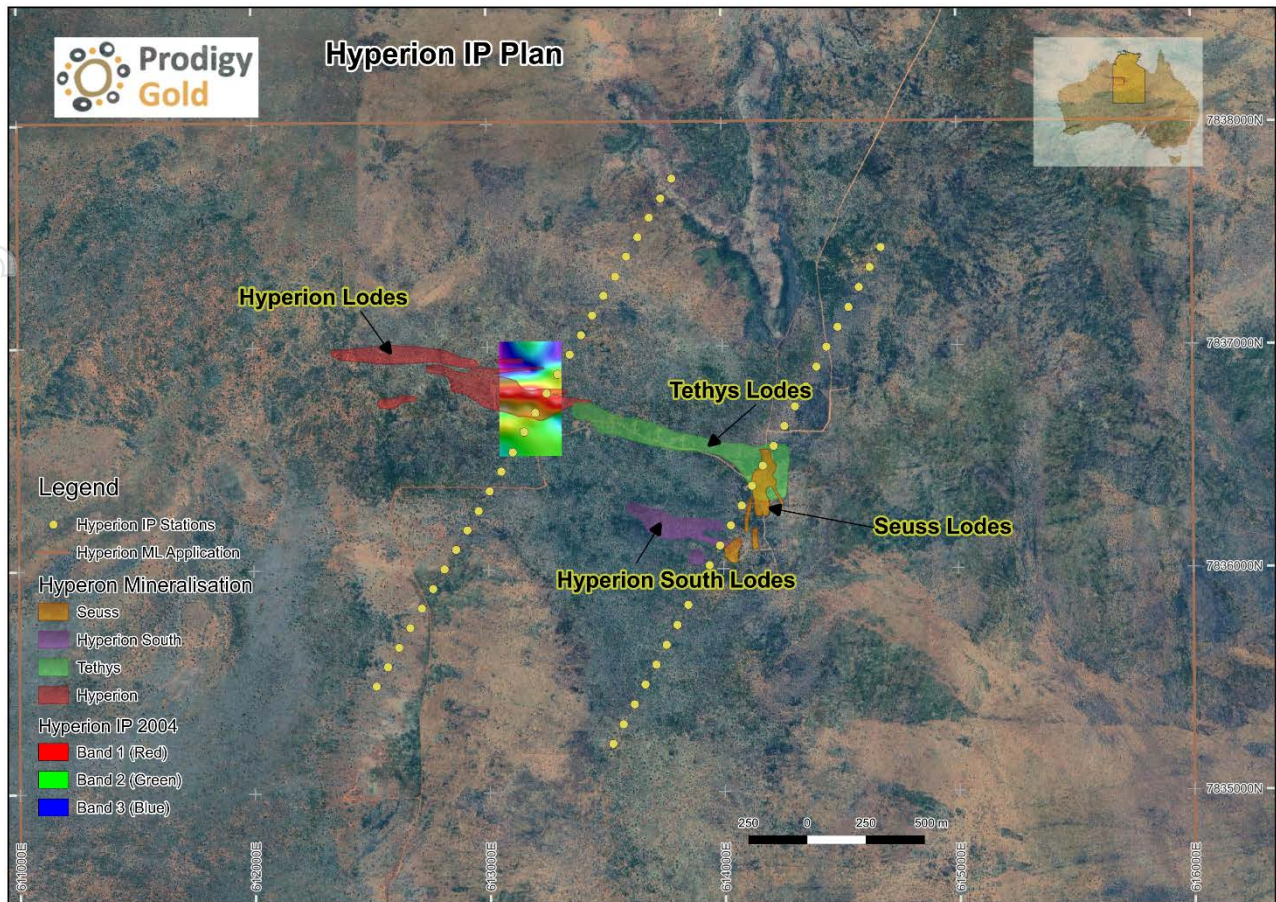


Figure 4 Hyperion IP stations with Newmont gradient array IP line and Hyperion mineralisation lodes

### Prodigy Gold Mineral Resources

During the quarter, Prodigy Gold reported on the 100% owned Mineral Resource estimates<sup>5</sup>, which now total 23.7Mt at an average grade of 1.4g/t gold for 1,029koz of gold (Table 1), with resources located at the Old Pirate<sup>6</sup>, Buccaneer<sup>7</sup>, Hyperion<sup>8</sup> and Tregony<sup>9</sup> Projects. The Tregony Mineral Resource is one of two Prodigy Gold deposits defined along the regional Suplejack Shear Zone (“SSZ”), which also hosts the Central Tanami Project Joint Venture’s (“CTPJV”) Groundrush (Mineral Resource - 1.1Moz Au) and Crusade Deposits (Mineral Resource - 94Koz Au)<sup>10</sup>.

Table 1 Prodigy Gold Mineral Resource summary as at 19 August 2025

Project	Date	Cut-off (g/t Au)	Indicated			Inferred			Total		
			Tonnes (Mt)	Grade (g/t Au)	Metal (Koz Au)	Tonnes (Mt)	Grade (g/t Au)	Metal (Koz Au)	Tonnes (Mt)	Grade (g/t Au)	Metal (Koz Au)
<b>Tanami North Project Area</b>											
Tregony	3-Jun-25	0.5/0.6	0.5	1.8	30	1.5	1.0	50	2.0	1.2	80
Hyperion	2-Apr-25	0.5/0.6	2.4	1.6	125	7.3	1.3	310	9.7	1.4	435
<b>Sub-Total</b>			<b>2.9</b>	<b>1.6</b>	<b>155</b>	<b>8.8</b>	<b>1.3</b>	<b>360</b>	<b>11.7</b>	<b>1.4</b>	<b>515</b>
<b>Twin Bonanza Project Area</b>											
Buccaneer	11-Aug-23	0.6	4.8	1.1	174	6.4	1.1	225	11.2	1.1	400
Old Pirate	19-Aug-16	1.0	0.04	4.6	7	0.7	4.7	109	0.8	4.7	115
<b>Sub-Total</b>			<b>4.8</b>	<b>1.2</b>	<b>181</b>	<b>7.2</b>	<b>1.5</b>	<b>334</b>	<b>12.0</b>	<b>1.3</b>	<b>515</b>
<b>Total Prodigy Gold Resources</b>											
<b>Total</b>			<b>7.8</b>	<b>1.3</b>	<b>336</b>	<b>15.9</b>	<b>1.4</b>	<b>694</b>	<b>23.7</b>	<b>1.4</b>	<b>1,029</b>

<sup>5</sup> ASX: 19 August 2025

<sup>6</sup> ASX: 19 August 2016

<sup>7</sup> ASX: 11 August 2023 – restated 19 August 2025

<sup>8</sup> ASX: 2 April 2025

<sup>9</sup> ASX: 3 June 2025

<sup>10</sup> ASX: TAM 24 November 2022

**Notes:**

Notes for Mineral Resource:

- All Mineral Resources are reported in accordance with the 2012 JORC Code
- Mineral Resource Estimates are not precise calculations, being dependent on the interpretation of limited information on the location, shape and continuity of the occurrence and on the available sampling results. The quantities contained in the above table have been rounded to one significant figure to reflect the relative uncertainty of the estimate for tonnes and grade. Rounding may cause values in the table to appear to have errors.
- Authors are noted as Prodigy Gold (Mark Edwards) for the Tregony, Hyperion and Buccaneer Mineral Resources and CSA Global for the Old Pirate Mineral Resources
- Tonnes are reported as dry metric tonnes
- There are no Ore Reserves reported for any of Prodigy Gold's projects
- All projects are owned 100% by Prodigy Gold
- **Buccaneer Mineral Resources were determined using an optimised pit shell created in 2023 with these parameters;**
  - Gold price of A\$2,960/oz which represents a 120% factoring of the 3-year forecast of gold price based on data from Consensus Economics Inc, 2023 at US\$1,832/oz and exchange rate of \$0.74 dated June 2023.
  - Mining, processing and G&A costs of around \$56/ore tonne mined
  - Recoveries used were 95.1% for oxide, 96.7% transitional and 84.6% for fresh based on metallurgical testwork completed by metallurgical consultants IMO Pty Ltd in 2023
  - Pit wall angles of 45° in oxide and 39° in fresh and transitional (from vertical) and are based on geotechnical work completed on the 2021 diamond drilling.
- **Buccaneer Mineral Resources have been re-stated using the optimised pit shell as outlined above at a lower cut-off grade of 0.6g/t Au.**
- **Tregony Mineral Resources are determined to be within 100m of surface using a lower cut-off grade of 0.5g/t Au in oxide material and 0.6g/t Au in transitional and fresh material based on metallurgical recoveries of 95% in oxide and 90% in transitional and fresh material.**
- **Hyperion Mineral Resources are determined to be within 180m of surface using a lower cut-off grade of 0.5g/t Au in oxide and transitional material and 0.6g/t Au in fresh material based on metallurgical recoveries of 95% in oxide and transitional and 80% in fresh material.**
- Lower cut-off grades calculated for Hyperion, Tregony and the restated Buccaneer use a forecast exchange rate of \$0.64, US gold price of \$2,826/oz (\$Aus4,395/oz) determined using the Consensus Economics March 2025 newsletter

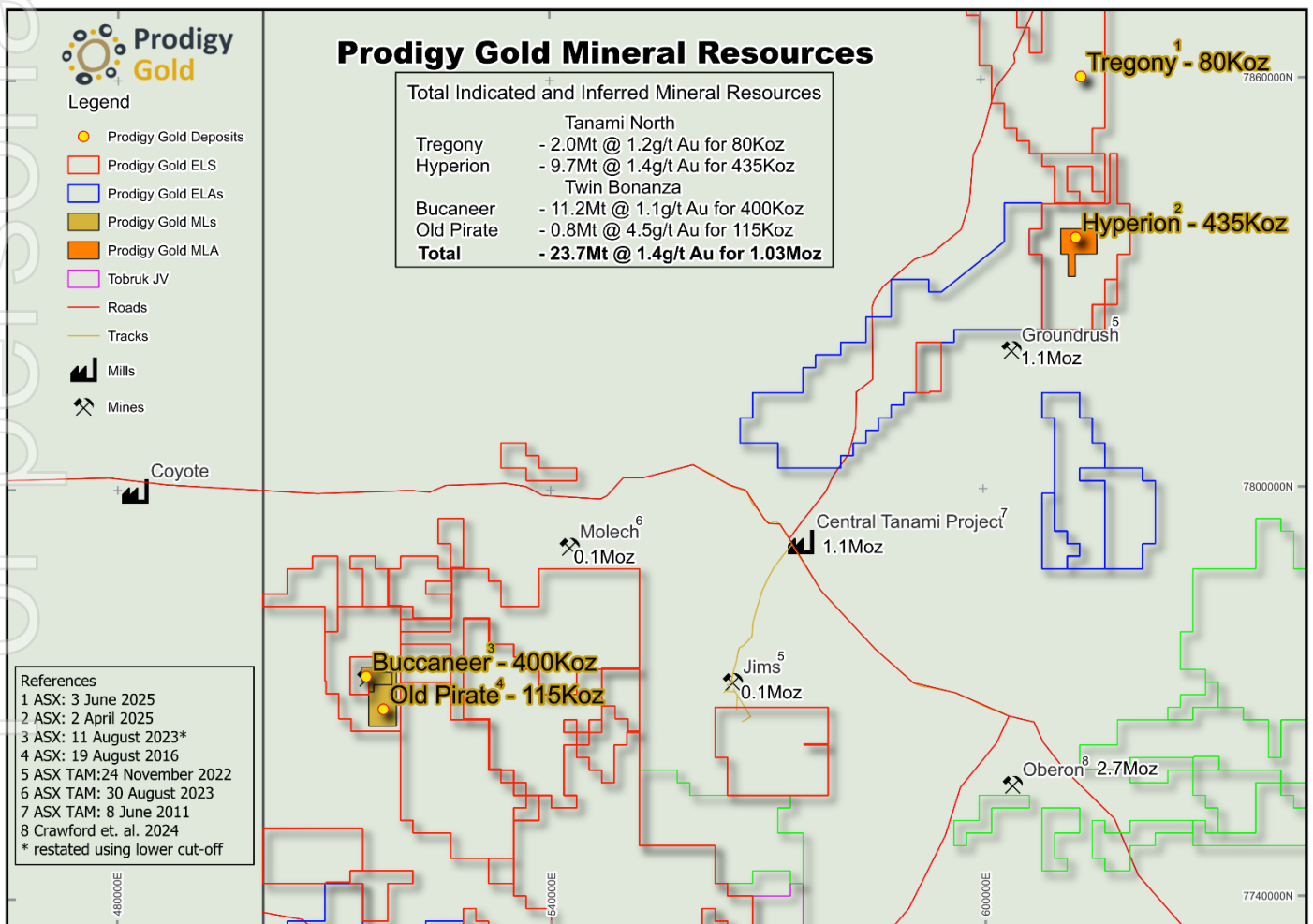


Figure 5 Location of Prodigy Gold's Mineral Resources

## Joint Venture Portfolio

### Tobruk JV and Monza JV (Newmont)

Newmont Exploration Pty Ltd, a subsidiary of Newmont Corporation, (Newmont) has the right to earn up to 70% of Tobruk and 80% of Monza by sole funding exploration activities and delivering certain milestones.

Two RC drillholes have been completed on the Tobruk JV tenure at the Officer Hill North prospect with samples now submitted to commercial laboratories who are completing both gold and multielement analysis.

Analysis for the Deep Sensing Geochemistry (DSG) technique sampling and the concurrent horizontal to vertical spectral ratio (HVSr) passive seismic survey that were completed at the Monza Project during the June 2025 quarter are still pending.

### **Tobruk**

Works completed during the reporting period included:

- RC drilling program at the Officer Hill North prospect on EL25192 with 2 holes for 410 metres completed during the quarter.
- Drill samples submitted to commercial laboratories for gold and multielement analysis with results pending.
- Ensuring project access requirements are current for exploration works planned for the remainder of 2025 and 2026.

### **Monza**

No field work was carried out during the reporting period.

- Results remain pending for a surface geochemical sampling campaign using Newmont's proprietary DSG technique completed in the previous quarter.
- A HVSr passive seismic survey was carried out coincidentally with the surface geochemical survey during Q2 2025. A consultant has been engaged to undertake depth to feature modelling on all collected data. Results for this work are pending.

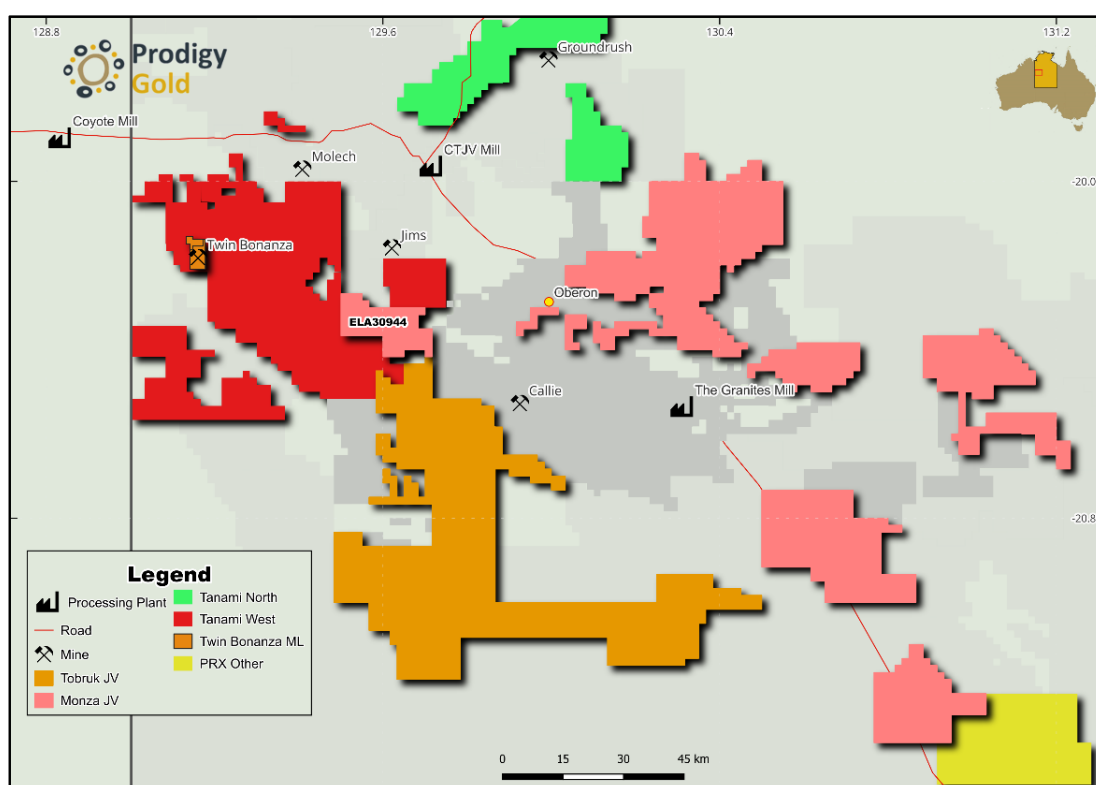


Figure 6 Newmont and Prodigy Gold JV locations for Tobruk and Monza agreements

## Lake Mackay JV (IGO and IGO/Castile)

Prodigy Gold manages three Joint Ventures (Figure 7) for the Lake Mackay Project:

- Gold JV – 70% Prodigy Gold and 30% IGO
- Base Metal JV – 30% Prodigy Gold and 70% IGO
- Castile JV – Prodigy Gold 60%, IGO 26% and Castile 14%

No active exploration activities occurred during the September 2025 quarter.

Prodigy Gold is working with IGO, who has established a dataroom, to determine if there are parties interested in a joint venture or acquisition of the project. This process is still ongoing and Prodigy Gold will continue to talk with potential partners / buyers to establish if there is any interest in the Lake Mackay Project. Prodigy Gold is focused on the Tanami North and Tanami West Projects and has no active plans for exploration for Lake Mackay in 2025.

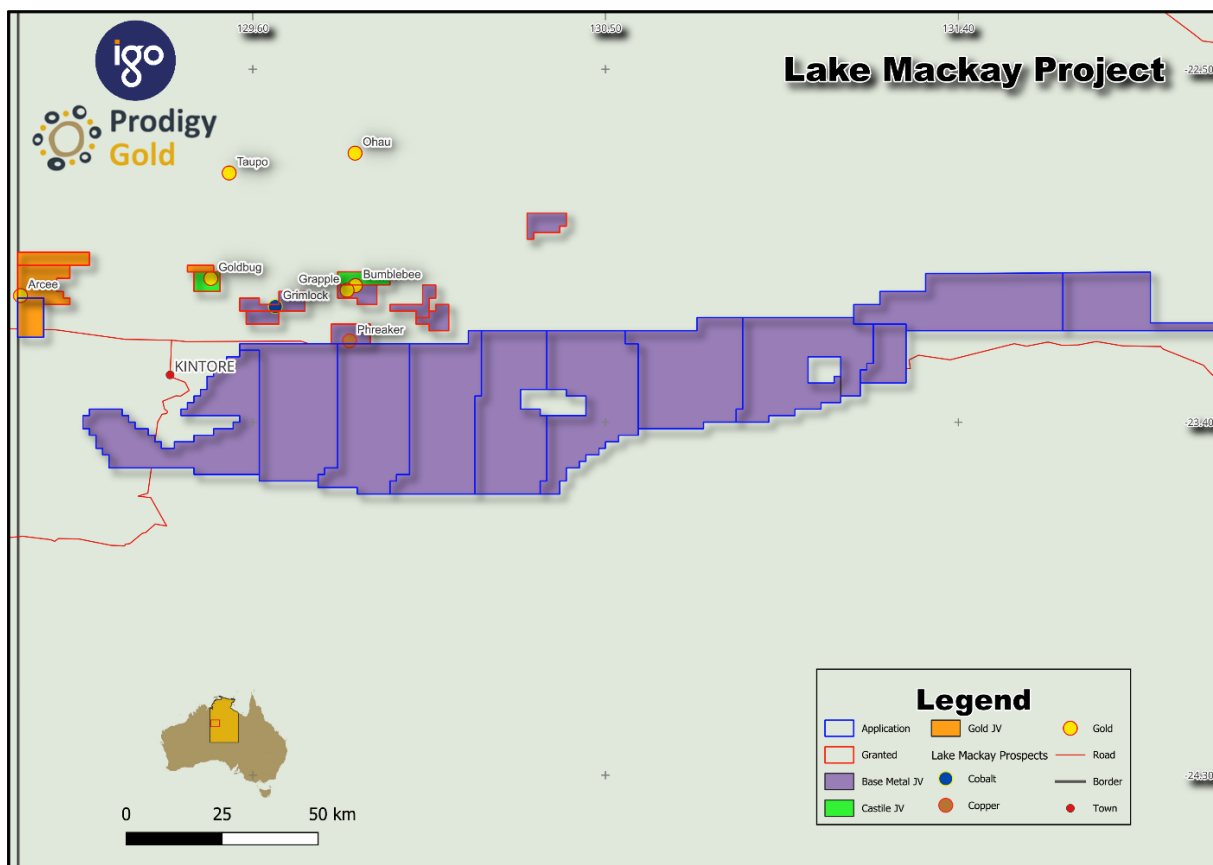


Figure 7 Lake Mackay JV tenements

## Barrow Creek JV (Australasian Metals) - 10% PRX

No field work was completed on the Barrow Creek Project during the reporting period.

## Environmental, Social and Governance

The Prodigy Gold ESG report was released on 19 August 2025 updating investors of Prodigy Gold's ESG performance for the last 12 months.

No significant incidents have been reported for this period.

## Capital Raising

During July 2025, the Company completed a partially underwritten non-renounceable entitlement offer of one (1) new fully paid ordinary share in Prodigy Gold (**Share**) for every one (1) Share held (**Entitlement Offer**), as well as a subsequent placement (**Placement**) to Plutus Prospecting Pty Ltd (**Plutus**).

Major shareholder, APAC Resources Limited (APAC) and Plutus both partially underwrote the Entitlement Offer and the Company expresses its gratitude for their support.

All directors holding shares in the Company participated in the Entitlement Offer.

Prodigy Gold raised gross total combined funds (before expenses) of approximately \$7,133,614 under the Entitlement Offer and Placement, providing Prodigy Gold with significant capital to undertake exploration and project development.

### **Capital Structure**

At quarter end the Company had a total of 6,741,862,684 fully paid ordinary shares and 964,643,338 unlisted options on issue.

Substantial holders as at 30 September changed to:

<b>Shareholders</b>	<b>Number of Ordinary Shares</b>	<b>% Held of Issued Ordinary Capital</b>
APAC Resources Limited & Allied Properties Investments (1) Company Limited	2,067,200,481	30.66
Plutus Prospecting Pty Ltd	1,341,630,674	19.90
Jetosea Pty Ltd	1,153,783,446	17.11

### **Board Changes**

Plutus, as part of the underwriting agreement of the Entitlement Offer, had the right to appoint one non-executive director to the Board of Prodigy Gold for as long as Plutus holds a voting power of at least 10% in the Company.

Subsequent to the completion of the Entitlement Offer Plutus nominated Ben Lin and the board appointed him non-executive director of the Company effective 19 August 2025.

Mr Lin has worked extensively with multi-national capital funds and conglomerates, leading complex transactions and large-scale project delivery. He is experienced in strategic capital allocation, corporate governance, and stakeholder engagement. The Company looks forward to working with him on progressing the Company strategy.

### **Sale of Unmarketable Parcels**

Prodigy Gold commenced the process to facilitate the sale of all of the fully paid ordinary shares in the Company that are an unmarketable parcel, being a parcel of shares that is worth less than \$500.

Minority members had the option to notify Prodigy Gold in writing that they wish to retain the shares by providing a retention notices by 10 October 2025.

Petra Capital subsequently completed the process of selling the Unmarketable Parcels.

### **Proposed Share Consolidation**

The Company announced that it intends to undertake a consolidation of its capital on a 1 for 20 basis, subject to receiving shareholder approval at Prodigy Gold's Annual General Meeting to be held on 21 October 2025.

### **Cash Position**

As at 30 September 2025, Prodigy Gold had A\$6.7 Million in available cash and has no debt.

Payments reported in the Appendix 5B under section 6.1 consist of remuneration paid to executive and non-executive directors of the Company, including PAYG and superannuation, on a cash basis.

**For further information contact:**

**Mark Edwards**  
**Managing Director**  
+61 8 9423 9777

**About Prodigy Gold NL**

Prodigy Gold has a one million ounce Mineral Resource inventory located in the proven multi-million-ounce Tanami Gold Province. Prodigy Gold is currently focused on the development of the Tanami North Deposits, including the Hyperion and Tregony Deposits, with further work required to understand the potential at the Twin Bonanza Project, including the Buccaneer and Old Pirate Deposits. The key strategic plan for Prodigy Gold over the coming 2 years includes:

- Complete mining studies on all Mineral Resources to determine the best path forward for the development of these assets
- Complete all environmental approvals for Old Pirate and Hyperion to ensure mining production, if viable, can commence as early as possible
- Assess the potential for approvals at Tregony and Buccaneer considering the progression of these projects to development
- Review potential exploration targets in close proximity to the current reported Mineral Resources in the Tanami North and Tanami West Project areas with a view of supporting the updated mining plans
- Systematic evaluation of all of Prodigy Gold targets to determine next steps with either further exploration, divestment, alternate commodity JV's or tenement relinquishment
- Support current joint venture partners to expedite discovery on their projects

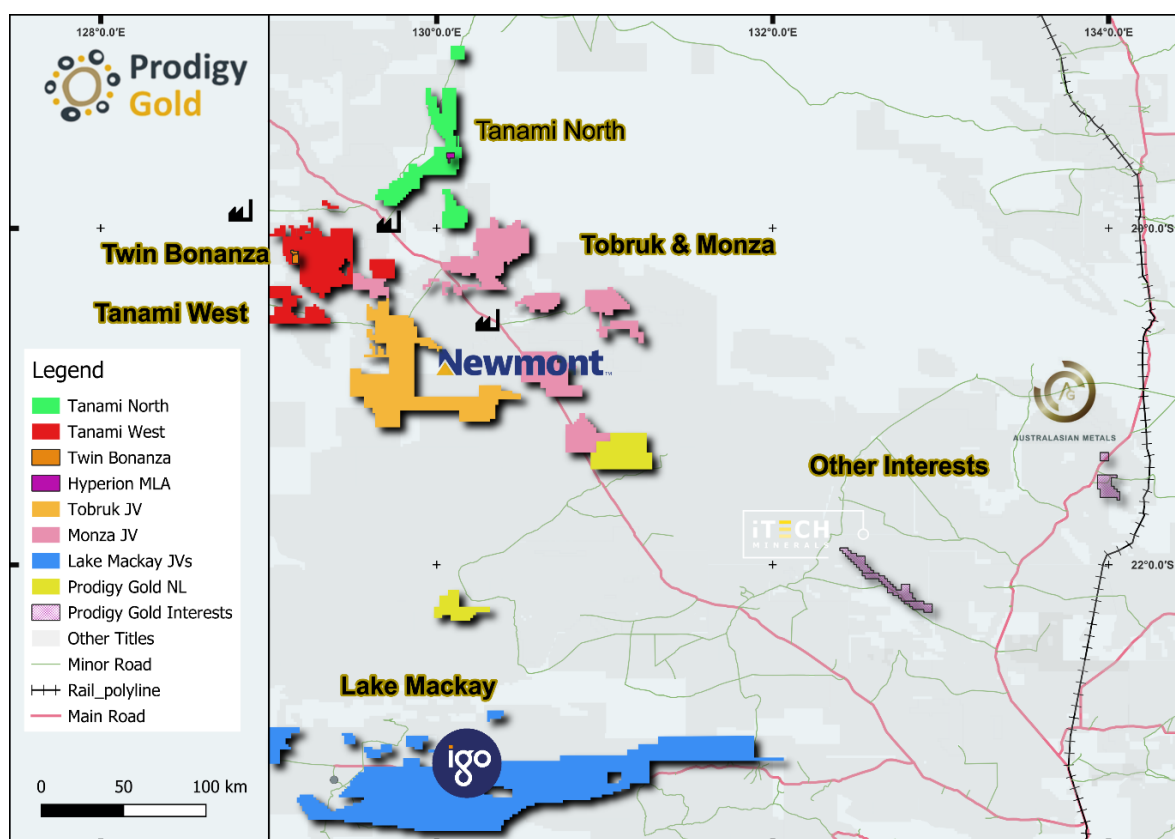


Figure 8 Prodigy Gold major project areas

## Competent Person's Statement for Mineral Resources

The information in this announcement relating to Mineral Resources from Buccaneer, Tregony, Hyperion and Old Pirate is based on information reviewed and checked by Mr. Mark Edwards. Mr. Edwards is a Fellow of the Australasian Institute of Mining and Metallurgy (AusIMM – Membership number 220787) and Member of the Australian Institute of Geoscientists (AIG – Membership number 3655) and has sufficient experience relevant to the style of mineralisation and type of deposits under consideration and to the activity he is undertaking to qualify as a Competent Person as defined in the 2012 Edition of the Australasian Code for Reporting of Exploration Results, Mineral Resources and Ore Reserves (the "2012 JORC Code"). Mr. Edwards is a full-time employee of the Company in the position of Managing Director and consents to the inclusion of the Mineral Resources in the form and context in which they appear. Mr. Edwards also visited each project site during July 2023, September 2024 and April 2025.

The Company confirms that it is not aware of any new information or data that materially affects the Mineral Resources as reported on the 3 June 2025, 2 April 2025, 11 August 2023 and 19 August 2016, and the assumptions and technical parameters underpinning the estimates in the 3 June 2025, 2 April 2025, 11 August 2023 and 19 August 2016 releases continue to apply and have not materially changed.

The information in this report that relates to Mineral Resources for Tregony was previously released to the ASX on the 3 June 2025 – Updated Mineral Resource for Tregony Gold Deposit. This document can be found at [www.asx.com.au](http://www.asx.com.au) (Stock Code: PRX) and at [www.prodigygold.com.au](http://www.prodigygold.com.au). The 3 June 2025 release fairly represents data, geological modelling, grade estimation and Mineral Resource estimates completed by Mr. Mark Edwards who is a Fellow of the Australasian Institute of Mining and Metallurgy and Member of the Australian Institute of Geoscientists. At the time of the 3 June 2025 release Mr. Edwards was a full-time employee of Prodigy Gold. Mr. Edwards has previously provided written consent for the 3 June 2025 release.

The information in this report that relates to Mineral Resources for Hyperion was previously released to the ASX on the 2 April 2025 – Hyperion Gold Deposit Mineral Resource Update. This document can be found at [www.asx.com.au](http://www.asx.com.au) (Stock Code: PRX) and at [www.prodigygold.com.au](http://www.prodigygold.com.au). The 2 April 2025 release fairly represents data, geological modelling, grade estimation and Mineral Resource estimates completed by Mr. Mark Edwards who is a Fellow of the Australasian Institute of Mining and Metallurgy. At the time of the 2 April 2025 release Mr. Edwards was a full-time employee of Prodigy Gold. Mr. Edwards has previously provided written consent for the 2 April 2025 release.

The information in this report that relates to the Mineral Resources for Buccaneer was previously released to the ASX on the 11 August 2023 –Buccaneer Mineral Resource Update. This document can be found at [www.asx.com.au](http://www.asx.com.au) (Stock Code: PRX) and at [www.prodigygold.com.au](http://www.prodigygold.com.au). It fairly represents information compiled by Mr. Shaun Searle who is a Member of the Australasian Institute of Geoscientists and reviewed by Mr. Mark Edwards who is a Fellow of the Australasian Institute of Mining and Metallurgy. Mr. Edwards is the Mineral Resource Competent Person for this estimate. At this time of publication Mr. Edwards was a full-time employee of Prodigy Gold and Mr. Searle is a full-time employee of Ashmore Advisory Pty Ltd. Mr. Edwards and Mr Searle had previously provided written consent for the 11 August 2023 release.

The information in this report that relates to Mineral Resources for Old Pirate was previously released to the ASX on the 19 August 2016 – Old Pirate Updated Mineral Resource Estimate. This document can be found at [www.asx.com.au](http://www.asx.com.au) (Stock Code: PRX) and at [www.prodigygold.com.au](http://www.prodigygold.com.au). The 19 August 2016 release fairly represents information reviewed by Mr. David Williams, a Competent Person who is a Member of the Australasian Institute of Mining and Metallurgy. At the time of the 19 August 2016 release Mr. Williams was a full-time employee of CSA Global Pty Ltd. Mr. Williams has previously provided written consent for the 19 August 2016 release.

## Competent Person's Statement for Exploration Results

The information in this report relating to exploration targets and exploration results is based on information reviewed and checked by Mr Mark Edwards, FAusIMM, MAIG. Mr. Edwards is a Fellow of the Australasian Institute of Mining and Metallurgy (AusIMM) and a Member of the Australasian Institute of Geoscientists (AIG). Mr Edwards is a full-time employee of Prodigy Gold NL and has sufficient experience which is relevant to the style of mineralisation and type of deposits under consideration and to the activity which he is undertaking to qualify as a Competent Person as defined in the 2012 edition of the "Australasian Code for Reporting Exploration Results, Mineral Resources and Ore Reserves". Mr Edwards consents to the inclusion in the documents of the matters based on this information in the form and context in which it appears.

The Company confirms that it is not aware of any new information or data that materially affects the information included in the original market announcement and, in the case of estimates of Mineral Resources that all material assumptions and technical parameters underpinning the estimates in the relevant market announcement continue to apply and have not materially changed. The Company confirms that the form and context in which the Competent Person's findings are presented have not been materially modified from the original market announcement.

Refer to previous Company ASX announcements for full resource estimation details, drill hole details, and intercept calculations. Prodigy Gold NL confirms that it is not aware of any new information or data that materially affects the information included in the original market announcement and that all material assumptions and technical parameters underpinning the estimates included in referenced previous market announcements continue to apply and have not materially changed.

The relevant announcements for the information in this report relate to previous ASX announcements relating to ASX Exploration Result and Exploration Targets are noted below:

Announcement Date	Announcement Title	Competent Person	At the time of release full-time employee of	Membership	Membership status
13.10.2025	Exploration Update – IP Survey Results and RC Drilling Completed on the Tanami North Project	Mr Mark Edwards	Prodigy Gold NL	AusIMM AIG	Fellow Member
28.08.2025	Exploration Update 2025 Field Work Commenced on the Tanami North Project	Mr Mark Edwards	Prodigy Gold NL	AusIMM AIG	Fellow Member
19.08.2025	Annual Mineral Resource Statement - 2025	Mr Mark Edwards	Prodigy Gold NL	AusIMM AIG	Fellow Member
04.12.2024	Mineral Lease Application Lodged for Hyperion	Mr Mark Edwards	Prodigy Gold NL	AusIMM AIG	Fellow Member
30.08.2023 ASX:TAM	Mineral Resource Updates Completed for Gold Deposits in the Molech Area	Mr Graeme Thompson	MoJoe Mining Pty Ltd	AusIMM	Member
24.11.2022 ASX:TAM	Mineral Resource updates completed for five gold deposits on the Central Tanami Project Joint Venture Yields 1.5M ounces	Mr Graeme Thompson	MoJoe Mining Pty Ltd	AusIMM	Member
08/06/2011 ASX:TAM	Tanami Lifts Gold Resources to 2.3Moz and Unveils a 400,000oz Ore Reserve	Mr Bill Makar, Mr Michael Thomson Mr Steven Nicholls Mrs Claire Hillyard Mr Peter Bell	Tanami Gold - Consultant Tanami Gold Tanami Gold Tanami Gold – Contractor Datageo Geol Consultants	AusIMM AusIMM AIG AusIMM AusIMM	Member Member Member Member Member

## References

Crawford, A. F., Thedaud, N., Masurel, Q., & Maidment, D. W. (2024). Geology and regional setting of the Oberon gold deposit, Tanami Region. *Northern Territory Geological Survey AGES 2024 Conference* (pp. 83-87). Alice Springs: Northern Territory Geological Survey.

Consensus Economics Inc. (2023). *Energy Metals & Agriculture Consensus Forecasts - June Report*. London: Consensus Economics Inc.

Consensus Economics Inc. (2025). *Energy Metals & Agriculture Consensus Forecasts - March Report*. London: Consensus Economics Inc.

## Appendix 5B

### Mining exploration entity or oil and gas exploration entity quarterly cash flow report

Name of entity

Prodigy Gold NL

ABN

58 009 127 020

Quarter ended ("current quarter")

September 2025

Consolidated statement of cash flows	Current quarter \$A'000	Year to date (3 months) \$A'000
<b>1. Cash flows from operating activities</b>		
1.1 Receipts from customers (expenditure refunds from tenements under agreement)		
1.2 Payments for		
(a) exploration & evaluation	(1,223)	(1,223)
(b) development		
(c) production		
(d) staff costs	(140)	(140)
(e) administration and corporate costs	(182)	(182)
1.3 Dividends received (see note 3)		
1.4 Interest received	61	61
1.5 Interest and other costs of finance paid	(5)	(5)
1.6 Income taxes paid		
1.7 Government grants and tax incentives		
1.8 Other (provide details if material)	2	2
<b>1.9 Net cash from / (used in) operating activities</b>	<b>(1,487)</b>	<b>(1,487)</b>
<b>2. Cash flows from investing activities</b>		
2.1 Payments to acquire or for:		
(a) entities		
(b) tenements		
(c) property, plant and equipment	(19)	(19)
(d) exploration & evaluation		
(e) investments		
(f) other non-current assets		

## Mining exploration entity or oil and gas exploration entity quarterly cash flow report

Consolidated statement of cash flows		Current quarter \$A'000	Year to date (3 months) \$A'000
2.2	Proceeds from the disposal of:		
	(a) entities		
	(b) tenements		
	(c) property, plant and equipment		
	(d) investments		
	(e) other non-current assets		
2.3	Cash flows from loans to other entities		
2.4	Dividends received (see note 3)		
2.5	Other (provide details if material)		
<b>2.6</b>	<b>Net cash from / (used in) investing activities</b>	<b>(19)</b>	<b>(19)</b>

<b>3.</b>	<b>Cash flows from financing activities</b>		
3.1	Proceeds from issues of equity securities (excluding convertible debt securities)	7,134	7,134
3.2	Proceeds from issue of convertible debt securities		
3.3	Proceeds from exercise of options		
3.4	Transaction costs related to issues of equity securities or convertible debt securities	(123)	(123)
3.5	Proceeds from borrowings		
3.6	Repayment of borrowings		
3.7	Transaction costs related to loans and borrowings		
3.8	Dividends paid		
3.9	Other (cash bond for environmental guarantee paid and received)	(47)	(47)
<b>3.10</b>	<b>Net cash from / (used in) financing activities</b>	<b>6,964</b>	<b>6,964</b>

## Mining exploration entity or oil and gas exploration entity quarterly cash flow report

<b>4.</b>	<b>Net increase / (decrease) in cash and cash equivalents for the period</b>		
4.1	Cash and cash equivalents at beginning of period	1,198	1,198
4.2	Net cash from / (used in) operating activities (item 1.9 above)	(1,487)	(1,487)
4.3	Net cash from / (used in) investing activities (item 2.6 above)	(19)	(19)
4.4	Net cash from / (used in) financing activities (item 3.10 above)	6,964	6,964
4.5	Effect of movement in exchange rates on cash held		
<b>4.6</b>	<b>Cash and cash equivalents at end of period</b>	<b>6,656</b>	<b>6,656</b>

<b>5.</b>	<b>Reconciliation of cash and cash equivalents</b> at the end of the quarter (as shown in the consolidated statement of cash flows) to the related items in the accounts	<b>Current quarter \$A'000</b>	<b>Previous quarter \$A'000</b>
5.1	Bank balances	6,656	1,198
5.2	Call deposits		
5.3	Bank overdrafts		
5.4	Other (provide details)		
<b>5.5</b>	<b>Cash and cash equivalents at end of quarter (should equal item 4.6 above)</b>	<b>6,656</b>	<b>1,198</b>

<b>6.</b>	<b>Payments to related parties of the entity and their associates</b>	<b>Current quarter \$A'000</b>
6.1	Aggregate amount of payments to related parties and their associates included in item 1 Director fees and salaries (incl. superannuation) on a cash basis	117
6.2	Aggregate amount of payments to related parties and their associates included in item 2	
<i>Note: if any amounts are shown in items 6.1 or 6.2, your quarterly activity report must include a description of, and an explanation for, such payments.</i>		

## Mining exploration entity or oil and gas exploration entity quarterly cash flow report

<b>7. Financing facilities</b>	<b>Total facility amount at quarter end \$A'000</b>	<b>Amount drawn at quarter end \$A'000</b>
<i>Note: the term "facility" includes all forms of financing arrangements available to the entity. Add notes as necessary for an understanding of the sources of finance available to the entity.</i>		
7.1 Loan facilities	NIL	NIL
7.2 Credit standby arrangements		
7.3 Other (Guarantee Facility) <sup>1</sup>	2,346	2,346
7.4 <b>Total financing facilities</b>	2,346	2,346
7.5 <b>Unused financing facilities available at quarter end</b>		-
7.6 Include in the box below a description of each facility above, including the lender, interest rate, maturity date and whether it is secured or unsecured. If any additional financing facilities have been entered into or are proposed to be entered into after quarter end, include a note providing details of those facilities as well.		
<sup>1</sup> Prodigy Gold has guarantee facilities with the ANZ and CBA which do not require any security to be granted over the Company's assets. No interest is payable for the facilities as the funds drawn are fully cash-backed. Related fees are part of expenditure under point 1.5.		

<b>8. Estimated cash available for future operating activities</b>	<b>\$A'000</b>
8.1 Net cash from / (used in) operating activities (item 1.9)	(1,487)
8.2 (Payments for exploration & evaluation classified as investing activities) (item 2.1(d))	
8.3 Total relevant outgoings (item 8.1 + item 8.2)	(1,487)
8.4 Cash and cash equivalents at quarter end (item 4.6)	6,656
8.5 Unused finance facilities available at quarter end (item 7.5)	
8.6 Total available funding (item 8.4 + item 8.5)	6,656
8.7 <b>Estimated quarters of funding available (item 8.6 divided by item 8.3)</b>	4.48
<i>Note: if the entity has reported positive relevant outgoings (ie a net cash inflow) in item 8.3, answer item 8.7 as "N/A". Otherwise, a figure for the estimated quarters of funding available must be included in item 8.7.</i>	
8.8 If item 8.7 is less than 2 quarters, please provide answers to the following questions:	
8.8.1 Does the entity expect that it will continue to have the current level of net operating cash flows for the time being and, if not, why not?	
Answer:	
8.8.2 Has the entity taken any steps, or does it propose to take any steps, to raise further cash to fund its operations and, if so, what are those steps and how likely does it believe that they will be successful?	
Answer:	
8.8.3 Does the entity expect to be able to continue its operations and to meet its business objectives and, if so, on what basis?	
Answer:	
<i>Note: where item 8.7 is less than 2 quarters, all of questions 8.8.1, 8.8.2 and 8.8.3 above must be answered.</i>	

## Compliance statement

- 1 This statement has been prepared in accordance with accounting standards and policies which comply with Listing Rule 19.11A.
- 2 This statement gives a true and fair view of the matters disclosed.

Date: 20 October 2025

Authorised by: The Board of Directors  
(Name of body or officer authorising release – see note 4)

## Notes

1. This quarterly cash flow report and the accompanying activity report provide a basis for informing the market about the entity's activities for the past quarter, how they have been financed and the effect this has had on its cash position. An entity that wishes to disclose additional information over and above the minimum required under the Listing Rules is encouraged to do so.
2. If this quarterly cash flow report has been prepared in accordance with Australian Accounting Standards, the definitions in, and provisions of, *AASB 6: Exploration for and Evaluation of Mineral Resources* and *AASB 107: Statement of Cash Flows* apply to this report. If this quarterly cash flow report has been prepared in accordance with other accounting standards agreed by ASX pursuant to Listing Rule 19.11A, the corresponding equivalent standards apply to this report.
3. Dividends received may be classified either as cash flows from operating activities or cash flows from investing activities, depending on the accounting policy of the entity.
4. If this report has been authorised for release to the market by your board of directors, you can insert here: "By the board". If it has been authorised for release to the market by a committee of your board of directors, you can insert here: "By the [name of board committee – eg Audit and Risk Committee]". If it has been authorised for release to the market by a disclosure committee, you can insert here: "By the Disclosure Committee".
5. If this report has been authorised for release to the market by your board of directors and you wish to hold yourself out as complying with recommendation 4.2 of the ASX Corporate Governance Council's *Corporate Governance Principles and Recommendations*, the board should have received a declaration from its CEO and CFO that, in their opinion, the financial records of the entity have been properly maintained, that this report complies with the appropriate accounting standards and gives a true and fair view of the cash flows of the entity, and that their opinion has been formed on the basis of a sound system of risk management and internal control which is operating effectively.

Summary of Mining Tenements as at 30 September 2025

Area of Interest	Tenement	Group's Interest	Tenement Status	Comments/Status Changes During the Quarter
<b>NORTHERN TERRITORY</b>				
<b>TANAMI</b>				
Tanami West	EL23659	100	granted	Previously Bluebush Project
	EL24436	100	granted	Previously Bluebush Project
	EL27127	100	granted	Previously Bluebush Project
	EL27589	100	granted	Previously Bluebush Project
	EL28327	100	granted	Previously Bluebush Project
	EL29860	100	granted	Previously Bluebush Project
	EL31288	100	granted	Previously Bluebush Project
	EL31290	100	granted	Previously Bluebush Project
	EL31291	100	granted	Previously Bluebush Project
	EL28322	100	granted	Previously Bonanza Project
	EL28325	100	granted	Previously Bonanza Project
	EL28394	100	granted	Previously Bonanza Project
	EL31289	100	granted	Previously Bonanza Project
	EL33724	100	granted	Previously Bonanza Project
	ML29822	100	granted	Previously Bonanza Project
ML33459	100	granted	Previously Bonanza Project	
EL30814	100	application	Previously Bonanza Project	
Tanami Ngungaju JV <sup>(1)</sup>	EL26628	90	granted	
	EL29828	90	granted	
	EL26627	90	application	
Tanami North	EL9250	100	granted	Previously Hyperion Project
	EL27125	100	granted	Previously Hyperion Project
	EL27979	100	granted	Previously Hyperion Project
	EL31331	100	granted	Previously Hyperion Project
	EL31530	100	granted	Previously Hyperion Project
	EL32055	100	granted	Previously Hyperion Project
	EL26623	100	application	Previously Hyperion Project
	EL32056	100	application	Previously Hyperion Project
	EL33487	100	application	Previously Hyperion Project
ML34047	100	application	Previously Hyperion Project	
Abroholos	EL29833	100	application	
Tobruk <sup>(2)</sup>	EL25156	100	granted	
	EL25191	100	granted	
	EL25192	100	granted	
	EL28785	100	granted	
	EL29832	100	granted	
	EL30270	100	application	
	EL30274	100	application	
	EL32057	100	application	
Monza JV <sup>(3)</sup>	EL25845	100	granted	
	EL26590	100	granted	
	EL26591	100	granted	
	EL26613	100	granted	
	EL26615	100	granted	
	EL26618	100	granted	
	EL26673	100	granted	
	EL29834	100	application	
	EL30271	100	application	
	EL30272	100	application	
	EL30273	100	application	
	EL30283	100	application	
EL30944	100	application		

For personal use only

Area of Interest	Tenement	Group's Interest	Tenement Status	Status Changes During the Quarter
<b>LAKE MACKAY</b>				
<i>Tekapo</i>	EL28682	100	application	
<i>Lake Mackay Gold JV <sup>(4)</sup></i>	EL25146	70	granted	
	EL31234	70	granted	
	EL31913	70	application	
<i>Castile JV <sup>(5)</sup></i>	EL31794	60	granted	
<i>Lake Mackay Base Metal JV <sup>(6)</sup></i>	EL24915	30	granted	Previously Warumpi Project
	EL30730	30	granted	Previously Warumpi Project
	EL30731	30	granted	Previously Warumpi Project
	EL31721	30	application	Previously Warumpi Project
	EL31722	30	application	Previously Warumpi Project
	EL32095	30	application	Previously Warumpi Project
	EL32096	30	application	Previously Warumpi Project
	EL32097	30	application	Previously Warumpi Project
	EL32098	30	application	Previously Warumpi Project
	EL32099	30	application	Previously Warumpi Project
	EL32100	30	application	Previously Warumpi Project
	EL32101	30	application	Previously Warumpi Project
	EL32102	30	application	Previously Warumpi Project
	EL32103	30	Application	Previously Warumpi Project
<b>NORTH ARUNTA</b>				
<i>Australasian Gold JV <sup>(7)</sup></i>	EL28515	10	granted	Australasian Metals Limited
	EL29724	10	granted	Australasian Metals Limited

- 1) Joint Venture with Ngungaju Lithium Operations Pty Ltd 10% / Prodigy Gold 90%
- 2) Farm-in and Joint Venture Agreement with Newmont Exploration Pty Ltd earning up to a 70% interest in the tenements
- 3) Farm-in and Joint Venture Agreement with Newmont Exploration Pty Ltd earning up to an 80% interest in the tenements
- 4) Joint Venture with Prodigy Gold 70% / IGO Limited 30%
- 5) Joint Venture between Castile Resources Pty Ltd (14%), IGO Limited (26%) and Prodigy Gold (60%)
- 6) Joint Venture with IGO Limited 70% / Prodigy Gold 30%
- 7) Joint Venture with Australasian Metals Limited 90% / Prodigy Gold 10%