

# ANNUAL REPORT

2025

For personal use only



**ALKANE**  
RESOURCES LTD

# Corporate Directory

ACN 000 689 216 | ABN 35 000 689 216

## Directors

A Quinn	Non-Executive Chair (appointed 5 August 2025)
I J Gandel	Non-Executive Director (resigned Non-Executive Chair 5 August 2025)
N P Earner	Managing Director and Chief Executive Officer
B Mills	Non-Executive Director (appointed 5 August 2025)
F Bouchier	Non-Executive Director (appointed 5 August 2025)
D I Chalmers	Technical Director (resigned 5 August 2025, now Alkane Technical Advisor)
A D Lethlean	Non-Executive Director (resigned 5 August 2025)
G M Smith	Non-Executive Director (resigned 5 August 2025)

## Joint Company Secretaries

D Wilkins	
J Carter	(resigned 17 October 2024)
J Beckett	(appointed 17 October 2024)

## Registered office and principal place of business

Level 4, 66 Kings Park Road, West Perth WA 6005  
Telephone: +61 8 9227 5677

## Share register

**Automatic Pty Ltd** (up to 4 August 2025)  
Level 5, 126 Phillip Street, Sydney NSW 2000

## Computershare Investor Services Pty Ltd (from 4 August 2025)

Australia:  
Level 17, 221 St Georges Terrace, Perth WA 6000  
[computershare.com/au](https://computershare.com/au)

Canada:  
14th Floor, 320 Bay Street, Toronto ON M5H 4A6  
[computershare.com/ca/en](https://computershare.com/ca/en)

## Auditor

**PricewaterhouseCoopers**  
Brookfield Place, 125 St Georges Terrace, Perth WA 6000

## Stock exchange listing

Alkane Resources Ltd shares are listed on the  
Australian Securities Exchange (Perth) (ASX: ALK),  
the OTC Markets (OTC: ALKEF)  
and Toronto Stock exchange (TSX: ALK)  
Ordinary fully paid shares

## Contact

Website: [alkres.com](https://alkres.com) | Email: [info@alkres.com](mailto:info@alkres.com)

## Disclaimer

This report contains certain forward-looking statements and forecasts, including possible or assumed reserves and resources, production levels and rates, costs, prices, future performance or potential growth of Alkane Resources Ltd, industry growth or other trend projections. Such statements are not a guarantee of future performance and involve unknown risks and uncertainties, as well as other factors which are beyond the control of Alkane Resources Ltd. Actual results and developments may differ materially from those expressed or implied by these forward-looking statements depending on a variety of factors. Nothing in this report should be construed as either an offer to sell or a solicitation of an offer to buy or sell securities.

This document has been prepared in accordance with the requirements of Australian securities laws, which may differ from the requirements of United States and other country securities laws. Unless otherwise indicated, all Ore Reserve and Mineral Resource estimates included or incorporated by reference in this document have been, and will be, prepared in accordance with the JORC classification system of the Australasian Institute of Mining and Metallurgy, and Australian Institute of Geosciences.

# Contents

About Alkane	4	<b>Financial Report</b>	<b>63</b>
Annual Highlights	6	Directors' Report	64
Alkane Board	8	Auditor's Independence Declaration	88
Message from the Chair	10	Financial Statements	89
Alkane's Producing Assets	12	Consolidated Financial Statements	91
		Notes to the Consolidated Financial Statements	95
		Directors' Declaration	129
<b>Business Review</b>	<b>13</b>	Consolidated Entity Disclosure Statement	130
Tomingley	14	Independent Auditor's Report	131
Boda-Kaiser	16		
Exploration in NSW	18	<b>Additional Information</b>	<b>137</b>
		Shareholder Information	138
<b>Mineral Resources and Ore Reserves</b>	<b>23</b>	Corporate Governance Statement	139
		Mining Tenements	140
<b>Sustainability Report</b>	<b>31</b>		
Sustainability at Alkane	32		
Governance	34		
Our People	37		
Communities	44		
Environment	54		

# About Alkane

We are an Australia-based resources group with interests in gold, antimony and copper and three operating mines across Australia and Sweden.

**Alkane Resources Ltd** is the parent entity of the Alkane group, a gold and antimony producer in Australia and Sweden.

Our wholly owned producing assets are the **Tomingley** open pit and underground gold mine southwest of Dubbo in Central West New South Wales (around 310km northwest of Sydney), the **Costerfield** gold and antimony underground mining operation northeast of Heathcote in Central Victoria (around 105km north of Melbourne), and the **Björkdal** underground gold mine northwest of

Skellefteå in Sweden (approximately 750km north of Stockholm).

Alkane also owns the very large gold-copper porphyry **Boda-Kaiser Project** in Central West New South Wales and holds several highly prospective gold and copper tenements in Central West New South Wales.

Alkane is headquartered in Perth, Western Australia. The company was incorporated in 1969 and merged with Mandalay Resources in August 2025.



## Merger with Mandalay Resources

On 5 August 2025, Alkane completed a merger of equals with Mandalay Resources, formerly a Canada-based natural resource company with producing assets in Australia and Sweden. The transaction has created a diversified gold and antimony producer with three operating mines and a strong balance sheet.

The well-established and stable production from Costerfield and Björkdal will complement the expanding production from Tomingley. As a mid-tier producer, the combined company is better positioned to pursue growth opportunities, such as seeking a

joint-venture partner to assist in the development of the Boda-Kaiser Project.

Alkane Managing Director and Chief Executive Officer, Nic Earner, continues to lead the Australia-based executive team of the combined company, which has a new Board of Directors (see page 8).

The Board is committed to further increasing value for our shareholders and strengthening Alkane for the long term. We look forward to announcing our revised and updated strategy in due course.

Diversified production of  
**161koz AuEq**  
 in FY2025, growing  
 further in FY2026\*

**Improved capital  
 market positioning**  
 anticipated to drive  
 valuation re-rate.

(Market cap. ~A\$1 billion)

**Combined Board**  
 with deep markets,  
 operational and industry  
 experience

\*FY2025 production = Mandalay prior results and calendar half-year update from Mandalay 9 July 2025 news release and Alkane fiscal year update from ALK Announcement 7 July 2025. Gold equivalent ounces produced calculated by multiplying production quantities of gold and antimony in period by respective average market prices of the commodities in period, adding amounts to get a 'total contained value based on market price', and then dividing that total contained value by average market price of gold in the period. The source for Au price is lbma.org.uk, and Sb price is metalbulletin.com. 2026 production estimate = consensus broker analyst estimates for Mandalay (calendar year) and Alkane (fiscal year).

# Annual Highlights

For personal use only



Gold poured at Tomingley

## Corporate

Profit after tax of

**A\$33M**

(FY2024: \$17.7M)

Cash, Bullion and listed investments of

**\$68.3M**

at 30 June 2025

(FY2024: \$54.5M)

Gold revenue of

**\$262.4M**

(FY2024: \$173.0M)

**69,774oz**

gold sold at

**\$3,770** per oz

(FY2024: 57,592oz gold sold at \$3,004 per oz)

## Operations

**70,120oz**

gold poured (Tomingley)  
at an AISC of

**A\$2,560** per oz

(FY2024: 57,217oz gold poured at an AISC of  
A\$2,137 per oz)

Operating cashflow of

**\$94.0M**

for the year

(FY2024: \$64.8M)

Commissioned Tomingley

**paste plant** and  
**flotation &**  
**fine grind circuit**

Tomingley introduced a fleet of new

**CAT 2900XE**

underground loaders

## Exploration and Growth

Announced intended merger  
of equals with

**Mandalay**  
**Resources**

(completed 5 August 2025)

Released a Boda-Kaiser Project

**Scoping Study**

**26,000m drilled**

at exploration prospects in NSW  
(276 holes)

(FY2024: 75,235m)

Diamond core drilling at Tomingley  
yielded multiple

**ore-grade**  
**intercepts**

at depth outside existing  
resource models

# Alkane Board

## Directors

On completion of the merger with Mandalay Resources on 5 August 2025, four new directors were appointed following the resignation of three incumbent Alkane directors.


Andrew Quinn, a chartered mining engineer and highly credentialed investment banking and mining industry veteran, was appointed independent Non-Executive Chair. The balance of the Board combines two former directors of Mandalay and two incumbent directors of Alkane, including Nic Earner as Managing Director and Chief Executive Officer. (Former Mandalay director, Dominic Duffy, resigned 14 October 2025.)



### Andrew Quinn

BSc Mineral Exploitation (Mining)  
**Non-Executive Chair** (appointed 5 August 2025)

Mr Quinn is a chartered mining engineer and a highly experienced investment banker and company director.



### Ian Gandel

LLB, BEc, FCPA, FAICD  
**Non-Executive Director** (appointed 24 July 2006 and Chair 1 September 2017; resigned as Chair 5 August 2025)


The former Chair of Alkane, Mr Gandel is a retail-sector businessman and long-term investor in the mining industry.



### Nic Earner

BEng (Chemical)  
**Managing Director and Chief Executive Officer** (appointed 1 September 2017)

Mr Earner is a chemical engineer and mining executive with 30 years of experience in technical and operational optimisation and management.



### Bradford Mills

MSc (Geology and Mineral Economics)  
**Non-Executive Director** (appointed 5 August 2025)

The former Chair of Mandalay (2017 to 2025), Mr Mills has over 40 years of executive, board governance and investment experience in the global resources industry.



### **Frazer Bouchier**

MASc Eng

**Non-Executive Director** (appointed 5 August 2025)

Former president, CEO and director of Mandalay (2023 to 2025), Mr Bouchier is a registered professional engineer with over 36 years of operational and executive leadership experience in the Canadian and international mining industry.

## **Directors in FY2025**

### **Ian Gandel**

Chair (appointed director 24 July 2006 and Chair 1 September 2017; resigned as Chair 5 August 2025)

### **Nic Earner**

Managing Director and Chief Executive Officer (appointed 1 September 2017)

### **David Ian Chalmers**

Technical Director (appointed Managing Director in 2006; resigned as Managing Director 31 August 2017; appointed Technical Director 1 September 2017; resigned as Technical Director 5 August 2025)

### **Anthony Dean Lethlean**

Non-Executive Director (appointed director 30 May 2002; resigned as director 5 August 2025)

### **Gavin Murray Smith**

Non-Executive Director (appointed director 29 November 2017; resigned as director 5 August 2025)



FY2025 Board: Tony Lethlean, Ian Chalmers, Ian Gandel, Gavin Smith, Nic Earner

## Message from the former Chair

### Welcome to the Alkane Resources Annual Report to shareholders for 2025.

Following Alkane's merger with Mandalay Resources post-year-end in August, our company has entered an exciting new era as a diversified gold and antimony producer. Underpinned by three wholly owned producing assets in Tomingley, Costerfield and Björkdal, and with the promising Boda-Kaiser Project at the scoping stage, the Alkane group is poised for further growth.

The transaction with Mandalay was made possible by the sustained excellent performance of Tomingley Gold Mine for almost a decade and the immense potential of Boda-Kaiser and the broader Northern Molong Porphyry Project.

Tomingley continued to perform well in FY2025, producing 70,120 ounces of gold and completing the first phase of capital growth outlined in the Tomingley Five Year Plan (24 June 2024). Both the paste plant and flotation-and-fine-grind circuit were commissioned during the period. We're delighted the next phase of capital growth, involving realignment of the Newell Highway to allow open cut access to the deposits, recently commenced post-year-end.

Release of the Boda-Kaiser Scoping Study in July 2024 represented a key milestone for that project: the study demonstrates the significant value that could come from development of Boda-Kaiser, particularly leveraging economies of scale. During the past year, Alkane continued to refine various aspects of the project, conduct baseline environmental studies and evaluate partnering options. We believe Alkane's new status as a mid-tier producer puts the company in a stronger negotiation position for a joint-venture partner for this project.

It has been my great pleasure and privilege to serve as Chair of the Alkane Resources Board for the past eight years. On entering this new era as a combined entity, I have stepped down as Chair and look forward to continuing in the role of director alongside a newly elected Board. Our highly accomplished new Chair, Andrew Quinn, is a chartered mining engineer and experienced investment banker and company director who has my unreserved support.

I extend my thanks to former Alkane directors Ian Chalmers, Tony Lethlean and Gavin Smith for their many years of service, including during FY2025. Ian Chalmers in particular, Alkane's former Managing Director (2006–2017) and Technical Director, has steered Alkane's success in minerals exploration and development across Central West New South Wales over many years. He has been the lifeblood of the company for more than three decades, and I'm delighted he continues with Alkane as Technical Advisor.

Once again, I acknowledge and thank the employees, contractors, strategic partners and consultants of the company for their strong and continued commitment to Alkane. I also thank our many shareholders – including those who were shareholders of Mandalay – and stakeholders for their support of Alkane over the past financial year, during the transaction period, and into the future.

**Ian Gandel**  
 Director and Chair FY2025  
 Alkane Resources Ltd



For personal use only

## Message from the Chair

**On behalf of the Board of the newly transformed Alkane Resources, I extend a warm greeting to all our shareholders.**

The merger of Alkane and Mandalay has created an expanded company well positioned to deliver significant year-over-year growth across our combined operations.

We recently released FY2026 combined production guidance of 160,000 to 175,000oz AuEq for our three operating assets: Tomingley Gold Mine, Costerfield Mine (gold and antimony) and Björkdal Gold Mine. This represents a modest step up from the combined production of the same three assets in FY2025 (161,000oz AuEq).

Importantly, for FY2026 we have budgeted sustaining and growth capex to lay foundations for potentially increasing production the following year.

Exploration remains a key focus for Alkane. We have budgeted substantial expenditure at all three mines, particularly Costerfield in FY2026, with the view to both establishing new sources of ore as well as extending existing deposits.

With one eye trained on sustaining and growing our existing assets, the other is turned to the next step-jump in growth for the company: we hope to add another operation to our portfolio within the next couple of years, through either acquisition or development, with the view to new production in 2027.

I'm delighted to have been appointed Non-Executive Chair of Alkane as the company embarks on this new chapter. I look forward to an exciting future working with a highly experienced Board and management team, as we remain focused on sustainable growth and delivering shareholder value.

**Andrew Quinn**  
Chair  
Alkane Resources Ltd



# Alkane's Producing Assets

Following the merger with Mandalay Resources, Alkane has three wholly owned producing assets with strong resource growth potential.

## Björkdal

*Underground gold mine with open-pit resources in Northern Sweden*

- Location: approximately 28km northwest of Skellefteå and 750km north of Stockholm.
- Open pit mining occurred from 1988 to 2019, and underground mining commenced in 2008. Large gold system with long reserve life.
- Processing is from the 1.4Mtpa Björkdal plant.
- Production FY2025: 41.4koz Au.
- Production guidance FY2026: 40–44koz Au.
- Acquired by Mandalay 2014.

## Costerfield

*High-grade underground gold and antimony mine in Victoria, Australia*

- Location: approximately 50km east of Bendigo in Central Victoria and 105km north of Melbourne.
- Underground mining has occurred since 2006 on several deposits.
- Processing is from the 140ktpa Brunswick plant.
- Production calendar year 2024: 43.3koz Au and 1.3kt of antimony (Sb) – a gold equivalent of 54.8koz AuEq (FY2025: 49.4koz AuEq).
- Production guidance FY2026: 40–45koz Au and 800–900t Sb.
- Costerfield is a significant critical mineral producer of antimony in the Western World.
- Acquired by Mandalay 2009.

## Tomingley

*Open cut and underground gold mine in New South Wales, Australia*

- Location: approximately 50km southwest of Dubbo in Central West New South Wales and 310km northwest of Sydney.
- Open pit mining occurred from 2014 to 2023, and underground mining commenced in 2019.
- Processing is from the 1.1-1.2Mtpa Tomingley plant.
- Production FY2025: 70.1koz Au.
- Production guidance FY2026: 75–80koz Au.
- Undergoing major extension project to new resources. Approved until 2032.
- Discovered, developed and operated by Alkane.

For personal use only

# BUSINESS REVIEW

## FY2025



# Tomingley

Tomingley continued its growth trajectory during FY2025, with strong production and completion of the first phase of capital works aimed at extending and futureproofing operations.

## Mining and production

Tomingley is an open pit and underground mining development with a processing facility, commissioned in 2014, that typically runs at 1.1–1.2Mtpa. The operation lies near the village of Tomingley, approximately 50 kilometres southwest of Dubbo in Central West New South Wales. Tomingley Gold Operations Pty Ltd is a wholly owned subsidiary of Alkane.

Mining at Tomingley currently occurs underground on four gold deposits: Wyoming One, Caloma One, Caloma Two and Roswell. Throughout FY2025, the primary source of ore was the Roswell deposit.

Production for the financial year was 70,120 ounces of gold at an AISC\* of A\$2,560. These fell within the production guidance of 70,000 to 80,000 ounces (ASX announcement 7 July 2025).

***In FY2025 Tomingley produced 70,120 ounces of gold at an AISC of A\$2,560 per ounce.***



Tomingley

## Extension of operations

The first phase of capital growth outlined in the Tomingley Five Year Plan (ASX Announcement 24 June 2024) was largely completed with the commissioning of the flotation and fine grind circuit in December 2024 and the paste plant in January 2025.

Additional milestones included the introduction of a fleet of new CAT 2900XE underground loaders, which became operational in the September 2024 quarter, and appointing contractors for construction of the Newell Highway realignment, which commenced in September 2025.

Alkane also progressed establishment of a binding, in-perpetuity biodiversity stewardship agreement for approximately 283 hectares of conservation areas to offset the impact of the Tomingley Gold Extension Project.

\*AISC, or All In Sustaining Cost, comprises all site operating costs, royalties, mine exploration, sustaining capex and mine development and an allocation of corporate costs, presented on the basis of ounces sold.



Tomingley open cut

## About the Tomingley Gold Extension Project

The Tomingley Gold Extension Project permits Alkane to extend gold mining operations to the San Antonio and Roswell resources immediately south of the existing mine. Approval was granted in February 2023 until end-2032.

We have approval to develop an underground mine at Roswell and one large open cut (comprising three stages of pit development within its footprint). The consent also permits realignment of the Newell Highway and other local roads, a higher processing rate of 1.75Mtpa, paste-filling of underground stopes at Roswell, and further wall-lifts to the second residue storage facility.

## Growth of resources

During the year, underground diamond core resource-expansion drilling at Tomingley (Caloma One, Caloma Two, Wyoming One and Roswell) yielded multiple ore-grade intercepts at depth outside existing resource models and close to existing underground infrastructure.

Drilling campaigns were described and results announced in ASX Announcements 28 February 2025 and 7 April 2025.

See page 25 for complete Mineral Resources and Ore Reserves.



Tomingley underground

# Boda-Kaiser

Following the release of a Boda-Kaiser Scoping Study in July 2024, Alkane continued to refine various aspects of the project, conduct baseline environmental studies and evaluate partnering options.

## Project overview

The Boda-Kaiser Project is founded on a large gold-copper porphyry system near the village of Bodangora, 15 kilometres northeast of Wellington in Central West New South Wales.

Alkane discovered porphyry mineralisation with significant economic potential at Boda in late 2019. An extensive drilling campaign has since defined the Boda and Kaiser resources, which lie in a mineralised corridor some 3.5 kilometres in length. We believe the Boda and Kaiser deposits have the potential to support a long-term bulk-tonnage mining and processing operation.

The Mineral Resource Estimate (Indicated + Inferred) for the Boda and Kaiser deposits stands at: **796Mt at 0.58g/t AuEq for 14.7Moz AuEq\* (0.33g/t Au, 0.18% Cu, 8.3Moz Au, 1.5Mt Cu).**

Refer to page 29 for the complete Mineral Resource tables.

The Boda-Kaiser Project is part of Alkane’s Northern Molong Porphyry Project (NMPP), which comprises several Exploration Licenses (ELs) in the broader area (see page 20).



Exploration at Boda-Kaiser










*The Boda-Kaiser resources have a combined metal inventory of approximately 8.3Moz Au and 1.5Mt Cu.*

\*The gold equivalent calculation formula is  $AuEq(g/t) = Au(g/t) + Cu\%/100 \times 31.1035 \times \text{copper price}(\$/t) / \text{gold price}(\$/oz)$ . The prices used were 12-month averages of US\$1,950/oz gold and US\$8,600/t copper, and A\$:US\$0.67. Estimated recoveries are 87% Cu and 81% Au for Boda and 81% Cu and 71% Au for Kaiser from metallurgical studies of the Boda and Kaiser ore. Alkane considers the elements included in the metal equivalents calculation have a reasonable potential to be recovered and sold.

## Boda-Kaiser Scoping Study

In July 2024, Alkane released a Boda-Kaiser Scoping Study, which showed that a development scenario of 20Mtpa with a 17-year mine life offered high value due to potential economies of scale (ASX Announcement 10 July 2025).

Alkane continues to refine various aspects of the project with the view to progressing further into feasibility. Baseline environmental studies are underway, and Alkane is evaluating partnering options for what would be a major project.

<p><b>Summary of Scoping Study metrics for the 20Mtpa scenario</b></p>	 <p><b>20Mtpa</b> Throughput (2 x 10 Mtpa)</p>	 <p><b>17+ years</b> Life of Mine</p>	 <p><b>A\$1.8B</b> Capex (pre-production)</p>	 <p><b>35,611tpa</b> Copper (first 5 years)</p>
 <p><b>159,334oz pa</b> Gold (first 5 years)</p>	 <p><b>A\$630.4/oz</b> AISC (with copper by-product credit)</p>	 <p><b>A\$4.3B</b> 10-Year Free Cashflow (pre-tax)</p>	 <p><b>A\$1.8B</b> Net Present Value (7%)</p>	 <p><b>24%</b> Internal Rate of Return</p>

## Mitchell Creek Mining

Alkane’s wholly owned subsidiary, Mitchell Creek Mining Pty Ltd (MCM), holds all the assets associated with Boda-Kaiser and the NMPP. This includes three properties within the NMPP, including most of the land on which the Boda and Kaiser deposits are located.

The name Mitchell Creek Mining (MCM) honours the historical Mitchell’s Creek Gold Mine, which operated near Bodangora in the late 19th and early 20th centuries.

# Exploration in NSW

Alkane holds several gold and copper tenements in Central West New South Wales. Our FY2025 exploration efforts focused on the Tomingley Gold Project and Northern Molong Porphyry Project.

## Tomingley Gold Project

*Alkane Resources Ltd 100%*

Alkane's Tomingley Gold Project covers an area of approximately 440 square kilometres, stretching 60 kilometres north-south along the Newell Highway in Central West New South Wales. The prospective belt extends from near the village of Tomingley in the north (about 50km southwest of Dubbo), through Peak Hill and almost to Parkes in the south.

The project incorporates Alkane's currently active Tomingley Gold Operations, which includes the Wyoming One, Wyoming Two, Caloma One, Caloma Two, Roswell and San Antonio deposits, and the currently inactive Peak Hill Gold Mine.

### Exploration program

Alkane continues to explore the gold corridor between Tomingley and Peak Hill, with the view to defining additional resources to extend the life of the Tomingley asset. Targets are being sought within the project area both near-mine and farther out from Tomingley.

We announced the results of the previous year's exploration program in October 2024 (ASX Announcement 7 October 2024). This encompassed drilling at the Plains and El Paso prospects, an air-core (AC) program testing the eastern side of the prospective belt southeast of Tomingley, and AC drilling at the Allendale prospect.

The FY2025 exploration program involved:

- Six diamond core holes: four at the El Paso prospect (1,222 metres) and one each at the historic Paton's and Crowhurst & Sons mines (661 metres).
- A small RC drilling campaign of six holes: four at Tomingley Two (1,018 metres); one testing northern extensions to the historic Crowhurst & Sons mines (300 metres); and one to follow up on some AC results from four years ago near El Paso (124 metres).
- A large, shallow, exploratory campaign of over 200 AC drill holes (16,693 metres) between the San Antonio deposit and Peak Hill.

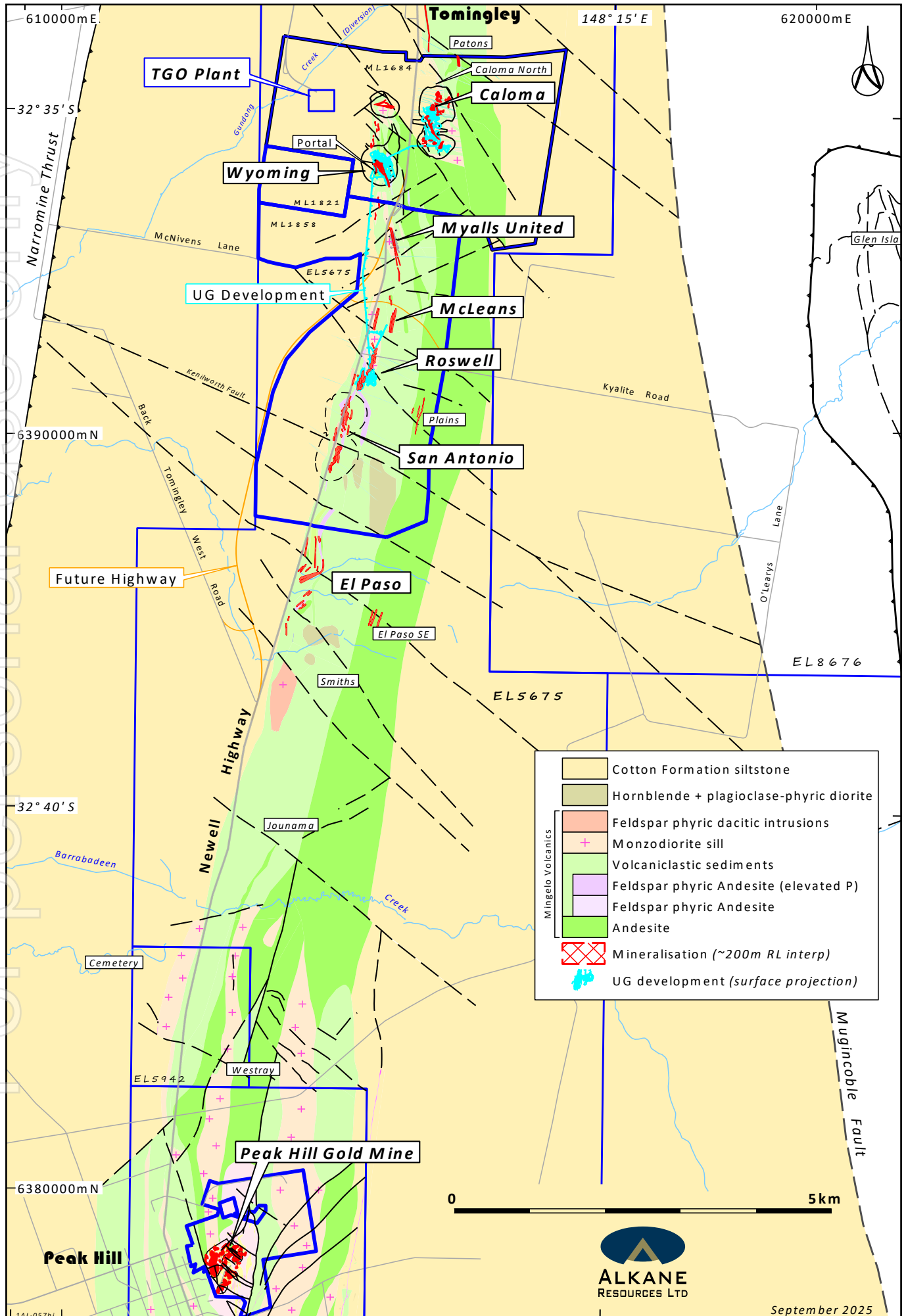
## Peak Hill Gold Mine

Located 15 kilometres south of Tomingley, Alkane's Peak Hill Gold Mine operated from 1996 to 2005 as an open cut heap leach. While the site is substantially rehabilitated, it remains an active Mining Lease. Technological advances and gold price increases in the last two decades have led Alkane to re-evaluate the economics of further development.

Following a University of Tasmania student research project, which enhanced our understanding of the deposit alteration and mineralogy, Alkane collected 180 rock chip samples from the pits and outcropping rocks all over the hill for analysis to help determine the best place to drill a deep diamond core hole.

Although Alkane retains its Mining Lease and Environment Protection Licence for Peak Hill Gold Mine, any further mine development would require further environmental assessment and government approval.

Refer to page 29 for the Mineral Resource table.



Northern section of Tomingley Gold Project, showing regional geology

## Planned exploration in FY2026

Planned regional exploration around Tomingley for the next 12 months includes a drone high-resolution magnetic survey over the area surrounding and including Peak Hill to define fertile structures and map near volcanic rocks beneath cover. Other activities include target generation work, such as mapping, soil sampling and air-core drilling at various prospects including Glen Isla, Gundong and Trewilga.

RC and diamond core drilling are planned to further test El Paso, Tomingley Two, Glen Isla and new geochemical targets identified by Alkane's previous AC work.

## Northern Molong Porphyry Project (gold-copper)

*Alkane Resources Ltd 100%*

The Northern Molong Porphyry Project (NMPP) lies in Central West New South Wales, centred about 20 kilometres north of Wellington and 35 kilometres east of Dubbo. It covers an area of 180 square kilometres at the northern end of the Molong Volcanic Belt of the Macquarie Arc, which is considered highly prospective for large-scale porphyry and epithermal gold-copper deposits.

Alkane's exploration activity has identified at least seven discrete magnetic/intrusive complexes within a northwest trending transverse corridor. These are the Kaiser (KIC), Boda (BIC), Boda South (BSIC), Driell Creek (DIC), Murga (MIC), Windora (WIC), and the Saxa (SIC) intrusive complexes, which are all located outboard of the major Comobella Intrusive Complex (CIC) (see map on page 21). The corridor is defined by intermediate intrusives, lavas and breccias, extensive alteration and widespread, low-grade, gold-copper mineralisation.

Alkane owns five exploration licences within this prospective corridor and has defined two significant gold-copper resources at Boda and Kaiser (see Boda-Kaiser on page 16).

## Exploration program

Exploration continues to improve the understanding of the Boda-Kaiser geological setting and to test targets throughout the NMPP.

Regional exploration during FY2025 included several drilling programs focused on Boda 2-3 and Kaiser extensions, and the Driell Creek prospect.

A total of 7,616 metres drilled comprised eight reverse circulation (RC) drill holes (2,468m) and six diamond cores (DD) (5,148m).

The exploration team also completed an IP survey at the Haddington prospect, a ground gravity survey over Boda South (EL8338), and trialled passive seismic (ambient noise tomography) with Fleet Space Pty Ltd across the project.

These exploration activities were described, and the material results reported, in ASX Announcement 8 July 2025.

## Planned exploration in FY2026

Planned regional exploration for the next 12 months includes a Mobile MT (mobile magnetotellurics) survey over the NMPP to define new porphyry systems. Other activities include target generation work such as mapping, soil sampling and air-core drilling. Any deeper drilling will focus on further testing the Driell Creek and Haddington prospects, as well as extensions to Boda-Kaiser, including the area between the two deposits.

## Southern Junee Porphyry Project (gold-copper)

*Alkane Resources Ltd 100%*

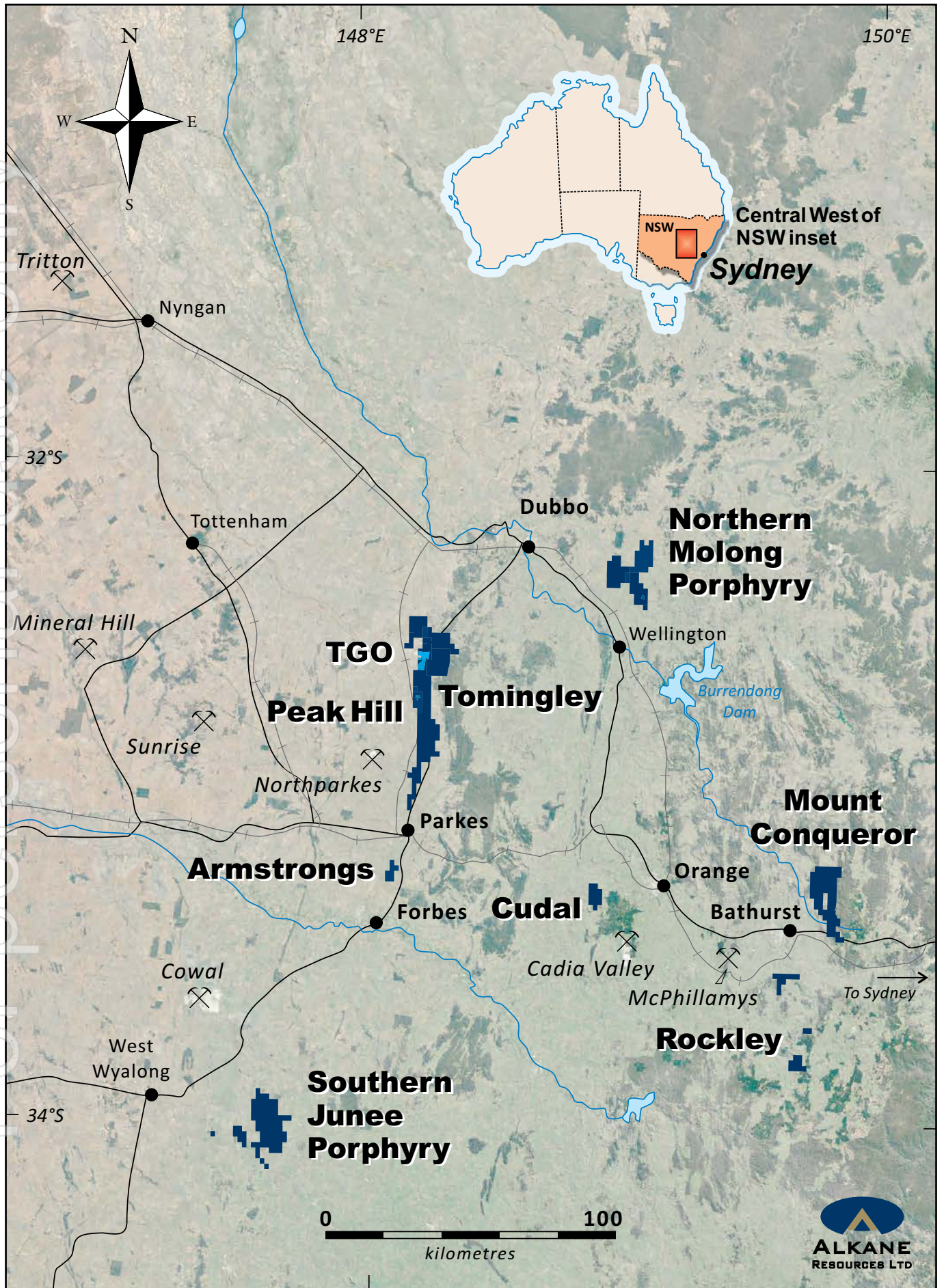
The Southern Junee Porphyry Project (SJPP) lies in the Riverina region of New South Wales, centred about 50 kilometres south of the large Cowal mine (Evolution ~14.3Moz gold). It covers an area of 235 square kilometres at the southern extension of the Junee-Narromine Volcanic Belt (J-NVB), which is considered highly prospective for world-class gold-copper porphyry and epithermal deposits.

The project comprises one exploration licence (EL9600) and is 100% owned by Alkane with no underlying royalties or liabilities.

## Other projects

Alkane's other exploration projects in New South Wales are Armstrongs (gold), Rockley (base metals, gold), Cudal (gold-copper-zinc) and Mt Conqueror (gold). (All Alkane Resources Ltd 100%).





Alkane's projects and operations in Central West New South Wales

For personal use only

# MINERAL RESOURCES AND ORE RESERVES



# Mineral Resources and Ore Reserves

Alkane reports Mineral Resources and Ore Reserves for its tenements in Australia (New South Wales and Victoria) and Sweden as at 30 June 2025.

All Mineral Resources and Ore Reserves are reported in accordance with the Australasian Code for Reporting of Exploration Results, Mineral Resources and Ore Reserves (JORC 2012).

The following tables summarise content reported to the ASX on 15 October 2025 for:

- Tomingley Gold Operations, the Peak Hill Gold Project and Boda-Kaiser Project in Central West New South Wales, Australia
- Costerfield Mine in Central Victoria, Australia
- Björkdal Gold Mine and the Storheden and Norrberget projects in Northern Sweden.

Mineral Resources and Ore Reserves have been re-estimated to account for additional resources, mining depletion, changes in gold price and operating costs during the 2025 financial year. Mineral Resources are wholly inclusive of Ore Reserves.

## Combined Mineral Resources (30 June 2025)

Location	Tonnage (kt)	Gold grade (g/t)	Copper grade (%)	Antimony grade (%)	Contained gold (koz)	Contained copper (Mt)	Contained antimony (kt)
Tomingley (includes Peak Hill)	20,254	2.25	-	-	1,465	-	-
Boda-Kaiser	796,000	0.33	0.18	-	8,280	1.46	-
Costerfield	1,700	7.9	-	2.3	431	-	39.4
Björkdal	32,055	1.91	-	-	1,967	-	-
<b>TOTAL</b>	<b>850,009</b>	<b>0.45</b>			<b>12,143</b>	<b>1.46</b>	<b>39.4</b>

Refer to tables on pages 25 (Tomingley), 27 (Costerfield), 28 (Björkdal) and 29 (Peak Hill and Boda-Kaiser) for details on Measured, Indicated and Inferred Resources. Apparent arithmetic inconsistencies are due to rounding.

## Combined Operations Ore Reserves (30 June 2025)

Location	Tonnage (kt)	Gold grade (g/t)	Copper grade (%)	Antimony grade (%)	Contained gold (koz)	Contained copper (Mt)	Contained antimony (kt)
Tomingley	10,362	1.9	-	-	620	-	-
Costerfield	537	8.7	-	2.0	150	-	10.7
Björkdal	13,048	1.3	-	-	543	-	-
<b>TOTAL</b>	<b>23,947</b>	<b>1.7</b>			<b>1,313</b>		<b>10.7</b>

Apparent arithmetic inconsistencies are due to rounding.

## Tomingley Gold Operations, Central West NSW, Australia

Identified Mineral Resources and Ore Reserves for Tomingley Gold Operations have been updated for 30 June 2025 and comprise the Wyoming One, Wyoming Three, Caloma One, Caloma Two, Roswell, San Antonio and McLeans deposits.

Refer to ASX Announcement 15 October 2025 (NSW Operations) for details.

### Tomingley Gold Operations Mineral Resources (30 June 2025)

DEPOSIT	MEASURED		INDICATED		INFERRED		TOTAL		Total Gold (koz)
	Tonnage (kt)	Grade (g/t Au)	Tonnage (kt)	Grade (g/t Au)	Tonnage (kt)	Grade (g/t Au)	Tonnage (kt)	Grade (g/t Au)	
<b>Open Pittable Resources (cut-off 0.4g/t Au)</b>									
San Antonio	0	0	5,930	1.8	1,389	1.3	7,319	1.7	406
Subtotal	0	0	5,930	1.8	1,389	1.3	7,319	1.7	406
<b>Underground Resources (cut-off 1.3g/t Au)</b>									
Wyoming One	1,033	2.7	636	2.2	104	2.1	1,772	2.5	140
Wyoming Three	46	2.2	24	2.0	20	1.9	90	2.1	6
Caloma One	598	2.2	795	2.1	17	1.5	1,410	2.2	98
Caloma Two	368	2.3	1,499	2.3	362	2.0	2,229	2.3	162
Roswell	2,649	2.9	2,487	2.6	408	1.9	5,544	2.6	476
McLeans					870	2.5	870	2.5	70
Subtotal	4,694	2.7	5,441	2.4	1,781	2.2	11,915	2.5	952
<b>TOTAL</b>	<b>4,694</b>	<b>2.7</b>	<b>11,371</b>	<b>2.1</b>	<b>3,170</b>	<b>1.8</b>	<b>19,234</b>	<b>2.2</b>	<b>1,358</b>

Apparent arithmetic inconsistencies are due to rounding.

### Tomingley Gold Operations Ore Reserves (30 June 2025)

DEPOSIT	PROVED		PROBABLE		TOTAL		Total Gold (koz)
	Tonnage (kt)	Grade (g/t Au)	Tonnage (kt)	Grade (g/t Au)	Tonnage (kt)	Grade (g/t Au)	
<b>Open Pittable Reserves (cut-off 0.4g/t Au)</b>							
San Antonio	0	0	4,100	1.6	4,100	1.6	214
Stockpiles	314	1.1	0	0	314	1.1	11
Subtotal	314	1.1	4,100	1.6	4,414	1.6	225
<b>Underground Reserves (cut-off 1.3g/t Au and 1.6g/t Au for Roswell)</b>							
Wyoming One	26.4	1.8	1	1.2	27	1.8	2
Caloma One	134.7	1.7	337.4	1.5	472	1.6	24
Caloma Two	38.4	1.5	936.2	1.7	975	1.7	53
Roswell	2,365	2.3	2,109	2.1	4,474	2.2	316
Subtotal	2,564	2.3	3,383	1.9	5,948	2.1	396
<b>TOTAL</b>	<b>2,878</b>	<b>2.1</b>	<b>7,483</b>	<b>1.7</b>	<b>10,362</b>	<b>1.9</b>	<b>621</b>

Apparent arithmetic inconsistencies are due to rounding.

## Comparative Tomingley Gold Operations Mineral Resources (30 June 2024 to 30 June 2025)

DEPOSIT	2024			2025		
	Tonnage (kt)	Grade (g/t Au)	Gold (koz)	Tonnage (kt)	Grade (g/t Au)	Gold (koz)
<b>Open Pittable Resources (cut-off 0.4g/t Au)</b>						
Roswell	3,900	1.7	213			
San Antonio	7,319	1.7	406	7,319	1.7	406
Subtotal	11,219	1.7	619	7,319	1.7	406
<b>Underground Resources (cut-off 1.3g/t Au)</b>						
Wyoming One	1,884	2.5	150	1,772	2.5	140
Wyoming Three	90	2.1	6	90	2.1	6
Caloma One	1,987	2.1	132	1,410	2.2	98
Caloma Two	2,074	2.3	153	2,229	2.3	162
Roswell	5,905	2.7	517	5,544	2.8	476
McLeans	870	2.5	70	870	2.5	70
Subtotal	12,810	2.5	1,028	11,915	2.5	952
<b>TOTAL</b>	<b>24,029</b>	<b>2.1</b>	<b>1,647</b>	<b>19,234</b>	<b>2.2</b>	<b>1,358</b>

Apparent arithmetic inconsistencies are due to rounding.

## Comparative Tomingley Gold Operations Ore Reserves (30 June 2024 to 30 June 2025)

DEPOSIT	2024			2025		
	Tonnage (kt)	Grade (g/t Au)	Gold (koz)	Tonnage (kt)	Grade (g/t Au)	Gold (koz)
<b>Open Pittable Reserves (cut-off 0.4g/t Au)</b>						
Roswell	3,900	1.7	213			
San Antonio	4,100	1.6	214	4,100	1.6	214
Stockpiles	241	1.1	9	314	1.1	11
Subtotal	8,241	1.6	436	4,414	1.6	225
<b>Underground Reserves (cut-off 1.2g/t Au and 1.6g/t Au for Roswell)</b>						
Proved	442	1.9	27	2,564	2.3	186
Probable	2,185	2.3	162	3,383	1.9	210
Subtotal	2,627	2.2	189	5,948	2.1	395
<b>TOTAL</b>	<b>10,868</b>	<b>1.8</b>	<b>625</b>	<b>10,362</b>	<b>1.9</b>	<b>621</b>

Apparent arithmetic inconsistencies are due to rounding.

The primary differences from 2024 to 2025 are:

- Removal of Roswell open pit resources and reserves to be replaced by underground resources and reserves due to a change in mining schedule
- Underground resources and reserves added by extensional development drilling in Caloma One and Caloma Two
- Depletion due to mining.

## Costerfield Mine, Victoria, Australia

Alkane reports Costerfield Mineral Resources and Ore Reserves for the first time in accordance with JORC 2012. The Mineral Resources and Ore Reserves were estimated as at 31 December 2024 and depleted with subsequent production through to 30 June 2025.

The Mineral Resources stated here are for the Augusta, Cuffley, Brunswick, True Blue and Youle deposits. Refer to ASX Announcement 15 October 2025 (Costerfield) for details.

### Costerfield Mineral Resources (30 June 2025)

Category	Tonnage (kt)	Gold grade (g/t)	Antimony grade (%)	Contained gold (koz)	Contained antimony (kt)
Measured (Underground)	387	13.1	3.7	162	14.4
Measured (Stockpile)	41	5.6	0.7	7	0.3
Indicated	735	5.5	2.0	131	15.0
Measured + Indicated	1,162	8.0	2.6	300	29.7
Inferred (Costerfield)	392	5.5	1.3	69	5.2
Inferred (True Blue)	145	13.1	3.1	61	4.5
Inferred	537	7.5	1.8	130	9.7
<b>TOTAL</b>	<b>1,700</b>	<b>7.9</b>	<b>2.3</b>	<b>431</b>	<b>39.4</b>

Cut-off 4.3g/t AuEq (AuEq = Au g/t + 2.39 × Sb %. The AuEq factor of 2.39 is calculated at a gold price of US\$2,500/oz, an antimony price of US\$19,000/t, and recoveries of 91% Au and 92% Sb.) Apparent arithmetic inconsistencies are due to rounding.

### Costerfield Ore Reserves (30 June 2025)

Category	Tonnage (kt)	Gold grade (g/t)	Antimony grade (%)	Contained gold (koz)	Contained antimony (kt)
Proved (Stockpile)	41.0	5.6	0.7	7.4	0.3
Proved (Costerfield underground)	255.7	11.6	2.4	95.6	6.1
Subtotal	296.7	10.8	2.1	103	6.4
Probable (Costerfield underground)	240.4	6.0	1.8	46.1	4.2
<b>TOTAL</b>	<b>537.1</b>	<b>8.7</b>	<b>2.0</b>	<b>149.5</b>	<b>10.7</b>

Sustaining cut-off 5.6g/t AuEq; incremental cut-off 3.2g/t AuEq. (AuEq = Au g/t + 1.55 × Sb %. The AuEq factor of 1.48 is calculated at a gold price of US\$2,100/oz, an antimony price of US\$16,000/t, exchange rate US\$:A\$ of 0.68.) Apparent arithmetic inconsistencies are due to rounding.

## Mineral Resource and Ore Reserve Governance and Internal Controls

Alkane has governance arrangements and internal controls in place with respect to its estimates of Mineral Resources and Ore Reserves including:

- oversight and approval of the Tomingley, Peak Hill and Boda-Kaiser annual statement by the Alkane Technical Advisor, and oversight and approval of the Costerfield and Björkdal annual statements by Alkane's VP Operational Geology and Exploration (Costerfield and Björkdal);
- establishment of internal procedures and controls to meet JORC Code 2012 compliance in all external reporting;
- independent review of new and materially changed estimates;
- annual reconciliation with internal planning to validate reserve estimates for operating mines; and
- Board approval of new and materially changed estimates.

## Björkdal Gold Mine, Northern Sweden

Alkane reports Björkdal Mineral Resources and Ore Reserves for the first time in accordance with JORC 2012. The Mineral Resources and Ore Reserves were estimated as at 31 December 2024 and depleted with subsequent production through to 30 June 2025.

At Björkdal, open-pit mining has been paused, with the potential for continued mining once underground operations have ceased or new portals to the underground can be established.

The Mineral Resources stated here are for the Björkdal, Norrberget and Storheden deposits. Refer to ASX Announcement 15 October 2025 (Björkdal) for details.

### Björkdal Gold Mine Mineral Resources (30 June 2025)

DEPOSIT	MEASURED		INDICATED		INFERRED		TOTAL		Total Gold (koz)
	Tonnage (kt)	Grade (g/t Au)	Tonnage (kt)	Grade (g/t Au)	Tonnage (kt)	Grade (g/t Au)	Tonnage (kt)	Grade (g/t Au)	
<b>Open Pittable Resources (cut-off 0.17g/t Au Björkdal and 0.27g/t Au Norrberget)</b>									
Björkdal	0	0	4,130	1.61	6,666	1.09	10,796	1.28	446
Norrberget	0	0	221	2.76	96	5.36	317	3.63	37
Subtotal	0	0	4,351	1.67	6,762	1.15	11,113	1.35	483
<b>Underground Resources (cut-off 0.71g/t Au)</b>									
Björkdal	1,033	2.56	13,675	2.41	3,178	2.11	17,886	2.37	1,360
Storheden	0	0	0	0	1,769	1.74	1,769	1.74	99
Subtotal	1,033	2.56	13,675	2.41	4,947	1.98	19,655	2.31	1,459
<b>Stockpile Resources</b>									
Björkdal	0	0	1,287	0.59	0	0	1,287	0.59	24
<b>TOTAL</b>	<b>1,033</b>	<b>2.56</b>	<b>19,313</b>	<b>2.12</b>	<b>11,709</b>	<b>1.50</b>	<b>32,055</b>	<b>1.91</b>	<b>1,967</b>

Apparent arithmetic inconsistencies are due to rounding.

### Björkdal Gold Mine Ore Reserves (30 June 2025)

DEPOSIT	PROVED		PROBABLE		TOTAL		Total Gold (koz)
	Tonnage (kt)	Grade (g/t Au)	Tonnage (kt)	Grade (g/t Au)	Tonnage (kt)	Grade (g/t Au)	
<b>Open Pittable Reserves (cut-off 0.2g/t Au Björkdal and 0.32g/t Au Norrberget)</b>							
Björkdal			5,325	1.05	5,325	1.05	180
Norrberget			161	2.72	161	2.72	14
Subtotal			5,486	1.10	5,486	1.10	194
<b>Underground Reserves (cut-off 0.85g/t Au stopes and 0.2g/t Au development)</b>							
Björkdal	848	1.54	5,427	1.62	6,275	1.61	325
<b>Stockpile Reserves</b>							
Björkdal			1,287	0.59	1,287	0.59	24
<b>TOTAL</b>	<b>848</b>	<b>1.54</b>	<b>12,200</b>	<b>1.28</b>	<b>13,048</b>	<b>1.29</b>	<b>543</b>

Apparent arithmetic inconsistencies are due to rounding.

## Peak Hill Gold Project, Central West NSW, Australia

There was no change in Mineral Resources for the Peak Hill Gold Project in FY2025. The recent history of the project was summarised in the 2021 Annual Resource and Reserve Statement (ASX Announcement 7 September 2021) and JORC Tables documented in ASX Announcement 18 October 2018.

### Peak Hill Mineral Resources (30 June 2025)

Deposit	Resource category	Cut-off	Tonnes (Mt)	Gold grade (g/t)	Gold metal (koz)	Copper metal (%)
Proprietary underground	Inferred	2g/t Au	1.02	3.29	108	0.15
<b>TOTAL</b>			<b>1.02</b>	<b>3.29</b>	<b>108</b>	<b>0.15</b>

Apparent arithmetic inconsistencies are due to rounding.

## Boda-Kaiser Project, Central West NSW, Australia

There was no change in Mineral Resources for the Boda-Kaiser Project in FY2025. Full details with accompanying JORC tables were reported in ASX Announcements 30 May 2022 and 14 December 2023 (Boda) and 17 February 2023 and 29 April 2024 (Kaiser).

### Boda and Kaiser Mineral Resources (30 June 2025)

DEPOSIT	INDICATED			INFERRED			TOTAL				METAL		
	Tonnes (Mt)	Au (g/t)	Cu (%)	Tonnes (Mt)	Au (g/t)	Cu (%)	Tonnes (Mt)	AuEq* (g/t)	Au (g/t)	Cu (%)	AuEq* (Moz)	Au (Moz)	Cu (Mt)
<b>Open Pittable Resources (cut-off 0.3g/t AuEq)</b>													
Boda	191	0.36	0.17	42	0.29	0.16	233	0.58	0.35	0.17	4.31	2.62	0.39
Kaiser	179	0.27	0.2	10	0.29	0.14	189	0.54	0.27	0.19	3.28	1.64	0.37
Subtotal	370	0.32	0.18	52	0.29	0.16	422	0.56	0.31	0.18	7.59	4.26	0.76
<b>Underground Resources (cut-off 0.4g/t AuEq)</b>													
Boda	151	0.34	0.2	198	0.34	0.18	350	0.59	0.34	0.18	6.63	3.78	0.65
Kaiser	16	0.3	0.22	8	0.36	0.2	24	0.61	0.32	0.21	0.46	0.24	0.05
Subtotal	167	0.34	0.2	206	0.34	0.18	374	0.59	0.34	0.18	7.09	4.02	0.7
<b>TOTAL</b>	<b>537</b>	<b>0.32</b>	<b>0.19</b>	<b>258</b>	<b>0.33</b>	<b>0.18</b>	<b>796</b>	<b>0.58</b>	<b>0.33</b>	<b>0.18</b>	<b>14.7</b>	<b>8.28</b>	<b>1.46</b>

Apparent arithmetic inconsistencies are due to rounding.

\*At the time the resources were estimated, the prices used to calculate AuEq were based on 12-month averages of US\$1,950/oz gold and US\$8,500/t copper, and A\$:US\$0.67. Recoveries are estimated at 87% for Cu and 81% for Au at Boda and 81% Cu and 71% Au at Kaiser from metallurgical studies. Alkane considers the elements included in the metal equivalents calculation have a reasonable potential to be recovered and sold.

### Boda-Kaiser Project

Total Mineral Resources (Indicated + Inferred):

796Mt grading 0.33g/t Au and 0.18% Cu (8.3Moz Au; 1.3Mt Cu)

(0.3g/t AuEq\* and 0.4g/t AuEq\* cut-off) for 0.58g/t AuEq\* (14.7Moz AuEq)

### Competent Persons

The information in this report relating to Mineral Resource and Ore Reserve estimates has been approved by individuals having sufficient experience to qualify as a Competent Person, as defined in the 2012 Edition of the 'Australasian Code for Reporting of Exploration Results, Mineral Resources and Ore Reserves' (JORC 2012). Such experience relates to the style of mineralisation and type of deposit under consideration, and the activity undertaken. All Competent Persons named below have provided prior written consent to the inclusion of the matters based on their information in this report, in the form and context in which it appears.

Information relating to	Competent Person
Annual Mineral Resources and Ore Reserves Statement for Tomingley Gold Operations, Peak Hill Gold Project and Boda-Kaiser Project (Central West NSW) as a whole	<b>Mr D Ian Chalmers</b> (FAusIMM, FAIG), who is employed by Alkane Resources Ltd as Technical Advisor.
Tomingley Gold Operations Mineral Resource estimate (including Roswell)	<b>Mr Craig Pridmore</b> (MAusIMM), who is Geology Manager Tomingley Gold Operations and an employee of Alkane Resources Ltd.
Peak Hill Mineral Resource estimate	
Tomingley Gold Operations Open Pit Ore Reserve estimate (San Antonio)	<b>Mr John Millbank</b> (MAusIMM), an independent consultant (Proactive Mining Solutions).
Tomingley Gold Operations Underground Ore Reserve estimate (including Roswell)	<b>Mr Christopher Hiller</b> (MAusIMM), an independent consultant (Hiller Enterprises Pty Ltd).
Tomingley Gold Operations Mineral Resource estimates (San Antonio and McLeans)	<b>Mr David Meates</b> (MAIG), who is Exploration Manager NSW and an employee of Alkane Resources Ltd.
Boda and Kaiser Mineral Resource estimates	
Annual Mineral Resources and Ore Reserves Statements for Costerfield Mine (Victoria, Australia) and Björkdal Gold Mine (Sweden) as a whole	<b>Mr Chris Davis</b> (MAusIMM) CP(Geo) who is employed by Alkane Resources Ltd as Vice President of Operational Geology and Exploration (Costerfield and Björkdal).
Costerfield Mineral Resource estimate	<b>Mr Cael Gniel</b> (MAusIMM), an independent consultant (SRK).
Costerfield Ore Reserve estimate	<b>Mr Robert Urie</b> (MAusIMM), an independent consultant (SRK).
Björkdal Mineral Resource estimate (including Storheden and Norrberget)	<b>Mr Reno Pressacco</b> (Member Association of Professional Geoscientists of Ontario), an independent consultant (SLR).
Björkdal Ore Reserve estimate	<b>Mr Richard Taylor</b> (MAusIMM), an independent consultant (SLR).

### Previously reported information

All information in this report that relates to Mineral Resource or Ore Reserve estimates has been extracted from Alkane's ASX announcements dated 15 October 2025. Additional exploration results have been extracted from ASX announcements noted in the text of the report.

The relevant ASX announcements are available to view on Alkane's website. Alkane confirms that, other than mining depletion, it is not aware of any new information or data that materially affects the information included in the relevant market announcement(s); in the case of estimates of Mineral Resources or Ore Reserves, that all material assumptions and technical parameters underpinning the estimates in the relevant market announcement continue to apply and have not materially changed; and that the form and context in which the Competent Person's findings are presented have not been materially altered.

For personal use only

# SUSTAINABILITY REPORT



# Sustainability at Alkane

Alkane strives to uphold high environmental, social and governance (ESG) standards across all our activities. These sustainability foundations are embedded in our business; they underpin our social licence to operate and are integral to our ability to deliver value to all stakeholders.

## Our approach

This Sustainability Report summarises Alkane’s sustainability performance in FY2025. During this period, Alkane’s activities occurred largely in Central West New South Wales at Tomingley Gold Mine (our one producing asset during FY2025), the Boda-Kaiser Project, various exploration tenements, and the rehabilitated Peak Hill Gold Mine (still an active Mining Lease).

Post year-end, on 5 August 2025, Alkane completed a merger with Mandalay Resources and now owns three producing assets: Tomingley, the Costerfield gold and antimony mine in Central Victoria, and the Björkdal gold mine in Northern Sweden.

This report primarily describes the sustainability performance of activities within Central West New South Wales during FY2025. As per recent years, it is structured around four sustainability pillars spanning ESG: Governance, Our People, Communities, and Environment.

Underpinning Alkane’s approach to sustainability is our ESG Mission Statement. This ESG Mission Statement represents our pledge to all stakeholders – including investors, host communities, employees, government bodies and the people of Australia.

## Key achievements FY2025

- 1 Improved workforce diversity (grew numbers of ATSI\* employees by 28% and women by 12% on FY2024).  
\*Aboriginal and Torres Strait Islander
- 2 Improved safety performance (reduced TRIFR\* by 68% on FY2024).  
\*total recordable injury frequency rate
- 3 Underground mining project achieved runner-up for ‘Health Excellence’ in NSW Mining Awards (August 2025).
- 4 Participated in several projects with Mid-Macquarie Landcare (including hosting bat survey).
- 5 Hosted Mining and Extractive Environment Team (MEET) Central West for a 24-hour event.
- 6 Supported seven university students (for honours projects or vacation work) during the period.
- 7 Community and corporate sponsorships totalled \$174.6k, an increase of ~69% (FY2024: \$103.5k).
- 8 Commenced the process for establishing a biodiversity stewardship agreement to offset ecosystem credits generated by the Tomingley Gold Extension Project.
- 9 Planted 1,200 Fuzzy Box seedlings in designated biodiversity stewardship areas. Also re-erected, hollow-bearing dead trees, providing roosting habitat.



Common Fringe Lily (*Thysanotus tuberosus*)

## Company Values

## ESG Mission Statement



### Integrity

We do what's right in our actions and relationships.

- Ensure our choices and behaviours align with our values.
- Maintain good environmental governance.
- Be responsive to the needs of all stakeholders.



### Respect

We treat people and the environment with care.

- Minimise impacts from our operations.
- Stay positively engaged with host communities.
- Value the safety and wellbeing of our workforce.



### Transparency

We are proactive in communicating our intent and outcomes.

- Expand sustainability reporting and disclosures.
- Communicate openly with stakeholders about our activities.



### Performance

We plan and execute to deliver strong business results.

- Actively seek sustainable solutions that have a strong business case.

## Four Sustainability Pillars

### Governance

Adhering to a corporate governance framework

Operating with integrity, respect and transparency

Managing risks across operations, finance and sustainability

### Our People

Ensuring a rewarding and equal-opportunity workplace

Valuing the safety and wellbeing of our workforce

### Communities

Responding to the needs of stakeholders

Working with host communities to build resilience

Respecting Aboriginal and Torres Strait Islander culture and traditions

### Environment

Managing water, emissions and waste responsibly

Rehabilitating the land we disturb

Enhancing biodiversity and land capability to offset our impact

# Governance

Alkane administers corporate governance with openness and integrity, employing comprehensive systems of control and accountability.

## Organisational governance

Alkane's corporate governance framework is based on the principles and recommendations of the ASX Corporate Governance Council (*Corporate Governance Principles and Recommendations 4th edition*). The key features of this framework are set out in our annual Corporate Governance Statement, available on the Alkane website.

## Board

### FY2025

During FY2025, the Alkane Board comprised five directors and two joint company secretaries with skills and experience across technical, operational, finance, broking and general business:

- Ian Gandel – Non-Executive Chair
- Nic Earner – Managing Director
- Ian Chalmers – Technical Director
- Tony Lethlean – Non-Executive Director
- Gavin Smith – Non-Executive Director
- Dennis Wilkins – Joint Company Secretary
- James Carter – Joint Company Secretary (resigned 17 October 2024)
- Julia Beckett – Joint Company Secretary (appointed 17 October 2024)

Two of the non-executive directors, Mr Lethlean and Mr Smith, were considered independent.

## Merger with Mandalay Resources (5 August 2025)

Following the merger with Mandalay Resources, which completed on 5 August 2025, Mr Chalmers, Mr Lethlean and Mr Smith resigned as directors of Alkane, and the following directors were appointed to the Board:

- Andrew Quinn – Non-Executive Chair (independent)
- Bradford Mills – Non-Executive Director
- Dominic Duffy – Non-Executive Director (resigned on 14 October 2025)
- Frazer Bouchier – Non-Executive Director

The Board continues to seek additional independent members who will bring complementary skill sets and diversity to Alkane's leadership. Details of directors are presented on page 64 of this report.

## Board sub-committees

During FY2025, the Board had four established sub-committees, each with its own charter:

- Audit Committee
- Nomination Committee
- Remuneration Committee
- Risk Management Committee

Following completion of the merger with Mandalay, the Board reviewed the nature and scope of each sub-committee and in September 2025 reconstituted the following sub-committees, each with its own charter:

- Audit & Risk Committee
- Nomination & Governance Committee
- Remuneration Committee
- Technical Committee

ESG considerations are governed by the Nomination & Governance Committee. This committee assists the Board with matters pertaining to sustainability – setting sustainability strategy, guiding sustainability governance, business and social performance. It also assists the Audit & Risk Committee in managing sustainability risks and opportunities.

## Corporate policies and procedures

Alkane's corporate governance practices are underpinned by a suite of corporate policies and procedures, including Appointment and Independence of Directors, Diversity, Code of Conduct, Risk Management, Anti-bribery and Corruption, Modern Slavery and Safety, Health and Sustainability.

The Code of Conduct was updated post-year-end in September 2025.

## Ethical business practices

In keeping with our core values, Alkane operates with integrity, respect and transparency across the business and our supply chain. The following policies (available on our website) guide the actions of our leaders, employees, contractors, suppliers and customers:

**Code of Conduct** – Alkane is committed to conducting itself with integrity, honesty and fairness in all business practices and to observing the rule and spirit of the legal and regulatory environment in which the group operates.

**Anti-Bribery and Corruption (ABC) Policy** – Alkane is committed to maintaining a high standard of ethical conduct in all business dealings, compliance with international ABC regulations, and an open and transparent management approach to avoid exposing ourselves to potential conflicts of interest.

**Whistleblower Policy** – Alkane is committed to supporting a confidential and anonymous process whereby persons can report any matter deemed to be illegal, contrary to the policies of the company or in some other manner not right or proper.

**Modern Slavery Policy** – Alkane is committed to implementing and enforcing effective systems and controls to minimise the risk of modern slavery taking place anywhere in our business or in any of our supply chains.

## Modern Slavery Statement

Alkane's first Modern Slavery Statement under the Australian Government's *Modern Slavery Act 2018* was submitted in October 2022.

The initial statement submitted in 2022 noted Alkane's risk of exposure to modern slavery as low. Alkane has continued to pursue its undertakings and commitments with respect to Modern Slavery, which include:

- Incorporating modern slavery clauses into all contracts. These require suppliers to comply with modern slavery legislation and provide Alkane with audit rights to confirm;
- Updating our market approach documentation (invitations to tender, requests for proposals and supplier application forms) to require prospective suppliers to identify the location of manufacture of any goods supplied; and
- Seeking and receiving demonstrations of best practice and the absence of modern slavery in the supply chains of existing suppliers in at-risk industries (clothing and apparel).

Alkane submitted its FY2024 Modern Slavery Statement in January 2025. We will continue to report the steps Alkane is taking to assess and address modern slavery risks in future annual statements.

## Corporate Governance Statement

Alkane's Corporate Governance Statement is available on our website, along with the Board charter and details of Board sub-committees. Also listed are key policies and procedures, including those pertaining to appointment and independence of directors, diversity, code of conduct, risk management, and anti-bribery and corruption.

[alkres.com/about/governance/](https://alkres.com/about/governance/)



## Regulatory and compliance

Alkane complies with the regulations of the *Corporations Act 2001*, Australian Accounting Standards, and other mandatory professional reporting requirements (refer to the Financial Report).

Some of the key ESG-themed reports submitted annually include:

- Modern Slavery Statement
- Workplace Gender Equality Agency
- National Pollutant Inventory
- National Greenhouse and Energy Reporting
- Annual return to the NSW Environment Protection Authority
- Annual rehabilitation management plans

## Risk management

Alkane is committed to the active management of risks to operations via the Audit & Risk Committee, which routinely reviews Alkane's Risk Management Framework to ensure it is fit for purpose.

As outlined in Alkane's Risk Management Policy, our Risk Management Framework considers both strategic and organisational risks. The company's Risk Management Coordinator is tasked with the responsibility of keeping the Risk Management Policy, Framework and registers updated, subject to formal approval of policy amendments by the Board.

## Financial risks & IT

The Audit & Risk Committee is responsible for assessment, monitoring and management of financial and non-financial risks, including IT. Periodically Alkane commissions external consultants to perform diagnostics and reviews of internal controls and IT maturity and cyber security.

During FY2025, Alkane undertook a desktop-style review aimed at evaluating the company's privacy protection protocols. This included an analysis of relevant artefacts and consultation with key stakeholders. Following this review, Alkane has developed:

- a privacy policy that aligns with the Australian Privacy Principles and Obligations under the Privacy Act 1988;
- procedures congruent with the privacy policy, designed to guide the company in consistent handling of personal information in accordance with established best practices and legal requirements; and
- a breach notification plan to help manage and mitigate the impact of data breaches, with clear guidelines for action and compliance with legal notification duties.

## Material risks

The company's primary material risks are described in the Directors' Report (see page 71). They include: Mineral Resource and Ore Reserve estimates; production, cost and capital estimates; operating risks; exploration risks; gold prices; taxation; community relations; cyber security risks; government regulation; debt and hedging covenants; government policy and permits; climate-related risks.

Alkane continues to review and update the corporate risk register, focusing on the resourcing required to manage key risks.

## Operations

Alkane continues to monitor and audit critical controls as part of its ongoing risk management process at each of its operations. Specialised software assists with the management of the complexities for the high-level risks.

To minimise environmental risks, Alkane strives to conduct activities to the highest standard of environmental obligation, including compliance with all environmental laws and regulations.

# Our People

Alkane is committed to providing a safe, rewarding and equal-opportunity workplace.

## Workforce

Alkane is headquartered in Perth, Western Australia, where many of our centralised services and executive and senior managers are located. During FY2025, the majority of Alkane’s workforce was in New South Wales, with the largest number (almost 90 percent) at Tomingley Gold Operations southwest of Dubbo.

At year-end, Tomingley had 300 employees (including casuals and excluding contractors and subcontractors) across geology, mining, processing, finance and administration, maintenance, work health and safety (WHS), and environment. Since Tomingley is a residential operation and does not support a ‘fly-in/fly-out’ scheme, the majority of our workforce lives in the local area.

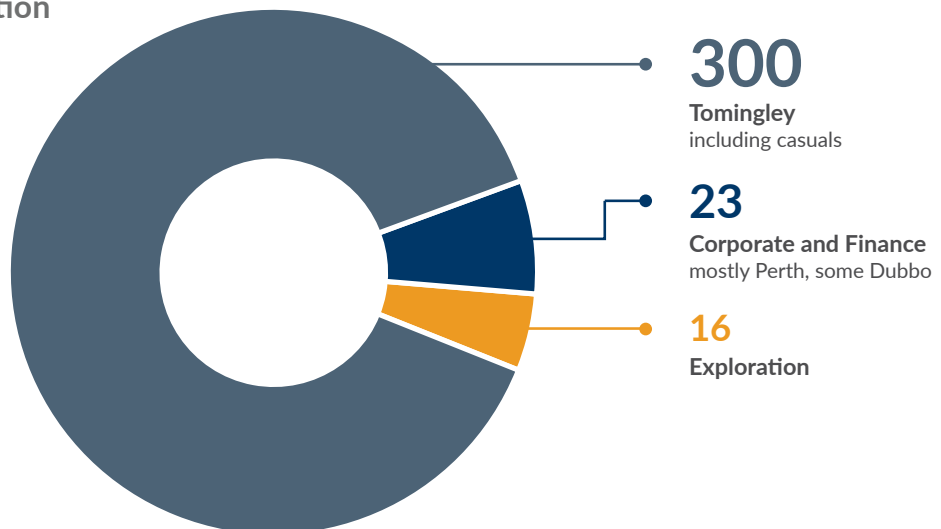
Alkane’s experienced exploration team has its main premises and core yard in Orange (Central West New South Wales), along with additional field facilities and core yard at the decommissioned Peak Hill Gold Mine.

At Peak Hill Gold Mine, Alkane also employs a site supervisor who maintains the mining leases and infrastructure while the site is under care and maintenance. We also have a shopfront office in the town centre of Dubbo.

At financial year-end, Alkane had 339 personnel engaged in the business.

Alkane workforce by location  
(30 June 2025)

**339 in total**



## Diversity and inclusion

Alkane is committed to actively managing diversity at all levels of the company, where diversity may result from a range of factors including age, gender, disability, ethnicity, marital or family status, religious or cultural background, sexual orientation and gender identity. We value the unique contributions made by people from all backgrounds, experiences and perspectives.

Alkane’s commitments are outlined in our Diversity Policy, which addresses equal opportunities in the hiring, training, flexible working practices and career advancement of directors, officers and employees.

We recognise the particular importance of attracting women to join the company and the mining industry more generally.

In support of improving overall female representation across the company, the Board has the following objectives, as outlined in the company’s Corporate Governance Statement:

- By 30 June 2027, at least 30 percent of directors on the Board will be female.
- By 30 June 2027, women will represent greater than 18 percent at all levels of the organisation. To arrive at this figure, we considered the average percentage of women working in ‘Metal Ore Mining’ according to Australia’s Workplace Gender Equality Agency for companies of different sizes.
- Hiring practices will continue to target female candidate representation.

As stated in the Diversity Policy, Alkane does not tolerate any form of discrimination, harassment, vilification and victimisation.



*“On finding myself in the mining industry, I discovered I really enjoy the unique environment. The Tomingley team is small and tight knit, making it easy to build good relationships across the site with colleagues from a range of backgrounds and experiences.”*

**- Lachlan, Environmental Coordinator**

## Diversity performance

The table below indicates the number and percentage of female and Aboriginal and Torres Strait Islander (ATSI)

employees at Alkane (excluding Tomingley contractors/subcontractors) at year-end for the past three years.

### Alkane female and ATSI employees

	30 June 2023	30 June 2024	30 June 2025
Women	32 (12%)	32 (10%)	36 (11%)
Aboriginal and Torres Strait Islander	32 (12%)	32 (10%)	41 (13%)

*Numbers include casuals but not contractors/subcontractors.*

At year-end, the Tomingley workforce included 39 people identifying as ATSI and 26 women.

Tomingley continues to encourage diverse candidates to apply for all roles include using gender-neutral or female-positive language in recruitment material and creating career profiles of Tomingley employees with diverse backgrounds.

We also continue to employ some women with less mining experience, with the view to training them in the desired skills. In a number of cases, these women have relocated to the Tomingley area with their more industry-experienced partners, also employed by Alkane.

### Numbers of Tomingley women by role



*"I thoroughly enjoy working at Tomingley, where I feel encouraged to try new things and strive to achieve. It's easy to go to work when you have a positive work culture and a great work-life balance."*

**- Gemma, Finance Officer**

## Health, safety and wellbeing

Alkane takes protecting our employees seriously. At Tomingley, our primary gold mining and production facility during FY2025, we continue to prioritise safety and strive for continuous improvement of the site's Safety and Health Management System. Alkane also maintained health and safety management systems for the Peak Hill Gold Mine and our exploration team, based in Orange.

### Safety approach at Tomingley

The health, safety and wellbeing of our employees remains our highest priority at Tomingley. We embed safety into every decision and action to support safe production. Employees are actively encouraged to assess potential risks, intervene when unsafe acts are observed, and critically consider 'what could go wrong' before undertaking tasks.

Our safety strategy places strong emphasis on leading indicators to drive continuous improvement and strengthen injury prevention. Tomingley's dedicated Work Health and Safety (WHS) team works across all levels of the operation to:

- Deliver essential safety training and refresher programs
- Strengthen hazard identification and critical control verification processes
- Implement robust safety systems and monitoring tools
- Ensure compliance with site and legislative requirements.

We remain committed to reducing injuries, preventing catastrophic incidents, and maintaining our record of zero fatalities.

**FY2025 focus:** A key priority was the rollout of practical cultural initiatives such as Back 2 Basics and the expansion of the Safe 2 Handle program. These initiatives helped lift workforce engagement and reinforced a proactive approach to safety.

**FY2026 focus:** Our focus has shifted to enhancing frontline leadership capability, embedding learnings from hazard audits, and leveraging technology to improve both hazard management and health outcomes.

## Tomingley safety programs and initiatives in FY2025

### Back 2 Basics initiative


The Back 2 Basics initiative continued in FY2025 with strong workforce participation. This program reinforces the core safety principles of hazard identification, risk control and reporting, while aligning our workplace culture with industry benchmarks.

In FY2026, the initiative will be expanded to include crew-based safety improvement projects, where employees lead initiatives to improve their work areas.

### Safety and Health Management System

Following the creation of the Tomingley Training Strategy in FY2024, FY2025 saw measurable improvements in training completion rates, verification of competency and compliance tracking.

In FY2026, the focus will be on digitising training records and building leadership capability through targeted supervisor training modules.



Tomingley underground

## Falcon Bolt project runner-up at NSW Mining Awards



*Falcon Bolt installation at Tomingley underground*

For a submission entitled 'Removing the "worst job" in the mine', Tomingley was runner-up in the 'Health Excellence' category of the NSW Mining Health, Safety, Environment and Community Awards in August 2025.

The project, a collaboration with Jennmar Australia, eliminated most heavy manual tasks from cable bolt installations in the mine.

Cable bolts are conventionally used underground to secure slabs of rock against rockfalls. The job used to be time-consuming and labour-intensive, with risk of manual handling, chemical and eye injuries.

In response to several back strain injuries and feedback from employees, we worked with Jennmar to trial and implement Jennmar's new Falcon Bolt, a self-drilling rock bolt that is drilled, installed and tensioned all in one step by a Jumbo.

Following multiple successful trials throughout 2023, Tomingley began implementing Falcon Bolts in lieu of cable bolts in early 2024 and has been using them exclusively since July 2024.

In parallel, we replaced the labour-intensive and messy grouting process (required to encapsulate the installed Falcon Bolts), with a new resin-injection system that eliminates manual handling and exposure to respirable crystalline silica (RCS) powders.

The combined Falcon Bolt and resin-injection encapsulation system provides significant health, productivity and quality control benefits at Tomingley. The elimination of most manual handling and mess has made the new processes extremely popular with our operators.



*“The team at Tomingley are great value – always friendly and approachable. They have great communication and take safety seriously. I still love this industry and my job just as much as when I first started.”*

**- Casey, Underground Utility Operator**

### **New WHS management platform**

In FY2025, Tomingley commenced the transition from the Noggin system to SAI360, a modern electronic WHS management platform. The move reflects Alkane’s commitment to strengthening governance, improving data visibility, and embedding proactive safety management practices across the organisation.

The planned focus for FY2026 is embedding the system into day-to-day operations.

### **Managing principal hazards**

Our Fatal Hazard Program matured further in FY2025, supported by a structured audit program to verify controls.

In FY2026, the program will expand to include cross-department peer reviews of Principal Hazard Management Plans, encouraging knowledge-sharing and strengthening site-wide accountability.

### **Safe 2 Handle program**

The Safe 2 Handle program has been instrumental in addressing manual handling risks. In FY2025, we increased training intensity with awareness sessions, onsite physiologist interventions, and wearable technology trials. Early results demonstrated improved reporting of discomfort and proactive task redesign.

In FY2026, the program will be supported by the rollout of the Safe 2 Handle app, providing employees with interactive guidance, real-time ergonomic reminders and digital reporting of high-strain tasks.

### **Respiratory Health Monitoring**

In FY2025, Tomingley advanced its Respiratory Health Monitoring program, building on regulatory requirements and industry best practice. Respiratory health is a critical focus area for Tomingley, given the nature of underground and surface mining activities and the potential exposure to dust, diesel particulates, and other airborne contaminants. Protecting workers from occupational lung disease remains a key health priority.

Key elements of the program included:

- **Baseline and periodic health checks** – All employees in designated risk categories underwent baseline lung function testing (spirometry), with regular follow-up assessments scheduled in line with NSW Mining legislative requirements.
- **Dust and contaminant monitoring** – Personal exposure monitoring was increased across high-risk work areas to provide more granular data on respirable dust and crystalline silica exposure. Results were reviewed monthly by the WHS team and site leadership.
- **Education and awareness** – Toolbox talks and health campaigns highlighted the long-term risks of dust exposure, correct respirator use and the importance of early reporting of respiratory symptoms.
- **Respiratory protective equipment (RPE)** – The program included face-fit testing for all employees required to wear respirators. A structured replacement schedule for respiratory PPE was introduced to ensure ongoing compliance and comfort.

### Additional FY2025 achievements

- Delivered weekly onsite physiotherapy sessions, providing timely access to treatment and early intervention.
- Expanded ergonomic and musculoskeletal injury prevention strategy through task analysis, manual handling assessments and physiologist-led coaching.
- Reinforced Safe 2 Handle program with increased awareness training and proactive task redesign and education.
- Supported employee wellbeing through the \$300 annual Health and Wellbeing Rebate, encouraging fitness and lifestyle initiatives that reduce injury risks.



Tomingley

### Tomingley safety performance

In FY2025, there were 16 recordable injuries at the Tomingley site, including four Lost Time Injuries (LTI) and five Medical Treated Injuries (MTI). The total recordable injury frequency rate (TRIFR) was 9.9, a 68 percent reduction on FY2024 (TRIFR of 31.2). There were also 54 first aid injuries treated.

Source data	FY2023	FY2024	FY2025
Tomingley TRIFR	28.08	31.22	9.0

### Exploration team

Alkane’s exploration team undertakes an annual review of the exploration safety management system, safe work practices, and annual safety targets.

In FY2025, in addition to reviewing all safety work procedures, the team commenced a review of the safety systems for the rehabilitated Peak Hill Gold Mine (PHGM), which is used as an exploration base. During the reporting period, the exploration team had zero reportable injuries.

Our targets for FY2026 are to maintain a negligible rate of injuries and to complete the substantial review of the PHGM safety systems.



Exploration

# Communities

Alkane respects and strives to respond to the needs of all our stakeholders. We communicate with openness and integrity and aim to leave a lasting positive legacy for our host communities.

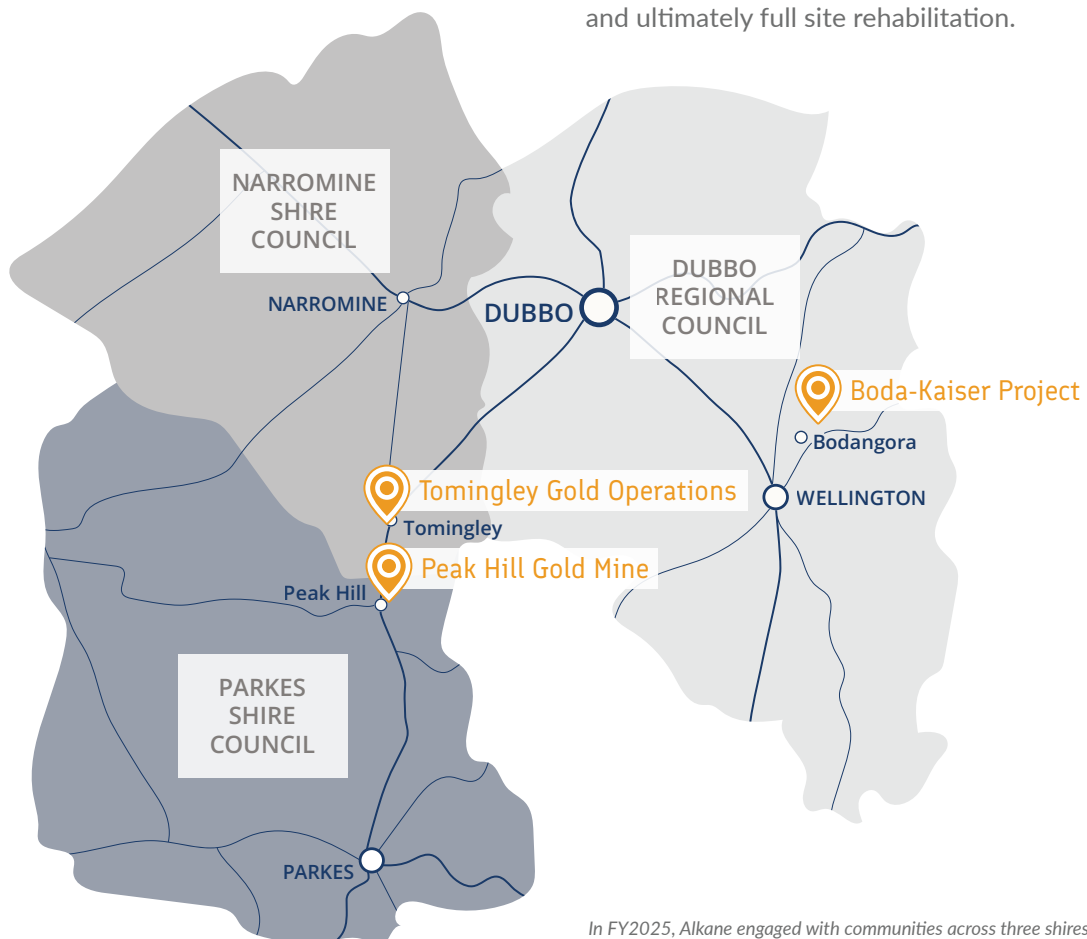
## Stakeholder engagement

Alkane engages regularly with a range of stakeholders. Our social licence to operate relies upon sustained positive relationships with our employees, contractors, neighbours, local indigenous and host communities, government and industry bodies, and investors.

## Host communities (NSW)

During FY2025, Alkane actively engaged with the host communities surrounding our operations and projects in Central West New South Wales – specifically in Narromine Shire, Parkes Shire and the Dubbo Regional local government area.

We take a long-term and respectful approach to building and nurturing community relationships. This begins from the earliest stages of exploration and continues through project development, operations, and ultimately full site rehabilitation.



*In FY2025, Alkane engaged with communities across three shires in Central West New South Wales.*

### **Dubbo Regional Local Government Area, Boda-Kaiser Project**

Alkane has been embedded in the Dubbo Regional Local Government Area for more than two decades. Over that time, our Dubbo office has provided technical and administrative support for all our activities across tenements in NSW. Our deep relationships with the Dubbo community provide a strong foundation for our ongoing exploration and potential development activities.

Our Boda-Kaiser Project (part of the Northern Molong Porphyry Project) lies near the historic mining village of Bodangora. Development of Boda-Kaiser would return gold and copper production to the Wellington district after a long hiatus. Mining will further add to the diversification of the economy on the doorstep of Wellington.

Over the past several years, we have strengthened our relationships with these communities through engagement, sponsorships and, more recently, a six-monthly community newsletter.

### **Parkes Shire, Peak Hill Gold Mine**

Alkane has been part of the Peak Hill and Parkes Shire communities since operating Peak Hill Gold Mine from 1996 to 2005. We still use the site to host our Central West exploration base and core yard. After three decades, we continue to nurture positive relationships and remain active in the community.

The rehabilitated Peak Hill Gold Mine open cut landscape is open to the public, providing a unique opportunity for visitors to learn about modern mining and land rehabilitation. We also own historic buildings in Peak Hill that are leased for minimal rents to community organisations.

### **Narromine Shire, Tomingley Gold Mine**

Since discovering the orogenic gold deposits at Tomingley in the 2000s, Alkane has established positive cooperative relationships with the communities around Tomingley village, Dubbo and the broader Narromine Shire. Our regular engagement activities include participation on the Tomingley Community Consultative Committee, publication of four-monthly community newsletters, sponsorship programs and participation in school and community events.

## **Bat survey on Kaiser Hill**

Alkane supported Mid Macquarie Landcare's microbats survey, part of the wider Bats in Backyards citizen science project from Saving our Species (SoS), the NSW Government's flagship threatened species conservation program.

Mid Macquarie Landcare installed an 'audiomoth' device near the old Kaiser workings from 10-17 April 2025. The detector recorded night-time echolocation signals of bats passing the detector as they foraged during the night. These were analysed using software to confidently identify 10 different insectivorous bat species, including two listed as vulnerable: the Large Bent-winged Bat (*Miniopterus orianae*) and Yellow-bellied Sheath-tailed Bat (*Saccolaimus flaviventris*).

Kaiser represents one of about 20 bat recording sites around Wellington and Dubbo so far this year. Mid Macquarie Landcare Group is a not-for-profit organisation, centred around Wellington and Dubbo.



Mid Macquarie Landcare installed a bat recording device at Kaiser for one week in April.

# Key community engagement activities in FY2025 (Central West NSW)

## Alkane activities

- Tomingley Community Consultative Committee meetings – August 2024, November 2024, February 2025, May 2025
- Tomingley community newsletters – July 2024, December 2024, March 2025
- Bodangora community newsletter (Boda-Kaiser) – November 2024, May 2025

- Tomingley community consultation for Tomingley Gold Extension Project (Newell Highway and Kyalite Road diversions)
- Attended Peak Hill CCC meeting to provide an update on the Tomingley Gold Extension Project (28 April 2025)

## Community activities and events

- Attended careers and education events
  - NSW Mining Careers Dinners in Parkes (19 March 2025) and Orange (3 June 2025)
  - Western Plains Science & Engineering Challenge (also sponsor) (26 March 2025)
  - Dubbo Secondary College regional careers expo (8 May 2025)
  - Clontarf Foundation Employment Forum (22 May 2025)
- Hosted visits to Tomingley Gold Mine
  - Clontarf Coonamble students (4 July 2024)
  - Hollow Hog Field Day – demonstration of constructing hollows in live trees (26 July 2024)
  - Clontarf Narromine students tree planting (20 August 2024)
  - TGO Community Consultative Committee (CCC) (22 August 2024)
  - Mining & Extractive Environment Team (14 November 2024)
  - Clontarf Wellington students (19 March 2025)
- Hosted visits to Peak Hill Gold Mine
  - Mining & Extractive Environment Team (14 November 2024)
  - Dubbo School of Distance Education (12 March 2025)
  - Chatswood High School Earth & Environmental Science (3 classes) (9 April 2025)
  - Dubbo Senior College (7 May 2025)
  - University of New England SWEDG (29 July 2024)



2025 NSW Mining Careers Dinner, Orange



Clontarf Foundation Employment Forum

For personal use only

### Community activities and events (continued)

- Supported shows and festivals
  - Sponsored and staffed a booth at the Peak Hill Show (August 2024)
  - Sponsored and staffed a booth at the Wellington Show, including yard dog trials (24 May 2025)
  - Staffed a booth at the Dubbo Show (30 May – 1 June 2025)
- Sponsored Cudgegong Jump Club's horse trials (December 2024)
- Sponsored and participated in the opening of the Peak Hill photographic exhibition (December 2024)
- Participated in Business Golf Days at Dubbo Golf Course
- Hosted BBQ for Comobella and Bodangora locals at Comobella Hall to discuss the Boda-Kaiser Project (20 February 2025)

- Attended, sponsored and judged the Narromine Car Club 2025 Car Show (16 March 2025)
- Attended and sponsored the Tomingley Picnic Races (5 April 2025)
- Supported Mid Macquarie Landcare's microbats survey by hosting bat recording device near Kaiser (April 2025)
- Hosted Mid-Macquarie Landcare field day and 'Hollow Hog' demonstration at Thule Hill (May 2025)



2025 Wellington Show

### Government & industry

In FY2025, Alkane actively engaged with key government and industry bodies that have oversight of mining and related activities in New South Wales. Alkane advocated for the metalliferous mining and exploration sectors via participation in the following organisations:

- **NSW Minerals Council** – Alkane personnel represent the company on most of the special interest committees and working groups (including Executive, Environment & Community, Exploration and OH&S Committees, and ESG, Rehabilitation and Mine Closure, Communications and Water Working Groups).
  - Alkane's exploration team contributed to NSW Minerals Council's submission to the Resources Regulator's Exploration code of practice: Community Consultation (June 2025).
- **Association of Mining and Exploration Companies** – Alkane is a member of this peak industry body for the Australian resources sector.
- **Water NSW Macquarie-Cudgegong Customer Advisory Group** – Alkane is represented in this CAG, which provides a forum for Water NSW to consult with a broad cross-section of customers on issues relevant to performance and delivery of services.
- **Regional Development Australia (RDA) Orana** – Alkane participates in various forums and events.

Alkane shares knowledge through papers, participation in selected industry forums and field trips, and hosting visits to Alkane projects by industry and educational groups. These activities enable us to connect with other professionals in the industry and discuss new methods and developments in the region.

Activities in FY2025 included:

- **Monthly technical industry talks/meetings** in Orange and Parkes run by the Central West Exploration Discussion Group (CWEDG) and the NSW branch of the Australian Institute of Geoscientists (AIG)
- **Australian Institute of Geoscientists (AIG)** (Silver sponsorship)
- **AIG Mines and Wines Conference** – presented on the Boda-Kaiser gold-copper deposits (5-6 September 2024)
- **Hosted MEET (Mining Environment Extractive Team)** to visit Tomingley mine and biodiversity offsets and Peak Hill regenerating bushland (14-15 November 2024)
- **RDA Orana Resources Energy and Industry Innovation Forum Day 2** – Participated on the panel: Energy & Circularity in practice (18-20 June 2025).

## Alkane hosts MEET event



At Peak Hill Gold Mine, MEET members descended the rehabilitated waste rock emplacement to view a 28-year-old naturally regenerating woodland. (Main photo: AMEC. Inset: Aurelia Metals)

Alkane hosted 51 members of the Mining and Extractive Environment Team (MEET) Central West for a 24-hour event on 14-15 November 2024. The event included a site tour of the Peak Hill and Tomingley Gold Mines, a networking session and a half-day conference.

MEET is an industry group connecting environment and community teams from mines, quarries and consultancies. Its members include representatives from most metalliferous mines in Central West NSW. The purpose of the event was environment and land management knowledge transfer within the industry.

Local environment consultants, AREA Environmental, provided a presentation on the intricacies of setting up biodiversity stewardship agreements, with reference to our recently planted Fuzzy Box seedlings. Delegates also viewed the regeneration progress of our original Tomingley and Peak Hill biodiversity offsets (one and nearly three decades of growth respectively).

At Peak Hill Gold Mine, MEET members walked across the rehabilitated waste rock emplacement, which is a long-term stable landform with excellent grass cover supporting many wallabies and kangaroos.

We also showed them trees that were planted in 1996 around the sediment ponds. These areas have become a naturally regenerating myall and river redgum woodland. Several shrub species have recruited to these early plantings, providing a diverse understorey of shrubs for woodland birds.

## Education

Alkane actively supports promotion of careers in earth sciences and mining. Activities in FY2025 included:

- **Australian Earth Science Education (AusEarthEd)** – Alkane is a sponsor of AusEarthEd, an organisation that aims to grow awareness of career opportunities in earth sciences and provide real-world context and resources for teachers and students.
- **UNSW Geoscience Society** – Alkane sponsored this student-run society and presented at an industry night (July 2024).
- **University of New England students** visited Peak Hill Gold Mine (July 2024).
- **RDA Orana Youth Forum** in Dubbo (November 2024)
- **Dubbo Secondary College** regional careers expo (8 May 2025)
- **NSW Mining Careers Dinners** in Parkes (19 March 2025) and Orange (3 June 2025)
- **Clontarf Foundation Employment Forum** (22 May 2025)
- **Western Plains Science & Engineering Challenge** (also sponsor) (26 March 2025).

We also supported the following university students during the FY2025 financial year:

- **University of New South Wales geology Honours student (to August 2024)** – This project investigated the Tomingley ore-bearing rocks.
- **University of New South Wales geology Honours student (to December 2024)** – This project looked at the sulphide chemistry of the Tomingley deposits. Alkane provided co-supervision and advice and paid for laboratory costs (approx. A\$15k) in FY2025.
- **Australian National University geology Honours student (to July 2025)** – This project investigated geochronology of the Boda-Kaiser ore-bearing rocks (funded laboratory/analytical services in July 2025).
- **University of New England geology vacation student** (Exploration, Summer 2024-2025)
- **Australian National University geology vacation student** (Exploration, Summer 2024-2025)
- **University of NSW Chemical Engineering vacation student** (Tomingley, Summer 2024-2025)
- **University of Wollongong Mining Engineering vacation student** (Tomingley, Summer 2024-2025).

## Investors

Alkane communicates openly with investors through ASX Announcements and investor presentations – all available on our website. Following major announcements, Alkane's Managing Director often discusses the development with investment media portals, Proactive, Crux Investor and Corporate Storytime.

Alkane's formal investor communications are complemented by a series of explanatory videos and presentations published on our website, where aspects of projects are discussed in greater detail.

- Boda-Kaiser Scoping Study webinar (July 2024)

In FY2025, Alkane's Managing Director and/or executive team gave investor updates as follows:

- Discussion with Crux Investor about the Tomingley 5-year plan (2 July 2024)
- Discussion with Crux Investor about the Boda-Kaiser Scoping Study (July 2024)
- Presentation at the Noosa Mining Conference (18 July 2024)
- Discussion with Proactive about Rockley (8 August 2024)
- Presentation at the Australian Gold Conference (August 2024)
- Presentation at the Resources Rising Stars Conference (September 2024)
- Interview with Crux Investor (11 November 2024)
- 2024 Year in Review video on Corporate Storytime (17 December 2024)
- Detailed interview with Crux Investor about Alkane's recent activities, current situation and future plans (21 February 2025)
- Presented at the Denver Gold Group Mining Forum Europe (April 2025)
- Discussion with Proactive about the high-grade gold intercepts and the ongoing resource expansion at Tomingley (10 April 2025)
- Q&A with Corporate Storytime about the then-proposed Mandalay merger (30 April 2025)
- Discussion of then-proposed Mandalay merger with Crux Investor (with former Mandalay President and CEO, current Board member, Frazer Bouchier) (22 May 2025).


Alkane also held two investor briefing days in Sydney and Melbourne following the Annual General Meeting in November 2024.

## Contributions to the economy

Alkane practises safe and sustained economic development for the long-term benefit of our

shareholders, employees, contractors, suppliers and host communities.

### Key Alkane economic contributions in FY2025



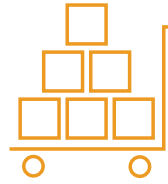
**Government payments**  
**\$11.4M**

(including \$8.4M in royalties, excluding income tax)



**Local council payments**  
**\$0.6M**

(rates and planning agreement)



**Suppliers**  
**\$246.6M**

(63% NSW)



**Sponsorships**  
**\$174.6k**

(excludes community fund)

### Developing resilient regional communities

Alkane supports the development of more resilient regional communities through the establishment of permanent infrastructure, sponsorship of local events and organisations, provision of training and career opportunities to local students and residents, and the engagement of local suppliers and service providers.

#### **Narromine Shire, New South Wales (Tomingley)**

Since 2014, when Tomingley Gold Operations commenced production, Alkane has supported the Tomingley and broader Narromine communities via a planning agreement with Narromine Shire Council. This provides funding for community projects (via the Tomingley Community Fund), council environmental projects and shire road works (separate from the road realignments Alkane is undertaking as part of the Tomingley Gold Extension Project).

In FY2025, a total of \$148,178 was awarded across more than 20 different projects under the Tomingley Community Fund (FY2024 \$118,000).

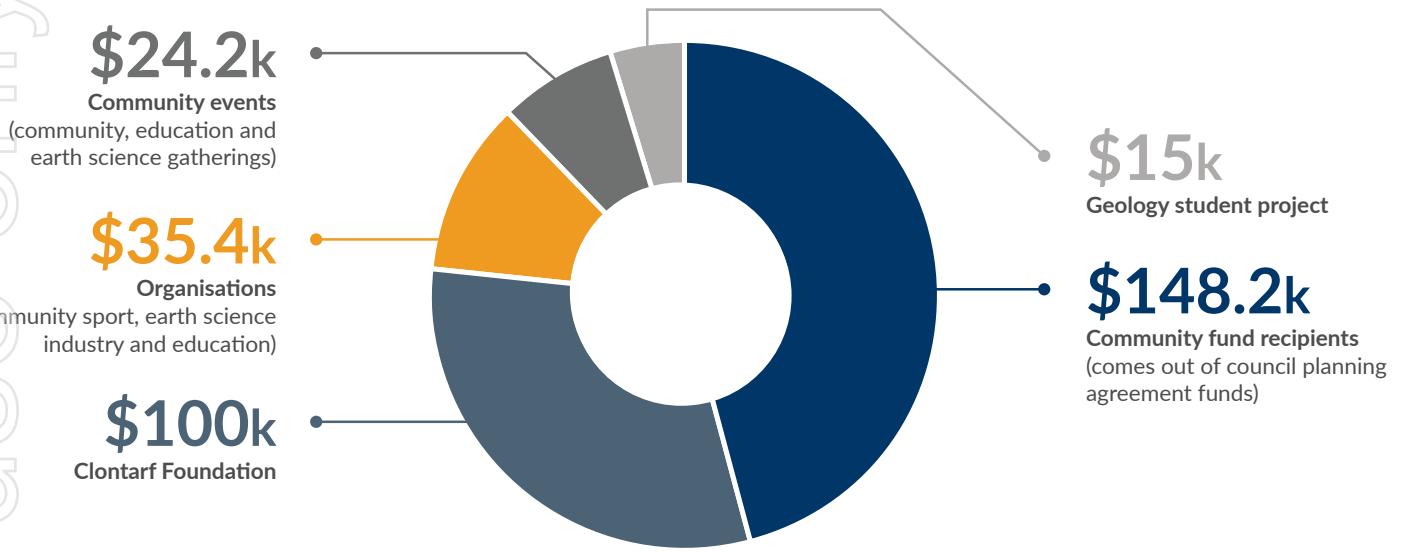
Supported projects and events included Pam’s Big Pink Breakfast to raise funds for breast cancer research, Narromine Community Skills Project towards running the 2024 Venetian Carnival in Narromine, THRIV3 Paddling Pathway Program towards running a kayaking trip on the Macquarie River for young people and the Murungidyal Paddling Pathways 2025 Program, Lifeline Central West for a men’s health event, and Tomingley Racecourse and Recreation Reserve towards the inaugural Tomingley Quick Shear event.

The Tomingley Gold Extension Project will see the operation continue beyond 2030. This will benefit the wider community in terms of continuation of employment, workforce and supplier expenditure, and community investment. The economic impact assessment estimated that 50 percent of operational expenditure over the life of the project is expected to be spent within the local area and 80 percent within New South Wales.

Outside the Tomingley Community Fund, Alkane sponsored around a dozen organisations and events across the Tomingley, Peak Hill, Dubbo, Parkes and Wellington communities. We also supported several students and educative organisations.

## Sponsorships

For personal use only



## Aboriginal engagement and cultural heritage

Alkane respects the traditions and culture of indigenous peoples and traditional custodians of the lands hosting our projects and activities.

### Our projects

During FY2025, our projects and activities took place in New South Wales, Australia, where we continue to ensure local Aboriginal groups are engaged and consulted on heritage and land access, as per the codes and guidelines established by Heritage New South Wales.

Our Tomingley operation lies on the traditional lands of the Upper Bogan River clan group, who are members of the Wiradjuri Nation. Today the operation lies within the boundaries of the Peak Hill Local Aboriginal Land Council (PHLALC).

An Aboriginal Cultural Heritage Management Plan guides the management of Aboriginal heritage sites identified within Alkane’s Mining Leases at Tomingley. The plan was developed in close consultation with several Wiradjuri Aboriginal stakeholder groups, including PHLALC.

The Aboriginal Cultural Heritage Management Plan has been reviewed and updated to cover the new Mining Lease and disturbance footprint associated with the Tomingley Gold Extension Project. A total of 39 sites of Aboriginal heritage significance were identified during the Environmental Impact Assessment in 2021, of which 12 will be disturbed by the project. We continue to work with the local Aboriginal community and archaeologists to manage disturbances, recover artefacts where possible and protect those that remain in situ.

Alkane has commenced conversations with local Aboriginal community representatives of the Wellington area, where the Boda-Kaiser project is located.



## Support for Aboriginal organisations and businesses

Over several years, Alkane has developed a strong relationship with the Clontarf Foundation's Narromine Academy. The Clontarf Foundation exists to improve the education, discipline, life skills, self-esteem and employment prospects of young Aboriginal and Torres Strait Islander men. We were a major sponsor of the foundation from 2020 to 2023 and entered into a new three-year sponsorship beginning in mid-2024.

Throughout the year, Alkane supported Clontarf in various ways, including:

- Clontarf Coonamble students visited Tomingley 4 July 2024.
- In August 2024, a group of students from the Clontarf Narromine Academy helped plant Fuzzy Box seedlings in new conservation areas at Tomingley and also enjoyed a visit to our Peak Hill Gold Mine.
- Clontarf Wellington students visited Tomingley 19 March 2025.
- 2025 Clontarf Foundation Employment Forum (22 May).

Additionally, Alkane engages indigenous businesses where possible; for example, an indigenous contractor was engaged to spray Boxthorn in TGO offsets in October 2024.

Clontarf students help plant trees at Tomingley



## Native title process initiated near Peak Hill

In May 2025, in keeping with the Native Title Act 1993 (Cth) (NTA), Alkane initiated the Right to Negotiate (RTN) process for the lands comprising Exploration Licence 6319 in the Peak Hill area. EL6319 surrounds the Peak Hill Gold Mine and encompasses several parcels of crown land south of the mine and east of the town – some 18 hectares in total.

The RTN process involved the NSW government publicly notifying any native title parties of Alkane's proposal to access the crown land for exploration. There were no native title claimants at the end of the four-month notification period.

Summary of stakeholder engagement activities

Stakeholder groups	How we engage	Key topics
Shareholders and investors	<ul style="list-style-type: none"> <li>ASX announcements and quarterly reports</li> <li>Interviews and investor briefings</li> <li>Video presentations</li> <li>Annual Report and Annual General Meeting</li> <li>Website</li> </ul>	<ul style="list-style-type: none"> <li>Operating performance</li> <li>Exploration results</li> <li>Balance sheet</li> <li>Mineral Resources and Ore Reserves</li> <li>Sustainability performance</li> <li>Corporate governance</li> </ul>
Employees and contractors	<ul style="list-style-type: none"> <li>Induction and training</li> <li>Meetings/briefings/toolboxes</li> <li>BBQ/pizza/food van days</li> <li>Internal social interactions (outside of work)</li> <li>Volunteer efforts</li> <li>Focus on residential employment</li> </ul>	<ul style="list-style-type: none"> <li>Health and safety performance</li> <li>Monthly site performance</li> <li>Employee and contractor recognition</li> <li>Employee share scheme</li> </ul>
Government and regulators (federal, state and local)	<ul style="list-style-type: none"> <li>Meetings, site visits, briefings</li> <li>NSW Minerals Council committees and working groups (participation)</li> <li>Association of Mining and Exploration Companies (participation)</li> <li>Water NSW Macquarie-Cudgegong Customer Advisory Group (participation)</li> </ul>	<ul style="list-style-type: none"> <li>Regulatory and legal compliance</li> <li>Environmental performance and management</li> <li>Community investment</li> <li>Project approvals and licences</li> <li>Metalliferous mining advocacy and feedback</li> </ul>
Mining and related industries	<ul style="list-style-type: none"> <li>Participation at industry forums</li> <li>Partnerships with educational institutions</li> <li>Sponsorship and participation with Australian Earth Science Education (AusEarthEd)</li> </ul>	<ul style="list-style-type: none"> <li>Metalliferous mining advocacy</li> <li>Technical methodologies</li> </ul>
Host communities	<ul style="list-style-type: none"> <li>Community Consultative Committee (Tomingley)</li> <li>Community newsletters</li> <li>Direct engagement and briefings</li> <li>Investment in community infrastructure</li> <li>Sponsorship of community projects and events</li> <li>Participation in community events</li> </ul>	<ul style="list-style-type: none"> <li>Environmental performance and management</li> <li>Project development</li> <li>Social and economic impact</li> <li>Economic contributions</li> <li>Career opportunities</li> </ul>
Aboriginal and Torres Strait Islander Peoples	<ul style="list-style-type: none"> <li>Meetings, site visits, briefings</li> <li>Investment and partnerships</li> <li>Sponsorship of Clontarf Foundation</li> </ul>	<ul style="list-style-type: none"> <li>Project development</li> <li>Culture and heritage management</li> </ul>
NGOs and special interest groups	<ul style="list-style-type: none"> <li>Presentations and talks</li> </ul>	<ul style="list-style-type: none"> <li>Project development</li> <li>Social and economic impact</li> </ul>
Landholders	<ul style="list-style-type: none"> <li>Meetings, contractual agreements</li> <li>Direct engagement and briefings</li> </ul>	<ul style="list-style-type: none"> <li>Land access and compensation agreements</li> <li>Infrastructure improvements</li> <li>Project development</li> <li>Social and economic impact</li> </ul>
Suppliers	<ul style="list-style-type: none"> <li>Meetings, contractual agreements</li> <li>Local procurement where feasible</li> </ul>	<ul style="list-style-type: none"> <li>Health and safety requirements</li> <li>Modern slavery requirements</li> <li>Contract conditions</li> </ul>

For personal use only

# Environment

Alkane's exploration, mining, processing and rehabilitation activities are carefully designed to minimise our environmental footprint and enhance biodiversity.

## Environmental management

Alkane takes environmental stewardship seriously – not simply as a legislative requirement, but as a demonstration of integrity and the respect we have for the land and our host communities. Environmental responsibility is embedded into the design of our activities and normal business practices.

### Tomingley

At Tomingley Gold Operations, a comprehensive Environmental Management Strategy (EMS) is underpinned by a series of site-specific environmental management plans available on our website.

These have all been updated to incorporate the extension of operations to the San Antonio and Roswell resources, and all but one have been approved by the New South Wales Department of Planning, Housing and Infrastructure (DPHI).

A dedicated Environmental Management team undertakes regular monitoring of air, water, noise and blasting to ensure site compliance with project approvals, licences and permits. Annual environmental reporting includes:

- Annual Review (NSW DPHI)
- Annual Return (NSW EPA)
- Annual Rehabilitation and Biodiversity Monitoring Assessment Report (NSW DPHI)
- Annual Rehabilitation Forward Program & Report (NSW Resources Regulator)
- National Pollutant Inventory Reporting (NPI)
- National Emissions and Energy Report (NGER)

Tomingley water storage





### Independent environmental audit

During October 2024, a government-approved independent auditor visited the Tomingley site to complete the three-yearly environmental audit of our operations. For the first time, the audit also encompassed the Tomingley Gold Extension Project.

DPHI accepted the audit report as meeting the audit requirements and also accepted the submitted action plan to address 34 identified minor non-compliances (out of 501 conditions audited). Of the non-compliant conditions, 32 were administrative (applied where the non-compliance does not risk environmental harm). The other two were rated as 'low' and related to areas of soil erosion and hydrocarbon storage, both of which are part of ongoing site improvement works.

### Environmental performance in FY2025

No noise, dust or vibration exceedances were recorded at Tomingley during the reporting period, and there were zero reportable incidents.

We received one complaint (January 2025) relating to an alleged odour release from site. Following a site investigation, we contacted the complainant and established an action plan to mitigate this risk. No further complaints were received on this matter.

Details of Tomingley's environmental performance can be found on Alkane's website.

**No noise, dust or vibration exceedances were recorded at Tomingley during FY2025.**

### Peak Hill Gold Mine

Although Peak Hill Gold Mine ceased operating in 2005 and the site is largely rehabilitated, it remains an active mining lease. Environmental management actions include waste management, minor soil remediation works, pest animal and weed control, monitoring and reporting.

Annual environmental reporting includes:

- Environmental Management Report (NSW DPHI, Resources Regulator, Parkes Shire Council)
- Rehabilitation Management Forward Program & Report
- Pollution Incident Response Plan.

### Exploration

Alkane adheres to strict environmental protocols during all exploration activities. For surface-disturbing drilling campaigns, we complete a comprehensive 'review of environmental factors' (REF) report as part of the approval process.

The REF evaluates potential impacts across categories including air, water, soil and stability, noise and vibration, hazardous substances, waste and emissions, vegetation, threatened species, biodiversity, social, Aboriginal heritage, and land use (agricultural) impacts. In obtaining approval to undertake exploration activities, Alkane commits to courses of action in compliance with the information supplied.

For each drilling program, we are also required to submit rehabilitation plans and later provide evidence that the rehabilitation was successful.

## Water

Alkane recognises that water is a valuable resource we share with our communities, including towns and agricultural enterprises near our operations and projects. Our activities are carefully designed to use water responsibly and efficiently.

Our approach to water management at Tomingley is comprehensively described in the site’s Water Management Plan, which contains details of the New South Wales regulatory environment and water licences. The Water Management Plan has been updated by an external consultant to incorporate the Tomingley Gold Extension Project and was approved by DPHI in September 2024.

### Water licences

The main water supply at Tomingley Gold Operations is raw water from the Woodlands Borefield, piped approximately 46 kilometres from east of Narromine. The entitlement of 1,000 megalitres (ML) is sufficient for the site’s net requirements, where water is primarily lost by entrainment in processing residue.

To support the proposed increased throughput at Tomingley, we have acquired a second, backup Water Access Licence for 400ML from the Mid Macquarie Alluvial Aquifer. This licence is yet to be utilised and will require infrastructure to be installed prior to accessing (if needed).

### Tomingley bore water use consumption and efficiency

	FY2023	FY2024	FY2025
Total water drawn from bore (ML)	401	470	477
Per tonne of ore processed (L/t)	375	415	411
Per ounce of gold poured (L/oz)	5,709	8,214	6,804

## Water management and consumption

Tomingley employs a range of measures to optimise water management and minimise consumption of clean (raw) water. For example, surface runoff due to rainfall is contained in sediment ponds, then used for dust suppression. The process water system preferentially uses water from an internal recycling circuit, with new bore water used to top up the process water only as required. Water is recovered and recycled multiple times before it evaporates out of the process water system.

The table below shows bore water consumption and efficiency at Tomingley over the past three years. In FY2025, the site again drew below 50 percent of its 1,000ML entitlement.

The water management system at Tomingley includes infrastructure (drains, dams, pumps and pipelines) to manage clean, raw, dirty, mine and process (contaminated) water. These systems are rigorously maintained to protect the integrity of natural surface and groundwater flows.

Water testing near Tomingley



## Emissions and energy

Alkane acknowledges the need for the mining sector to transition towards renewable energy sources and reduce greenhouse gas (GHG) emissions to combat climate change.

We are aware approval of future project developments are likely to require substantial commitments to renewable energy solutions and continue to evaluate the feasibility of renewable and low-emission power sources for incorporation in our projects.

Tomingley continues to explore renewable energy solutions to provide an effective proportion of the power requirements for the Tomingley processing plant and other site infrastructure. During FY2025, a fleet of new diesel/electric hybrid underground mining equipment arrived on-site.

### Tomingley Air Quality and Greenhouse Gas Management Plan

Consent conditions for the Tomingley Gold Extension Project require Tomingley to prepare an Air Quality and Greenhouse Gas Management Plan that includes measures taken to minimise Scope 1 and 2 GHG emissions and improve energy efficiency. The plan will be updated every three years to describe progress and set goals around abating Scope 1 and 2 GHG emissions.

Following consultation with the New South Wales Environment Protection Authority, resulting in a revision to the draft plan, the DPHI approved Tomingley's Air Quality and Greenhouse Gas Management Plan in March 2025.

### Tomingley emissions and energy data

	FY2023	FY2024	FY2025*
<b>Greenhouse gas emissions</b>			
<b>Total emissions</b>			
Scope 1 & Scope 2 (t CO <sub>2</sub> -e)	58,054	58,631	67,425
<b>GHG intensity (t CO<sub>2</sub>-e/oz)</b>	0.83	1.02	0.96
<b>Energy</b>			
<b>Total consumed (GJ)</b>	421,507	442,311	508,657
<b>Energy intensity (GJ/oz)</b>	6.00	7.74	7.25

\*FY2025 data is estimated. Note that, due to changes in fuel and energy use, the estimate may be less accurate than in previous years.



Air monitoring station near Tomingley

### Emissions reporting

Alkane collates and reports annual GHG emissions and energy consumption data for Tomingley Gold Operations in line with the National Greenhouse and Energy Reporting (NGER) scheme and the National Pollutant Inventory (NPI).

- Scope 1 GHG emissions are predominantly associated with the mining fleet.
- Scope 2 GHG emissions relate to electricity purchased from the grid.

The FY2024 and estimated FY2025 emissions and energy data reflect a period of extensive construction associated with the Tomingley Gold Extension Project.

## Waste management and recycling

Alkane takes care to manage the waste generated by our operations responsibly and securely. Through careful design, construction, and maintenance, we preserve the structural integrity of our waste storage facilities and ensure they are fit for purpose.

Wherever it is practical, we seek opportunities to repurpose and recycle consumables to recapture key materials and minimise our impact on landfill.

### Waste rock management

Where practical, waste rock from underground mining has been used for construction projects around the site – such as construction of amenity bunds and buttresses of the residue storage facility. The balance was initially stored in two purpose-built waste rock emplacements that have been rehabilitated.

In FY2025, suitable waste material was used in the construction of several civil works projects, including the construction of a new access road between the existing operations and the new extension project area. Residual waste rock from underground operations was also used to backfill mined stopes and underground voids.

### Residue management

Processing residues at Tomingley are treated in a cyanide destruction circuit, then stored in the site's purpose-built residue storage facilities (RSF).

RSF1 is a 'High A' consequence category upstream dam with perimeter deposition. It is designed as a non-release facility capable of storing a 'probable maximum precipitation' event. Being nearly full, this dam is on care and maintenance. It has undergone extensive buttressing to maintain appropriate factors of safety and further rehabilitation will be done at end of mine life.

Currently in use is RSF2, a 'Significant' consequence category dam, following a centreline lift methodology with perimeter deposition. It is a non-release facility with emergency spillways. Construction of cell 1 was completed in FY2024 and cell 2 in the first quarter of FY2025.

Both RSFs are designed and constructed according to ANCOLD guidelines and Dams Safety NSW Regulations. They are operated according to the

Residue storage facility at Tomingley



site's comprehensive Dam Safety Management Plan, which incorporates an 'operations, maintenance and surveillance' manual and an emergency response plan.

### Recycling

Tomingley utilises several waste management contractors to collect and recycle consumables such as metal (used in large quantities underground), tyres, machine oil and general waste/recycling.

Tomingley recycling FY2025:

- Waste material not recycled (general waste, construction and maintenance scrap etc): 502,318kg (FY2024: 328,044kg)
- Waste material recycled (tyres, oil, metal, cardboard, plastic etc.): 149,109 (FY2024: 367,198kg)

*NOTE: Volumes here are approximate due to changes in site reporting requirements. FY2025 and FY2024 waste numbers are above average due to extensive construction. FY2024 recycled material was above average due to scrap metal clean-up campaign (additional 200,000kg being recycled).*

## Rehabilitation and land management

Alkane abates the impact of our operations to the landscape through sensitive project design, progressive rehabilitation, and sustainable farming practices. We aim to minimise our footprint and improve the productivity of residual agricultural lands that are not disturbed.

### Rehabilitation of mine sites

We understand the importance of returning sites to stable and productive ecosystems once mining is finished. At Peak Hill Gold Mine, where operations ceased in 2005, the rehabilitated site is enjoying the natural regeneration of trees and shrubs from original plantings in 1996 and seed blown in from neighbouring properties. Landscape function analyses across parts of the mining lease indicate the site is in better ecological condition than when mining commenced.

To meet Resource Regulator requirements, Alkane proposes to remediate an area (less than 10,000 square metres) of scalds on the 50 hectares of final landforms at Peak Hill Gold Mine (heap leach and waste rock emplacement) during FY2025-FY2027.

Alkane undertakes progressive rehabilitation of our disturbances at Tomingley Gold Operations – and will continue this practice when mining is extended to new resources nearby. The two original waste rock emplacements at Tomingley have been rehabilitated. High levels of rainfall in recent years have generated good vegetation growth, including acacias and eucalypts.

### Rehabilitation management plans and reports

All rehabilitated landforms continue to be monitored and the required reports prepared for government departments. Where applicable, the reports are also available on Alkane's website.

For each of Tomingley and Peak Hill (required by the NSW Resources Regulator):

- Rehabilitation Management Plan
- Rehabilitation Forward Program (Annual – rolling plan for next three years)
- Rehabilitation Management Report (Annual – measures actions of forward program)

Required by the NSW Department of Planning, Housing and Infrastructure:

- Tomingley Rehabilitation and Biodiversity Monitoring Assessment report (Annual)
- Peak Hill Environmental Management Report (Annual)

### Rehabilitation of exploration prospects

Alkane's exploration team also rehabilitates the land disturbed by drilling activities. This is managed via a rehabilitation plan created with the input of the landowner, with all stages carefully documented. Once rehabilitation of an exploration site is completed, we submit a report to the NSW Department of Planning, Housing and Infrastructure.

Alkane uses an inhouse mobile app to streamline management and documentation of our rehabilitation activities. Sites are rehabilitated progressively, as permitted by weather.

Tomingley

## Integrated mining and agriculture

Over the past few years, the properties Alkane acquired for the Tomingley Gold Extension Project have been managed by our agricultural partner, Toongi Pastoral Company (TPC). TPC is a sustainable farming enterprise founded by Alkane in 2016 to manage the agricultural land associated with the polymetallic Dubbo Project (now owned by our former subsidiary, Australian Strategic Materials).

### Land Management Plan

TPC developed a Land Management Plan for all the lands associated with the project, spanning their use before, during and after mining. The plan encompasses:

- Agricultural land outside the mining lease and highway construction zone, where the focus will be enhancing agricultural productivity
- Allocated revegetation zones, where we will focus on enhancing the biodiversity of flora and fauna
- Land that will be rehabilitated after mining has finished and returned to agricultural productivity
- Land that will be rehabilitated and not returned to agriculture (open cut voids and waste rock emplacements), and
- Land that will be used for construction of new roads.

Over the year, the TPC team worked closely with the Tomingley project and external civil works teams to plan stock withdrawals on a paddock-by-paddock basis. Some of the relinquished paddocks are becoming biodiversity offset areas; others lie within the mining lease footprint or Newell Highway realignment project areas.

Exclusion zones have been established between fenced-off farming lands and the operations and civil project areas, which will have separate high-security fences. The land in these exclusion zones (up to 300 metres) will be left to rest for the foreseeable future.

### Enhancing agricultural productivity

Per the project's consent conditions, Alkane has committed to improving the overall land and soil capability of the agricultural land that will not be disturbed by the Tomingley Gold Extension Project (approximately 1450 hectares). This will yield a net gain in long-term agricultural productivity to offset the land that will be permanently removed from agricultural production.

To achieve this, TPC aims to establish a mixed agricultural enterprise that demonstrates leading practice sustainable farming technologies – including genetics, soil and pasture management, pest and weed management, and carbon sequestration solutions.

The goal is to increase the carrying capacity by approximately five percent per year to improve the average agricultural carrying capacity of approximately 3.1 dry sheep equivalent (DSE) to approximately 6.0DSE by 2035.

During FY2025, many of the paddocks underwent rest and recovery as a precursor to TPC eventually establishing vegetation suitable for increasing soil carbon content – and thereby improving water holding capacity. Other paddocks were on crop rotation with grain and forage crops for sheep and cattle.

## Biodiversity

Alkane works hard to protect and nurture the wide variety of native species that live in and around our projects. Through careful management of rehabilitation and biodiversity offset areas, we aim to restore wildlife habitats and enhance native flora and fauna populations.

### Peak Hill

At Peak Hill Gold Mine, our rehabilitation efforts have resulted in an increasingly species-rich site, with several native and woodland bird and mammal species, not present pre-mining, now thriving. The original tree plantings from 1996 are now around 20 metres tall. They have led to natural regeneration of the woodland species on site.

*Last graze of cattle on land earmarked to become a biodiversity offset area (late 2024).*



## Tomingley

For the original mining lease at Tomingley, designated biodiversity offset areas totalling 157 hectares are protected in-perpetuity by a binding Conservation Property Vegetation Plan, signed in agreement with Central West Local Land Services.

These areas comprise a mix of native grassy woodlands being conserved (80ha) and extensions to these woodlands through ameliorative revegetation (77ha). Ongoing management activities include revegetation (endemic trees, shrubs, herbs and grasses), weed control, feral animal control and protection of native species from introduced predators.

Alkane obtained an additional mining lease in July 2023 for the Tomingley Gold Extension Project. Approximately 78 hectares will be disturbed by this extension to operations, mostly cleared agricultural land with isolated paddock trees. With no significant habitat to be cleared, we will offset the small biodiversity impacts in accordance with the NSW Government's requirements, as per the consent conditions for the project. This will include paying into the New South Wales Biodiversity Conservation Trust, as well as establishing a new biodiversity stewardship agreement (see below).

### **Biodiversity monitoring and reporting**

All the biodiversity activities associated with the extension project have been included in Tomingley's updated Biodiversity Management Plan, Annual Rehabilitation and Biodiversity Monitoring Assessment Report, as well as other relevant documentation (approved August 2025).

The annual Rehabilitation and Biodiversity Monitoring Assessment report measures and compares the ecological recovery of conservation and mine rehabilitation areas at Tomingley against reference sites (remnant woodland and native grasslands). This report is submitted to the NSW Department of Planning, Housing and Infrastructure in October each year.

A biannual fauna monitoring report is also prepared by external ecological consultants with data obtained from an extensive field assessment program.

This report guides the ongoing management of native fauna around the Tomingley operations, with the most recent assessment and report being completed in March 2024.

### **Biodiversity stewardship agreement**

To offset some of the 1,724 ecosystem credits generated by the disturbance footprint of the Tomingley Gold Extension Project, Alkane is seeking

to establish a binding in-perpetuity biodiversity stewardship agreement (BSA) for approximately 290 hectares of protected conservation areas on land outside the mining lease and highway realignment project.

These areas comprise former cropping paddocks and remnant native grassy woodland areas that Alkane intends to restore and protect – including Fuzzy Box (*Eucalyptus conica*), Western Grey Box (*Eucalyptus microcarpa*) and Belah (*Allocasuarina cristata*) woodland.

The impetus for the BSA was the lack of available Fuzzy Box Woodland (Plant Community Type 201) offsets through third parties. Endemic to eastern Australia, Fuzzy Box is a locally uncommon species and classified as a Threatened Ecological Community under the NSW Biodiversity Conservation Act 2016. Fuzzy Box Woodland is approximately 94 percent cleared from the pre-European extent and, although once widespread, is naturally confined to low-lying wet areas and doesn't naturally grow in large patches.


The BSA will save Alkane significant capital and provide a superior, environmentally beneficial solution that ensures vegetation impacted by the project is replaced within the immediate local environment.

A comprehensive report, prepared by AREA Environmental & Heritage Consultants, is under consideration with the NSW Department of Climate Change, Energy, Environment and Water (DCCEEW).

Tomingley wildlife



## Restoring native grassy woodlands



*Tree planting in biodiversity offset areas near Tomingley*

Alkane has already commenced actively restoring native Fuzzy Box Woodland in broad drainage lines that would have originally carried this species.

Lands totalling 123.3ha have been fenced and in August 2024 were planted with 1,200 Fuzzy Box seedlings propagated from seed collected from remnant Fuzzy Box stands on Alkane's land at Tomingley.

Additionally, in September 2024, about 20 trimmed, dead Western Grey Box trees containing hollows were erected amongst the new Fuzzy Box plantings. Restoring hollows and tree crowns helps reestablish essential nesting and roosting habitat for Australian wildlife. The thermal properties of hollows inside dead trees are superior to those of thin-walled nesting boxes.

The value of this approach was immediately demonstrated when a pair of cockatiels were spotted investigating one of the re-erected, hollow-bearing dead trees within 24 hours of installation.

The Fuzzy Box seedlings planted in August 2024 continue to do well. By March 2025, they had almost doubled in size.

Elsewhere on the property, Alkane is already seeing strong natural regeneration of Fuzzy Box and other native plant species in the vicinity of Fuzzy Box seedlings planted earlier, in 2021.

For personal use only

# FINANCIAL REPORT



# Directors' Report

The directors present their report, together with the financial statements, on the consolidated entity (referred to hereafter as the 'consolidated entity' or the 'group') consisting of Alkane Resources Ltd (referred to hereafter as the 'company' or 'parent entity') and the entities it controlled at the end of, or during, the year ended 30 June 2025.

## Directors

The following persons were directors of Alkane Resources Ltd (Alkane) during the whole of the financial year and up to the date of this report, unless otherwise stated:

- I J Gandel (Resigned as Non-Executive Chair 5 August 2025) (Appointed Non-Executive Director 5 August 2025)
- N P Earner
- D I Chalmers (Resigned 5 August 2025)
- A D Lethlean (Resigned 5 August 2025)
- G M Smith (Resigned 5 August 2025)
- A Quinn (Appointed 5 August 2025)
- B Mills (Appointed 5 August 2025)
- F Bouchier (Appointed 5 August 2025)
- D Duffy (Appointed 5 August 2025)

The Board continues its efforts to seek to appoint additional independent members who will bring complementary skill sets and diversity to the group's leadership.

## Information on Directors and Company Secretaries

**Ian Jeffrey Gandel – Non-Executive Director**  
LLB, BEc, FCPA, FAICD

Appointed Director 24 July 2006 and Chair 1 September 2017. Resigned Chair and appointed Non-Executive Director 5 August 2025.

Mr Gandel is a Melbourne-based businessman with extensive experience in retail management and retail property. He has been a director of the Gandel Retail Trust and has had an involvement in the construction and leasing of Gandel shopping centres. He has previously been involved in the Priceline retail chain and the Chief Executive Officer chain of serviced offices. Mr Gandel has been an investor in the mining industry since 1994. Mr Gandel is currently a substantial holder in a number of publicly listed Australian companies and, through his private investment vehicles, now holds and explores tenements in his own right in Western Australia and South Australia.

During the past five years, he has also served as a director of the following public listed companies:

- Alliance Resources Pty Ltd (appointed as a director on 15 October 2003 and in June 2016 was appointed non-executive chair). Alliance Resources Pty Ltd was delisted in July 2022.
- Australian Strategic Materials Limited (ASX: ASM) (previously named Australian Zirconia Limited) (appointed as a director in 2014 and in 2017 was appointed non-executive chair).

During the year Mr Gandel was a member of the Audit Committee, Remuneration Committee and Nomination Committee.

#### **Nicolas Paul Earner – Managing Director**

*BEng (hons)*

Appointed Managing Director 1 September 2017.

Mr Earner is a chemical engineer and a graduate of the University of Queensland with 30 years' experience in technical and operational optimisation and management and has held a number of executive roles in mining and processing. Mr Earner joined Alkane Resources Ltd as Chief Operations Officer in August 2013 with responsibility for the safe and efficient management of the company's operations at Tomingley Gold Operations and the Dubbo Project. During Mr. Earner's time as Managing Director, the Dubbo Project was de-merged into the separately listed Australian Strategic Materials Limited (ASX: ASM), Tomingley Gold Operations has had its mine life extension approved by the NSW government, and the Boda-Kaiser Project has gone from discovery to scoping study.

During the past five years, he has also served as a director of the following public listed companies:

- Australian Strategic Materials Limited (ASX: ASM) (appointed 1 September 2017 and resigned 1 March 2025); and
- Genesis Minerals Limited (ASX: GMD) (appointed 24 October 2019 and resigned 19 November 2021).

During the year Mr Earner was a member of the Risk Committee.

#### **David Ian Chalmers – Technical Director**

*MSc, FAusIMM, FAIG, FIMM, FSEG, MSGA, MGSA, FAICD*

Appointed Technical Director 1 September 2017. Appointed Managing Director in 2006 and resigned as Managing Director 31 August 2017. Resigned as Technical Director 5 August 2025.

Mr Chalmers is an economic geologist and graduate of the Western Australia Institute of Technology (Curtin University) and has a Master of Science degree from the University of Leicester in the United Kingdom. He has worked in the mining and exploration industry for over 50 years, during which time he has had experience in all facets of exploration and mining through feasibility and development to the production phase.

Mr Chalmers was Technical Director of Alkane until his appointment as Managing Director in 2006, overseeing the group's minerals exploration efforts. During his time as chief executive, he steered Alkane through the discovery, feasibility, construction and development of the now fully operational Tomingley Gold Operations; the discovery and ultimate sale of the McPhillamys gold deposit; the evaluation, recovery flowsheet, marketing and feasibility for the Dubbo Project (rare metals and rare earths), advancing the project towards development; and the recent discovery of the gold deposits immediately south of Tomingley and the porphyry gold-copper discovery at Boda.

Mr Chalmers has held executive director roles in a number of ASX companies for more than 30 years. Specifically, he held managing director positions for a total of 15 years in ASX listed companies which required formal sign off of annual accounts and day to day management of the companies' accounting activities. He has also managed a number of significant feasibility studies which required a broad understanding of financial analysis procedures.

During the year Mr Chalmers was a member of the Nomination Committee and was Co-Chair of the Toronto based Critical Minerals Institute.

**Anthony Dean Lethlean – Non-Executive Director***BAppSc (Geology)*

Appointed Director 30 May 2002. Resigned Director 5 August 2025.

Mr Lethlean is a geologist and resource analyst with over ten years' mining experience, including four years on underground operations in the Golden Mile in Kalgoorlie. In later years, he has worked as a resource analyst with various stockbrokers and investment banks including CIBC World Markets. He was a founding director of Helmsec Global Capital Limited, which seeded, listed and funded a number of companies in a range of commodities. He retired from the Helmsec group in 2014.

Mr Lethlean has modelled and analysed hundreds of mining companies and resource projects globally. He has carried out this work for both a mine site operational level and as an Investment Banking analyst in many commodities. In addition to this, over the last 20 years he has been a director on company boards including the Chair of audit committees.

During the year Mr Lethlean was the senior independent director, Chair of the Audit Committee and Risk Committee and a member of the Remuneration and Nomination Committees.

**Gavin Murray Smith – Non-Executive Director***B.Com, MBA, MAICD*

Appointed Director 29 November 2017. Resigned Director 5 August 2025.

Mr Smith has more than 35 years' experience in Information Technology, Business Development, and General Management in a wide range of industries and sectors. Mr Smith has worked for the Bosch group for the past 34 years in Australia and Germany and is current chair and president of Robert Bosch Australia.

Mr Smith holds a BComm., and MBA, and has 30 years' experience managing businesses with responsibility for financial management and eight years board experience as Audit and Risk Committee Chair.

Mr Smith has led the restructuring and transformation of the local Bosch subsidiary. Concurrent with this role, he is a non-executive director of the various Bosch subsidiaries, joint ventures, and direct investment companies in Australia and New Zealand. Mr. Smith is currently a non-executive director of Australian Strategic Materials Limited.

During the past five years, he has also served as a director of Australian Strategic Materials Limited (ASX: ASM) (appointed December 12, 2017).

During the year, Mr Smith was a member of the Audit Committee and Risk Committee and Chair of the Remuneration and Nomination Committees.

**Andrew Quinn – Non-Executive Chair***BSc Mineral Exploitation (Mining)*

Appointed Non-Executive Chair 5 August 2025.

Mr Quinn is a chartered mining engineer and a highly experienced investment banker and company director. He was head of Mining Investment Banking for Europe and Africa at the Canadian Imperial Bank of Commerce for 15 years prior to his retirement in 2011. From 2011 to 2018, he served as a non-executive director of London-listed FTSE 100 company Randgold Resources. Upon the merger with TSX and NYSE-listed Barrick Gold in 2019, he joined that board as non-executive director and served until May 2025.

Since 2016, Mr Quinn has also served as a non-executive director of the London Bullion Market Association, the international trade association that oversees and regulates the OTC market for precious metals.

Mr Quinn has almost 50 years of experience in the mining and financial industries, including positions at Anglo American, Greenbushes Tin, The Mining Journal, James Capel and HSBC Investment Banking. He holds an undergraduate degree in Mineral Exploitation (Mining Engineering) from Cardiff University, is a Member of the Institute of Materials, Minerals & Mining, and is a registered Chartered Engineer.

**Bradford Mills – Non-Executive Director***MSc (Geology and Mineral Economics)*

Appointed Non-Executive Director on 5 August 2025.

Mr. Mills has over 40 years of executive, board governance and investment experience in the global resources industry. He is the former Chair of Mandalay Resources Corporation ('Mandalay'), a role he held from April 2017 until the merger with Alkane. Prior to that, he served as the CEO of Mandalay from 2009 until 2016 and oversaw its transition to a producing gold company (2010).

Other past roles include CEO of Lonmin Plc (GBX: LMI) (2004–2009), the world's number three platinum and platinum group metals producer, and president of BHP Billiton's copper group. He was a director of Rambler Metals & Mining PLC, a Canadian base and precious metals mining company.

Mr Mills is the founder and managing director of Plinian Capital, a private equity firm whose principal business is investment in natural resources projects and companies. Mr. Mills is also currently a director of Circum Minerals, a private potash development company in Ethiopia, and CNM, a private company in Zambia producing nickel, copper, cobalt and platinum group metals.

**Dominic Duffy – Non-Executive Director***BEng (Mining Engineering)*

Appointed Non-Executive Director 5 August 2025.

Mr Duffy has over 20 years of operational experience in the resources sector across Australia, South America and Europe. He served as the president and CEO of Mandalay from 2018 to 2023; Mr Duffy originally joined Mandalay in 2010, overseeing operational improvements at Costerfield, Björkdal and Cerro Bayo (silver-gold mine formerly owned by Mandalay).

Mr Duffy has a proven track record of operational turnarounds, founded on his extensive experience in both technical and production roles. Prior to joining Mandalay, Mr. Duffy worked for Coeur d'Alene Mines and Hecla Mining Company in South America.

**Frazer Bouchier – Non-Executive Director***MASc Eng*

Appointed Non-Executive Director 5 August 2025.

Mr Bouchier is a registered professional engineer with over 36 years of operational and executive leadership experience in the Canadian and international mining industry.

He is the former president, chief executive officer and director of Mandalay, a role he held from April 2023 until the merger with Alkane. Mr Bouchier has extensive public company and inter-company board governance experience, and a Chartered Director Certification (C.Dir.) accredited by McMaster University, Canada.

Previous executive roles include president, CEO and director of Harte Gold Corp. (late 2020 to early 2022), COO of Detour Gold (2018-2019), COO at Nevsun Resources (2012-2017), and operational executive at Wheaton Precious Metals (formerly Silver Wheaton) for two years. For the first 16 years of his career, he worked at Placer Dome (subsequently Barrick Gold), where he held positions of increasing responsibility, concluding as mining manager and then general manager at the Porgera open pit gold mine in PNG.

Mr. Bouchier also served as a director of Treasury Metals Inc. (TSX: TML) from August 2020 to March 2024.

**Dennis Wilkins – Joint Company Secretary**

Appointed Company Secretary 29 March 2018.

Mr Wilkins is the founder and principal of DWCorporate Pty Ltd, a corporate advisory firm servicing the natural resources industry.

Since 1994 he has been a director, and involved in the executive management of, many publicly listed resource companies with operations in Australia, PNG, Scandinavia and Africa. Mr Wilkins is the principal of DWCorporate Pty Ltd, where he advises on governance, compliance and corporate secretarial matters to companies in the Australian resources sector.

**James Carter – Joint Company Secretary**

Appointed Company Secretary 20 May 2020. Resigned Joint Company Secretary 17 October 2024.

Mr Carter is a CPA and Chartered Company Secretary with over 25 years' international experience in the resources industry. He has held senior finance positions across listed resources companies since 2001.

**Julia Beckett – Joint Company Secretary**

Appointed Joint Company Secretary 17 October 2024.

Ms Beckett is a corporate governance professional with 20 years of experience in public company management specialising in mining and exploration. She has vast expertise across ASX listing rules and ASIC compliance, including implementation and administration of corporate governance, initial public offerings and secondary raisings and shareholder relations.

Ms Beckett holds a Certificate in Governance Practice and Administration and is an Affiliated Member of the Governance Institute of Australia.

**Principal activities**

During the financial year the principal activities of the consolidated entity consisted of:

- Mining operations at the Tomingley Gold Operations and the extension project
- Completion of Tomingley Gold Extension Project growth projects
- Merger of equals with Mandalay to create a diversified Australia-based gold and antimony producer
- Exploration and evaluation activities on tenements held by the group; and
- Pursuing strategic investments in gold exploration companies.

**Dividends**

There were no dividends paid, recommended or declared during the current or previous financial year.

**Result for the year**

The profit for the consolidated entity, after providing for income tax, amounted to A\$33,043,000 (30 June 2024: A\$17,677,000).

This result included a profit before tax of A\$60,934,000 (30 June 2024: A\$33,123,000) in relation to Tomingley Gold Operations.

## Review of operations

### Tomingley Gold Operations

Tomingley Gold Operations ('TGO') is a wholly owned subsidiary of Alkane, located near the village of Tomingley, approximately 50km southwest of Dubbo in Central West New South Wales. Tomingley has been operating since 2014. Mining is based on four gold deposits (Wyoming One, Caloma One, Caloma Two and Roswell).

During the year, TGO produced 70,120 ounces of gold which was within updated production guidance (70,000 to 80,000 ounces of gold). All in sustaining cost (AISC) of A\$2,561/oz was within guidance (A\$2,400 - A\$2,600).

Gold recovery of 85.45% for the period was higher than 2024 (78.4%). Average grade milled increased to 2.31g/t in the current year (2024: 2.00g/t).

Production for the period was 70,120 ounces of gold (2024: 57,217 ounces of gold) with AISC of \$2,561 per ounce (2024: \$2,137 per ounce). The average sales price achieved for the year increased to \$3,770 per ounce (2024: \$3,004 per ounce). Gold sales of 69,774 ounces (2024: 57,592 ounces) resulted in sales revenue of \$262,362,000 (2024: \$172,991,000).

Bullion on hand decreased by 78 ounces from 30 June 2024 to 2,500 ounces (fair value of \$12,157,000 at year end).

The main drivers of change in profit year on year were the completion of Tomingley Gold Exploration Project ('TGEP') growth projects that commenced in FY2023. Projects such as the ultra-fine grind circuit boosted recoveries from 78.4% in FY2024 to 85.45% this financial year. Input costs increased; however, this was offset by significantly higher gold prices.

### Tomingley Gold Extension Project

Production continued as expected throughout FY2025 with all major TGEP capital projects finishing within the year. Work for the diversion of the Newell Highway is expected to commence in early FY2026 to allow for open pit access to reserves above the Roswell underground mine.

### Exploration

The extensive exploration program focused on the immediate area to the south of the TGO mine has continued as part of the plan to source additional ore feed, either at surface or underground.

Full results for the regional exploration aircore, RC and core drilling of several targets within and adjacent to the Tomingley to Peak Hill corridor have yet to be received. This data will be compiled into a summary expected to be released in the September quarter.

The table below summarises the key operational information:

TGO Production	Unit	September Quarter 2024	December Quarter 2024	March Quarter 2025	June Quarter 2025	FY 2025	FY 2024
<b>Underground</b>							
Ore mined	tonnes	282,061	264,623	274,110	340,192	1,160,986	1,047,035
Grade	g/t	2.38	2.24	2.09	2.19	2.22	2.10
Ore Milled	tonnes	264,370	268,614	277,550	273,324	1,083,858	1,132,538
Head Grade	g/t	2.44	2.25	2.19	2.38	2.31	2.00
Gold Recovery	%	84.8	84.2	83.7	88.9	85.45	78.4
Gold poured <sup>(3)</sup>	ounces	18,418	14,852	17,657	19,193	70,120	57,217
<b>Revenue summary</b>							
Gold sold	ounces	18,208	16,576	16,513	18,476	69,774	57,592
Average price realised	A\$/oz	3,422	3,582	3,839	4,221	3,770	3,004
Gold revenue	A\$M	62.3	59.4	63.4	78.0	263.1	173.0
<b>Cost summary</b>							
Surface works	A\$/oz	37	44	47	41	42	33
Underground	A\$/oz	1,165	1,198	1,272	1,287	1,231	800
Processing	A\$/oz	461	535	656	618	566	504
Site support	A\$/oz	177	238	203	187	200	204
<b>C1 Cash Cost<sup>(1)</sup></b>	<b>A\$/oz</b>	<b>1,840</b>	<b>2,015</b>	<b>2,178</b>	<b>2,132</b>	<b>2,039</b>	<b>1,541</b>
Royalties	A\$/oz	117	103	130	137	122	94
Sustaining capital	A\$/oz	466	578	425	303	440	401
Gold in circuit movement	A\$/oz	(320)	254	(65)	(386)	(141)	15
Rehabilitation	A\$/oz	26	47	38	24	33	20
Corporate	A\$/oz	53	57	64	92	67	66
<b>All in Sustaining Cost<sup>(1)</sup></b>	<b>A\$/oz</b>	<b>2,183</b>	<b>3,054</b>	<b>2,770</b>	<b>2,302</b>	<b>2,561</b>	<b>2,137</b>
Bullion on hand	ounces	2,704	1,066	2,111	2,422	2,422	2,500
<b>Stockpiles</b>							
Ore for immediate milling	tonnes	258,871	251,767	246,503	313,742	313,742	241,179
Stockpile grade <sup>(2)</sup>	g/t	1.15	1.11	0.98	1.13	1.13	1.13
Contained gold	ounces	9,602	9,005	7,805	11,387	11,387	8,776

(1) All in Sustaining Cost (AISC) comprises all site operating costs, royalties, mine exploration, sustaining capex, sustaining mine development and an allocation of corporate costs on the basis of ounces sold. AISC does not include share-based payments, production incentives or net realisable value provision for product inventory.

(2) Based on the resource models.

(3) Represents gold sold at site, not adjusted for refining adjustments which results in minor differences between the movements in bullion on hand and the difference between production and sales.

## Northern Molong Porphyry Project (gold-copper)

The drilling program at the Northern Molong Porphyry Project (NMPP) extends over three kilometres from Kaiser to Boda, down to Boda Two and Boda Three. The Boda-Kaiser development scoping study was announced on 10 July 2024 and included a 17-year LOM based on a 20 million tonnes per annum scenario.

The Project is located in Central West NSW at the northern end of the Molong Volcanic Belt of the Macquarie Arc and is considered highly prospective for large scale porphyry and epithermal gold-copper deposits.

Exploration in the NMPP has identified seven discrete intrusive complexes – Kaiser, Boda, Boda South, Driell Creek, Murga, Windora and Thompkins – outboard of the major 35km<sup>2</sup> Comobella Intrusive Complex and within a northwest-trending transverse corridor. The corridor is defined by intermediate intrusive, lavas and breccias, extensive alteration and widespread, low-grade, gold-copper mineralisation. Drilling continues to improve the confidence of the Boda and Kaiser deposits and to test mineralised zones outside the defined resource envelopes.

Planned regional exploration in the NMPP for the next 12 months includes a MobileMT survey over the NMPP to define new porphyry systems. Other activities include target generation work comprising mapping, soil sampling, and air-core drilling. Any deeper drilling will focus on further testing the Driell Creek and Haddington prospects as well as extensions to Boda-Kaiser, including the area between the two deposits.

## Corporate

In accordance with the strategy of investing part of its cash balance in junior gold mining companies and projects that meet its investment criteria and the needs of the business, during the period Alkane acquired 30M shares in Medallion Metals (ASX: MM8) at a cost of \$2M.

## Material business risks

The material business risks for the group include:

### Mineral Resource and Ore Reserve Estimates

Mineral Resource and Ore Reserve estimates are expressions of judgement based on knowledge, experience, and industry practice, and no assurances can be given that the Mineral Resource and Ore Reserve estimates and the underlying assumptions will be realised. Estimates, which were valid when originally calculated, may alter when new information or techniques become available.

In addition, by their very nature, Mineral Resource and Ore Reserve estimates are imprecise and depend to some extent on interpretations, which may prove to be inaccurate. As further information becomes available through additional fieldwork and analysis, the Mineral Resource and Ore Reserve estimates may change.

Actual mineralisation of ore bodies may differ from those predicted, and any material variation in the estimated Ore Reserves may have a material adverse effect impact on the group's results of operations, financial condition, and prospects.

### Production, cost and capital estimates

The group prepares estimates of future production, operating costs and capital expenditure relating to production at its operations. No assurance can be given that such estimates will be achieved. Failure to achieve production or cost estimates or material increases in costs could have an adverse impact on the group's future cash flows, profitability, results of operations and financial condition.

The group's actual production and costs may vary from the estimates due to a variety of reasons, including: variances in actual ore mined due to varying estimates of grade, tonnage, dilution, metallurgical and other characteristics; revision of mine plans; changing ground conditions; labour availability and costs; diesel costs; and general inflationary pressures being felt across the industry.

The development of estimates is managed by the group using a rigorous budgeting and forecasting process.

## Operating risks

The group's mining operations are subject to all the hazards and risks normally encountered in the exploration, development, and production of gold that could result in decreased production, increased costs and reduced revenues. The operation may be affected by equipment failure, toxic chemical leakage, labour disruptions and availability, residue and tailings dam failures, rain and seismic events, which may result in environmental pollution and consequent liability. The impact of these events could lead to disruptions in production and scheduling, increased costs and loss of facilities, which may have a material adverse impact on the group's results.

To manage this risk Alkane seeks to attract and retain high-calibre employees and implement suitable systems and processes to ensure production targets are achieved.

## Exploration risks

An ability to sustain or increase the current level of production in the longer term is in part dependent on the success of the group's exploration activities. Exploration is a high-risk activity that requires large amounts of expenditure over extended periods of time. Few properties that are explored subsequently have economic deposits of gold identified, and even fewer are ultimately developed into producing mines.

Conclusions drawn during exploration and development are subject to the uncertainties associated with all sampling techniques and to the risk of incorrect interpretation of geological, geochemical, geophysical, drilling and other data.

## Gold prices

Revenues and cashflows are exposed to fluctuations in the Australian dollar gold price. Volatility in the gold price creates revenue uncertainty and requires careful management of business performance to ensure that operating cash margins are maintained. Declining gold price can also impact operations by requiring a reassessment of the feasibility of a particular exploration or development project which would cause delays and potentially have a material adverse effect on results of operations and financial conditions forward contracts.

## Taxation

The gold mining industry is subject to a number of government taxes, royalties and charges. Changes to the rates of taxes, royalties and charges can impact the profitability of the group.

## Community relations

Community relations is about people connecting with people. Maintaining trusted relationships with our local community stakeholders throughout the entire mining cycle is an essential part of securing and maintaining our social licences to operate.

The group recognises that a failure to appropriately manage local community stakeholder expectations may lead to dissatisfaction which has the potential to disrupt production and exploration activities.

## Cyber security risks

The company has an Information Systems Standard and other information security policies and procedures in place to ensure secure and reliable operations of all information systems. It is regularly audited based on accepted information security standards from the Australian Signals Directorate (ASD) and National Institute of Standards and Technology (NIST).

The company's information security training and compliance program includes training during onboarding, quarterly training refreshers, and anti-phishing simulations throughout the year for all employees. The company also has active detection and response systems in place to mitigate any potential breaches that may try to circumvent the boundary security controls. This addresses threat and vulnerability management from a cyber security perspective. The company has experienced no material information security breaches. The Group Information Systems Manager tracks all cyber risks and reports to the Board on information security matters, and to the Audit and Risk Committees.

## Government regulation

The group's mining, processing, development and exploration activities are subject to various laws and statutory regulations governing prospecting, development, production, taxes, royalty payments, labour standards and occupational health, mine safety, toxic substances, land use, water use, communications, land claims of local people and other matters.

No assurance can be given that new laws, rules and regulations will not be enacted or that existing laws, rules and regulations will not be applied in a manner which could have an adverse effect on the group's financial position and results of operations. Any such amendments to current laws, regulations and permits governing operations and activities of mining and exploration, or more stringent implementation thereof, could have a material adverse impact on the group.

## Debt and hedging covenants

The company has entered into agreements with financiers and hedge providers that contain various undertakings and financial covenants. Non-compliance with the undertakings and covenants contained in these agreements could lead to a default event resulting in the debt becoming due and payable with potentially adverse effects on the financial position of the company. Management continually monitors for compliance with the required undertakings and covenants.

## Government policy and permits

In the ordinary course of business, mining companies are required to seek government permits for exploration, expansion of existing operations or for the commencement of new operations. The duration and success of permitting efforts are contingent upon many variables not within the controls of the company. There can be no assurance that all necessary permits will be obtained, and, if obtained, that the costs involved will not exceed those estimated by the company.

## Climate-related risks

Alkane recognises that climate change poses a key environmental and social risk to our business, and the markets in which the company operates. The highest-priority climate-related risks include reduced water availability, extreme weather events, changes in legislation and regulation, reputational risk, and technological and market changes.

While Alkane proposes to comply with applicable laws and regulations and conduct its programs in a responsible manner regarding the environment, there is the risk that Alkane may incur liability for any breaches of these laws and regulations.

## Significant changes in the state of affairs

There were no significant changes in the state of affairs of the consolidated entity during the financial year.

## Matters subsequent to the end of the financial year

On 27 April 2025, Alkane entered into an arrangement agreement (the 'Arrangement Agreement') with Mandalay, a Canadian company with its common shares listed on the Toronto Stock Exchange. Pursuant to the Arrangement Agreement, Alkane, through a wholly owned Canadian subsidiary, agreed to acquire 100% of the issued and outstanding common shares of Mandalay by way of a statutory plan of arrangement under the Business Corporations Act (British Columbia).

The transaction was approved by Alkane shareholders and Mandalay shareholders at separate meetings held on 28 July 2025. Final court approval was received on 4 August 2025 and the arrangement became effective on 5 August 2025.

Pursuant to the Arrangement Agreement, Mandalay shareholders received 7.875 ordinary shares of Alkane for each common share of Mandalay held immediately prior to the completion of the transaction. Former Mandalay shareholders and existing Alkane shareholders own approximately 55% and 45% respectively of the outstanding ordinary shares of the combined entity.

The transaction creates a powerful platform underpinned by a shared vision for growth, three cash-generating mines in premier mining jurisdictions with strong organic growth potential and a robust combined balance sheet.

The following board changes were effected under this arrangement:

- Ian Gandel (Non-Executive Chair) resigned as Chair and was appointed as a Non-Executive Director.
- Anthony Lethlean, Gavin Smith and Ian Chalmers resigned from their respective Director roles. Ian Chalmers remains as Alkane Technical Advisor.
- Andrew Quinn was appointed as Non-Executive Chair.
- Bradford Mills, Frazer Bouchier and Dominic Duffy were appointed as Non-Executive Directors.

Per the information circular released on 27 June 2025 and under the Arrangement Agreement, Alkane, who is deemed to be the accounting acquirer, issued 758,622,367 Alkane shares to Mandalay shareholders at an exchange ratio of 7.875 Alkane shares for every 1 Mandalay share held immediately prior to the closing of the Arrangement. The fair value of the consideration paid by Alkane to acquire the net assets of Mandalay is based on the fair value of Alkane Shares to be issued to by Alkane. On this basis, Consideration equated to \$568,966,775, which was measured using Alkane's quoted market share price on the Australian Securities Exchange ('ASX') at close of market on 5 August 2025, at \$0.735/share.

With the acquisition date being 5 August 2025, a purchase price allocation is required and will be completed within a year of this date, which is consistent with accounting standards. Expert external consultants have been engaged to complete valuation studies to ascertain fair values of the underlying assets, most significantly at the Björkdal and Costerfield mining operations. Once these valuation activities have been completed, further accounting and tax professionals will utilise the valuation findings to complete the full purchase price allocation computations. Given the time required for these activities to be undertaken, the accounting for the business combination is incomplete at the time of publishing this report.

On 18 August 2025, the company's outstanding Macquarie facility of \$45M was repaid.

No further matters or circumstance has arisen since 30 June 2025 that has significantly affected, or may significantly affect, the group's operations, the results of those operations, or the group's state of affairs in future financial years.

## Likely developments and expected results of operations

In addition to the merger of Alkane with Mandalay subsequent to year-end, the group intends to continue efforts at Tomingley to be focused on continued safe operation of the underground mine, and exploration, evaluation and project approval of several of its other tenements to secure additional ore feed. Exploration and evaluation activities will continue on existing tenements and opportunities to expand the group's tenement portfolio will be pursued with a view to ensuring there is a pipeline of development opportunities for consideration.

Refer to the Review of Operations for further detail on planned developments.

## Environmental regulation

The group is subject to significant environmental regulation in respect of its exploration and evaluation, development and mining activities.

The group aspires to the highest standards of environmental management and insists its staff and contractors maintain that standard. A significant environmental incident is considered to be one that causes a major impact or impacts to land biodiversity, ecosystem services, water resources or air, with effects lasting greater than one year. There were no significant environmental incidents reported at any of the group's operations.

## Meetings of directors

	Meetings of directors		Audit Committee		Risk Committee		Remuneration and Nomination Committee	
	Attended	Held	Attended	Held	Attended	Held	Attended	Held
I J Gandel	16	16	4	4	1*	1	0	0
A D Lethlean	14	16	3	4	1	1	0	0
D I Chalmers	16	16	4*	4	1*	1	0	0
G Smith	16	16	4	4	1	1	0	0
N Earner	16	16	4*	4	1	1	0	0

*Held: represents the number of meetings held during the time the director held office or was a member of the committee during the year.*

*\* Not a member of this committee. Non-members may attend the relevant committee meetings by invitation.*

## Remuneration report

The directors are pleased to present Alkane Resources Ltd's remuneration report which sets out remuneration information for the company's Non-Executive Directors, Executive Directors and other Key Management Personnel ('KMP').

The report contains the following sections:

- (a) Key Management Personnel ('KMP') disclosed in this report
- (b) Remuneration governance
- (c) Use of remuneration consultants
- (d) Executive remuneration policy and framework
- (e) Statutory performance indicators
- (f) Non-Executive Director remuneration policy
- (g) Voting and comments made at the company's 2024 Annual General Meeting
- (h) Details of remuneration
- (i) Service agreements
- (j) Details of share-based payments and performance against key metrics
- (k) Shareholdings and share rights held by KMP
- (l) Other transactions with KMP

## (a) Key Management Personnel ('KMP') disclosed in this report

### Non-Executive Directors

I J Gandel  
G Smith  
A D Lethlean

### Executive Directors

D I Chalmers  
N P Earner

### Other Key Management Personnel

J Carter Chief Financial Officer/ Company Secretary (Resigned from Company Secretary 17 October 2024)  
S Parsons Executive General Manager – Operations

## (b) Remuneration governance

The company has established a Remuneration Committee to assist the Board in fulfilling its corporate governance responsibilities with respect to remuneration by reviewing and making appropriate recommendations to the Board on:

- the overall remuneration strategy and framework for the company;
- the operation of the incentive plans which apply to the executive team, including the appropriateness of key performance indicators and performance hurdles; and
- the assessment of performance and remuneration of the Executive Directors, Non-Executive Directors and other KMP.

The Remuneration Committee is a committee of the Board and until 5 August 2025 the members of the Remuneration Committee were I J Gandel, A D Lethlean and G M Smith, all of whom were non-executive (with Mr Smith and Mr Lethlean being independent).

From 5 August 2025, the members of the Remuneration Committee are A Quinn, F Bouchier (Chair) and D Duffy all of whom are non-executive (with Mr Quinn being independent).

Their objective is to ensure that remuneration policies and structures are fair, competitive and aligned with the long-term interests of the company and its shareholders.

The company's annual Corporate Governance Statement provides further information on the role of this committee, and the full statement is available at URL: [alkres.com/company/governance](http://alkres.com/company/governance)

## (c) Use of remuneration consultants

No remuneration consultants were engaged in the financial year to provide remuneration advice.

## (d) Executive remuneration policy and framework

In determining executive remuneration, the Board (or the Remuneration Committee as its delegate) aims to ensure that remuneration practices:

- are competitive and reasonable, enabling the company to attract and retain key talent while building a diverse, sustainable and high achieving workforce;
- are aligned to the company's strategic and business objectives and the creation of shareholder value;
- promote a high-performance culture recognising that leadership at all levels is a critical element in this regard;
- are transparent; and
- are acceptable to shareholders.

The executive remuneration framework has three components as at 30 June 2025:

- Total Fixed Remuneration (TFR);
- Short-Term Incentives (STI); and
- Long-Term Incentives (LTI).

As part of the merger with Mandalay, effective 5 August 2025, the executive remuneration framework will be reviewed by the incoming board.

### **(i) Executive remuneration mix**

The company has in place executive incentive programs which provide the mechanism to place a material portion of executive pay 'at risk'.

### **(ii) Total fixed remuneration**

A review is conducted of remuneration for all employees and executives on an annual basis, or as required. The Remuneration Committee is responsible for determining executive TFR.

### **(iii) Incentive arrangements**

The company may utilise both short-term and long-term incentive programs to balance the short and long-term aspects of business performance, to reflect market practice, to attract and retain key talent and to ensure a strong alignment between the incentive arrangements of executives and the creation and delivery of shareholder return.

Performance rights have been used in the current period to incentivise the company's executive and KMP. The performance rights plan was approved by shareholders at the 2016 Annual General Meeting.

#### **Short-term incentives**

Executives have the opportunity to earn an annual Short-Term Incentive (STI) if predefined targets are achieved.

The executive STI is provided in the form of rights to ordinary shares in the company that vest at the end of the 12-month period, provided the predefined targets are met. On vesting, the rights automatically convert into one ordinary share each. The executives do not receive any dividends and are not entitled to vote in relation to the rights to shares during the vesting period. If an executive ceases to be employed by the group within the performance period (the service condition), the rights will be forfeited, except in limited circumstances that are approved by the Board on a case-by-case basis.

STI awards for the executive team in the 2025 financial year were based on the scorecard measures and weighting as disclosed below. Targets were approved by the Board through a rigorous process to align to the company's strategic and business objectives.

STI FY2025 Performance metrics	Weighting
Production performance at TGO	20%
Cost performance at TGO	20%
Safety Performance, Environment & Social Licence	25%
SAR Development	15%
SAR Resources Increase	5%
NMPP Resource Increase	15%

For the STI in FY2024, the following results were achieved:

STI - FY2024	Weighting (%)	Metric		Target Reward (%)	Actual Result	Actual Reward (%)
Production ounces at TGO	20	Threshold	85% Budget (52,700oz)	100	57,217oz	24
AISC at TGO	20	Threshold	Top guidance (A\$2,100/oz)	100	A\$2,137/oz	0
Safety Performance Environment Social Licence	25		Board will assess the company's performance taking into account safety, environmental & regulatory performance as well as risk, community and social licence improvement	50	Board Discretion	56
SAR Development	15	Target	115% budget (A\$76.8M)	100	\$58.1M	94
SAR Resource Increase (incl McLeans)	5	Threshold	10 evaluated and reported for progress/rejection	100	19 Evaluated	100
NMPP Resource Increase	15	Stretch	4,000,000oz AuEq at 0.3g/t (AuEq) cut-off	0	No change	0
<b>Total</b>	<b>100</b>					<b>38</b>

Note: Board discretion to modify or cancel if fatality, serious injury or serious ESG incident

FY2024 STIs were revalued by Deloitte via a Black-Scholes model upon reaching the above vesting criteria. Executive director incentives vested on 26 November 2024 with a fair value of \$0.495. Other executives (KMP) incentives vested on 30 October 2024 and had a fair value of \$0.555. Both are subject to a restricted trading period of one year from vesting date.

The committee has the discretion to adjust short-term incentives downwards in light of unexpected or unintended circumstances.

For FY2025 STI, results are yet to be approved via the remuneration committee which will occur after the release of the financial statements. The performance conditions are listed below.

STI - FY2025 Weighting Metric	Weighting (%)	Metric	Performance Conditions
Production ounces at TGO	20	Threshold	85% budget (61,200oz)
		Target	Budget (72,000oz)
		Stretch	115% budget (82,800oz)
		Threshold	Top guidance (A\$2,600/oz)
AISC at TGO	20	Target	Mid guidance (A\$2,500/oz)
		Stretch	Bottom guidance (A\$2,400/oz)
		-	
Safety Performance Environment Social Licence	25	-	
SAR Development	15	Threshold	85% Budget (A\$84.9M)
		Target	Budget (A\$73.8M)
		Stretch	115% Budget (A\$62.7M)
SAR Resource Increase (incl McLeans)	5	Threshold	5 evaluated and reported for progress / rejection
		Target	10 evaluated and reported for progress / rejection
		Stretch	15 evaluated and reported for progress / rejection
NMPP Resource Increase	15	Threshold	8 projects advanced / developed and less than \$6.6M spent
		Target	10 projects advanced / developed and less than \$6.0M spent
		Stretch	12 projects advanced / developed and less than \$5.4M spent
<b>Total</b>	<b>100</b>		

**Long-term incentives (LTI)**

The LTI is designed to focus executives on delivering long-term shareholder returns. Eligibility for the plan is restricted to executives and nominated senior managers, being the employees who are most able to influence shareholder value. Under the plan, participants have an opportunity to earn up to 100% of their TFR (calculated at the time of approval by the Remuneration Committee) comprised of performance rights. In previous periods performance rights were granted in two tranches each year. Each tranche of performance rights has separate vesting conditions being share price growth and company milestone events, with the executives' LTI weighted more heavily to the share price growth tranche. The LTI vesting period is three years.

In FY2025 LTIs were issued with vesting conditions linked to total shareholder return ('TSR') with a vesting period of three years.

The performance rights will be provided in the form of rights to ordinary shares in Alkane Resources Ltd that will vest at the end of the three-year vesting period provided the predefined targets are met. On vesting, the rights automatically convert into one ordinary share each. Participants do not receive any dividends and are not entitled to vote in relation to the rights to shares prior to the vesting period. If a participant ceases to be employed by the group within this period, the rights will be forfeited, except in limited circumstances that are approved by the Board on a case-by-case basis.

Participation in the plan is at the Board's discretion and no individual has a contractual right to participate in the plan.

Targets are generally reviewed annually and set for a forward three-year period. Performance related targets reflect factors such as the expectations of the group's business plans, the stage of development of the group's projects and the industry business cycle. The most appropriate target benchmark will be reviewed each year prior to the granting of rights.

During the year, conditional rights to the FY2022 LTI lapsed because the conditions have not been, or have become incapable of being, satisfied.

FY2025 LTIs were valued upon issue by Deloitte using a Monte-Carlo valuation model. Executive director incentives were granted on 26 November 2024 and have a fair value of \$0.327. Other executives' incentives (KMP) were granted on 30 October 2024 at a fair value of \$0.380.

The Remuneration Committee is responsible for determining the LTI to vest based on an assessment of whether the predefined targets are met. To assist in this assessment, the committee receives detailed reports on performance from management. The committee has the discretion to adjust LTIs downwards in light of unexpected or unintended circumstances.

**(iv) Clawback policy for incentives**

Under the terms and conditions of the company's incentive plan offer and the plan rules, the Board (or the Remuneration Committee as its delegate) has discretion to determine forfeiture of unvested equity awards in certain circumstances (e.g. unlawful, fraudulent or dishonest behaviour or serious breach of obligations to the company). All incentive offers and final outcomes are subject to the full discretion of the Board (or the Remuneration Committee as its delegate).

**(v) Share trading policy**

The trading of shares issued to participants under any of the company's employee share plans is subject to, and conditional upon, compliance with the company's employee share trading policy. Executives are prohibited from entering into any hedging arrangements over unvested rights under the company's employee incentive plans. The company would consider a breach of this policy as gross misconduct which may lead to disciplinary action and potentially dismissal.

## (e) Statutory performance indicators

The company aims to align executive remuneration to the company's strategic and business objectives and the creation of shareholder wealth. The table below shows measures of the group's financial performance over the last five years as required by the *Corporations Act 2001*. However, these are not necessarily consistent with the specific measures in determining the variable amounts of remuneration to be awarded to KMP. As a consequence, there may not always be a direct correlation between the statutory key performance measures and the variable remuneration rewarded.

	30 June 2025	30 June 2024	30 June 2023	30 June 2022	30 June 2021
Revenue (\$'000)	262,362	172,991	190,527	165,010	127,833
Profit/(loss) for the year attributable to owners (\$'000)	33,043	17,677	42,450	70,251	55,701
Basic earnings/(loss) per share (cents)	5.46	2.93	7.1	11.8	5.6
Dividend payments (\$'000)	-	-	-	-	-
Share price at period end (\$)	0.715	0.50	0.71	0.62	1.15
Total KMP incentives as a percentage of profit/(loss) for the year (%)	3.4	5	5.9	1.8	2.1

## (f) Non-Executive Director remuneration policy

On appointment to the Board, all Non-Executive Directors enter into a service agreement with the company in the form of a letter of appointment. The letter summarises the Board policies and terms, including remuneration, relevant to the office of director.

Non-Executive Directors receive a Board fee and fees for chairing or participating on Board Committees. Non-Executive Directors appointed do not receive retirement allowances. Fees provided are inclusive of superannuation and the Non-Executive Directors do not receive performance-based pay.

Fees are reviewed annually by the Remuneration Committee taking into account comparable roles and market data obtained from independent data providers.

The maximum annual aggregate directors' fee pool limit (inclusive of applicable superannuation) for the year was \$950,000, as approved by shareholders at the Annual General Meeting on 17 November 2021. For FY2026 the annual aggregate directors' fee pool has been increased to \$1,500,000 (inclusive of applicable superannuation), as approved by shareholders at the General Meeting on 28 July 2025.

Details of Non-Executive Director fees in the year ended 30 June 2025 are as follows:

	\$ per annum
<b>Base fees</b>	
Chair	191,000
Other Non-Executive Directors	95,000
<b>Additional fees</b>	
Audit Committee - chair	12,500
Audit Committee - member	7,500
Remuneration Committee - chair	12,500
Remuneration Committee - member	7,500
Risk Committee - chair	12,500
Risk Committee - member	7,500

For services in addition to ordinary services, Non-Executive Directors may charge per diem consulting fees at the rate specified by the Board from time to time for a maximum of four days per month over a 12-month rolling basis. Any fees in excess of this limit are to be approved by the Board.

## (g) Voting and comments made at the company's 2024 Annual General Meeting

The company received 94.97% of 'yes' votes on its remuneration report for the financial year ended 30 June 2024. The company did not receive any specific feedback at the AGM or throughout the year on its remuneration practices.

## (h) Details of remuneration

The following table shows details of the remuneration expense recognised for the Directors and other KMP of the group for the current and previous financial year measured in accordance with the requirements of the accounting standards.

30 June 2025	Fixed Remuneration			Variable Remuneration				Total
	Cash Salary <sup>(a)</sup>	Annual and long service leave <sup>(b)</sup>	Post-employment benefits <sup>(c)</sup>	Cash bonus <sup>(a)(f)</sup>	Bonus Employee Share Plan <sup>(g)</sup>	STI Performance Rights <sup>(d)</sup>	LTI Performance Rights <sup>(d)</sup>	
	\$	\$	\$	\$	\$	\$	\$	
<b>Executive Directors</b>								
N P Earner	639,568	60,032	29,932	61,966	-	107,206	439,414	1,338,118
D I Chalmers	310,792	34,336	29,932	-	-	36,373	103,213	514,646
<b>Other KMP</b>								
J Carter	492,111	23,290	29,932	-	1,000	56,886	178,309	781,529
S Parsons	474,159	13,675	29,932	30,815	1,000	54,930	172,168	776,680
<b>Total Executive Directors and other KMP</b>	<b>1,916,630</b>	<b>131,334</b>	<b>119,729</b>	<b>92,781</b>	<b>2,000</b>	<b>255,395</b>	<b>893,104</b>	<b>3,410,973</b>
<b>Total NED remuneration<sup>(e)</sup></b>	<b>474,221</b>	<b>-</b>	<b>30,904</b>	<b>-</b>	<b>-</b>	<b>-</b>	<b>-</b>	<b>505,125</b>
<b>Total KMP remuneration expense</b>	<b>2,390,851</b>	<b>131,334</b>	<b>150,633</b>	<b>92,781</b>	<b>2,000</b>	<b>255,395</b>	<b>893,104</b>	<b>3,916,098</b>

30 June 2024	Fixed Remuneration			Variable Remuneration				Total
	Cash Salary <sup>(a)</sup>	Annual and long service leave <sup>(b)</sup>	Post-employment benefits <sup>(c)</sup>	Cash bonus <sup>(a)</sup>	Bonus Employee Share Plan <sup>(g)</sup>	STI Performance Rights <sup>(d)</sup>	LTI Performance Rights <sup>(d)</sup>	
	\$	\$	\$	\$	\$	\$	\$	
<b>Executive Directors</b>								
N P Earner	622,601	43,026	27,399	-	-	50,294	399,521	1,142,841
D I Chalmers	303,401	27,011	27,399	-	-	17,064	93,842	468,717
<b>Other KMP</b>								
J Carter	474,765	17,843	27,399	-	1,000	25,787	146,800	693,594
S Parsons	457,449	10,887	27,399	69,446	1,000	12,449	141,671	720,301
<b>Total Executive Directors and other KMP</b>	<b>1,858,216</b>	<b>98,767</b>	<b>109,596</b>	<b>69,446</b>	<b>2,000</b>	<b>105,594</b>	<b>781,834</b>	<b>3,025,453</b>
<b>Total NED remuneration<sup>(e)</sup></b>	<b>398,175</b>	<b>-</b>	<b>30,325</b>	<b>-</b>	<b>-</b>	<b>-</b>	<b>-</b>	<b>428,500</b>
<b>Total KMP remuneration expense</b>	<b>2,256,391</b>	<b>98,767</b>	<b>139,921</b>	<b>69,446</b>	<b>2,000</b>	<b>105,594</b>	<b>781,834</b>	<b>3,453,953</b>

(a) Short-term benefits as per Corporations Regulation 2M.3.03(1) Item 6.

(b) Other long-term benefits as per Corporations Regulation 2M.3.03(1) Item 8. The amounts disclosed in this column represent the movements in the associated provisions. They may be negative where a KMP has taken more leave than accrued during the year. Post-employment benefits are provided through superannuation contributions.

- (c) Post-employment benefits are provided through superannuation contributions.
- (d) Rights to deferred shares granted under the executive STI and LTI schemes are expensed over the performance period, which includes the year to which the incentive relates and the subsequent vesting period of the rights. Rights to deferred shares are equity-settled share-based payments as per the Corporations Regulations 2M.3.03(1) Item 11. These include negative amounts for the rights forfeited during the year. Details of each grant of share right are provided in the table in section (j). Shareholder approval was received in advance to the grant of share rights where required.
- (e) Refer below for details of Non-Executive Directors' (NED) remuneration.
- (f) The cash bonus includes a paid short-term incentive for FY2024 (\$69,446) and short-term incentive for FY2025 (\$92,781) that was paid in lieu of receiving shares for the FY2024 performance rights.
- (g) Recipients of shares issued under the Bonus Employee Share Plan will not be able to deal with the new shares until the earlier of the third anniversary of the issue date and the date on which they cease to be an employee of the company.

	Cash salary and fees \$	Superannuation \$	Total \$
<b>30 June 2025</b>			
<b>Non-Executive Directors</b>			
I J Gandel	181,150	9,850	191,000
A D Lethlean*	170,571	21,054	191,625
G M Smith	122,500	-	122,500
<b>Total Non-Executive Directors</b>	<b>474,221</b>	<b>30,904</b>	<b>505,125</b>
<b>30 June 2024</b>			
<b>Non-Executive Directors</b>			
I J Gandel	172,072	18,928	191,000
A D Lethlean	103,603	11,397	115,000
G M Smith	122,500	-	122,500
<b>Total Non-Executive Directors</b>	<b>398,175</b>	<b>30,325</b>	<b>428,500</b>

\*Fees owing to Anthony Lethlean at 30 June 2025 were \$76,625 from an administrative error which resulted in the Risk Committee chair position being invoiced incorrectly.

The relative proportions of remuneration expense recognised during the year that are linked to performance and those that are fixed are as follows:

	Fixed remuneration		At risk – LTI		At risk – STI	
	2025 %	2024 %	2025 %	2024 %	2025 %	2024 %
<b>Executive Directors of Alkane Resources Ltd</b>						
N P Earner	59	61	28	35	13	4
D I Chalmers	73	76	20	20	7	4
<b>Other Key Management Personnel</b>						
J Carter	70	75	23	21	7	4
S Parsons	67	69	22	20	11	11

**(i) Service agreements**

Remuneration and other terms of employment for KMP are formalised in service agreements. Details of these agreements are as follows:

Name and Position	Term of agreement	TFR <sup>(1)</sup>	Termination payment <sup>(2)</sup>
N Earner – Managing Director	Ongoing commencing 1 September 2017	\$669,500	see note 2 below
D I Chalmers – Technical Director	Ongoing commencing 1 September 2017	\$340,724	6 months
J Carter – Chief Financial Officer	Ongoing commencing 1 October 2018	\$522,043	3 months
S Parsons – Executive General Manager Operations	Ongoing commencing 1 October 2015	\$504,092	1 month

(1) Total Fixed Remuneration (TFR) is for the year ended 30 June 2025 and is inclusive of superannuation but does not include long service leave accruals. TFR is reviewed annually by the Remuneration Committee.

(2) Specified termination payments are within the limits set by the Corporations Act 2001. The termination benefit provision for the Managing Director was approved at the Annual General Meeting on 29 November 2017.  
Mr Earner may resign with 3 months' notice; or  
Alkane may terminate the Executive Employment agreement with 3 months' notice; or  
Where Mr Earner resigns as a result of a material diminution in the position, Mr Earner will be entitled to payment in lieu of 12 months' notice and short-term incentives and long-term incentives granted or issued but not yet vested.

**(j) Details of share-based payments and performance against key metrics**

Details of each grant of share rights affecting remuneration in the current or future reporting period are set out below.

	Date of grant	Number of rights or shares granted	Fair value of share rights and shares at the date of grant \$	Share rights at fair value \$	Performance period end	Share-based payment expense current year \$
<b>Executive Directors</b>						
<b>D I Chalmers</b>						
FY2023 LTI – Performance Rights	28/11/2022	255,674	0.323	82,583	31/08/2025	27,528
FY2024 LTI – Performance Rights	21/11/2023	269,336	0.369	99,385	31/08/2026	33,128
FY2025 LTI – Performance Rights	26/11/2024	471,449	0.327	154,164	31/08/2027	42,557
FY2025 STI – Performance Rights <sup>(d)</sup>	-	-	-	-	30/06/2025	36,373
<b>N Earner</b>						
FY2023 LTI – Performance Rights	28/11/2022	1,088,497	0.323	351,585	31/08/2025	117,195
FY2024 LTI – Performance Rights	21/11/2023	1,146,657	0.369	423,116	31/08/2026	141,039
FY2025 LTI – Performance Rights	26/11/2024	2,007,126	0.327	656,330	31/08/2027	181,181
FY2025 STI – Performance Rights <sup>(d)</sup>	-	-	-	-	30/06/2025	107,206
<b>Other Key Management Personnel</b>						
<b>J Carter</b>						
FY2023 LTI – Performance Rights	17/10/2022	378,237	0.410	155,077	31/08/2025	51,692
FY2024 LTI – Performance Rights	13/10/2023	407,018	0.358	145,712	31/08/2026	48,571
FY2025 LTI – Performance Rights	30/10/2024	744,004	0.380	282,722	31/08/2027	78,046
FY2025 STI – Performance Rights <sup>(d)</sup>	-	-	-	-	30/06/2025	56,886
Bonus Employee Shares <sup>(c)</sup>	11/10/2024	1,887	0.530	1,000	-	1,000
<b>S Parsons</b>						
FY2023 LTI – Performance Rights	17/10/2022	365,194	0.410	149,730	31/08/2025	49,910
FY2024 LTI – Performance Rights	13/10/2023	392,982	0.358	140,688	31/08/2026	46,896
FY2025 LTI – Performance Rights	30/10/2024	718,420	0.380	273,000	31/08/2027	91,000
FY2025 STI – Performance Rights <sup>(d)</sup>	-	-	-	-	30/06/2025	54,390
Bonus Employee Shares <sup>(c)</sup>	11/10/2024	1,887	0.530	1,000	-	1,000

(a) The value at grant date for share rights granted during the year as part of remuneration is calculated in accordance with AASB 2 Share-Based Payments. Differences will arise between the number of share rights at fair value in the table above and the STI and LTI percentages mentioned in section (d) due to different timing of valuation of rights as approved by the Remuneration Committee and at grant. Refer to note 27 for details of the valuation techniques used for the rights plan.

(b) Share rights only vest if performance and service targets are achieved. The determination is usually made at the conclusion of the statutory audit.

(c) Recipients of shares issued under the Bonus Employee Share Plan will not be able to deal with the new shares until the earlier of the third anniversary of the Issue Date and the date on which they cease to be an employee of the company.

(d) The Board will calculate the STI earned value shortly after 30 June 2025 in accordance with the metrics agreed. The calculated earned value will be converted into restricted rights calculated at the August 2025 VWAP for a service period of one year. The restricted rights held will be converted into fully paid shares in the following year.

Right holders now have the option to receive 50% of their entitlement as shares and 50% as cash.

The determination of the number of rights that are to vest or be forfeited during a financial year is made by the Remuneration Committee after the statutory audit has been substantially completed. As such, the actual determination is made after the balance sheet date. Where there are rights that have vested or been forfeited, details will be included in the Remuneration Report as the relevant performance period will conclude at the end of the relevant financial year.

## Performance against key metrics

During FY2025, the company's FY2022 long-term incentive rights lapsed as they did not meet the minimum TSR during this time frame and were reversed in the profit and loss.

The STI performance metrics for the year are detailed in section (d)(iii) of the Remuneration Report.

The company's TSR for FY2024 and FY2025 will be compared to the S&P/ASX All Ordinaries Gold (Sub industry) XGD (Gold Index). TSR and number of performance rights will vest as follows:

Shareholder return comparison	Proportion of performance rights that vest %
TSR is less than Gold Index TSR	-
TSR is equal to Gold Index TSR	25
TSR is >5% and <10% to Gold Index TSR	50
TSR is equal to or >10% to Gold Index TSR	100

## (k) Shareholdings and share rights held by Key Management Personnel

### Shareholding

The number of shares in the company held during the financial year by each director and other members of Key Management Personnel of the consolidated entity, including their personally related parties, is set out below:

	Balance at the start of the year	Received as part of remuneration*	Received on vesting of PRs	Disposals / other	Balance at the end of the year
<b>Ordinary shares</b>					
I J Gandel	110,128,277	-	-	1,100,000	111,228,277
A D Lethlean	720,086	-	-	100,000	820,086
D I Chalmers	6,010,345	-	121,836	-	6,132,181
N P Earner	5,348,450	-	359,101	57,471	5,765,022
G Smith	331,875	-	-	68,493	400,368
J Carter	696,681	1,887	177,037	(141,075)	734,530
S Parsons	503,223	1,887	85,466	(575,000)	15,576
	123,738,937	3,774	743,440	608,889	125,096,040

\*All employees of Alkane are entitled to received \$1,000 worth of bonus shares each financial year under the employee share plan. Shares were issued on 17 October 2024 at a price of \$0.53.

### Performance rights holding

The number of performance rights over ordinary shares in the company held during the financial year by each director and other members of KMP of the consolidated entity, including their personally related parties, is set out below:

	Balance at the start of the year	Granted	Vested	Expired/ forfeited/ other	Balance at the end of the year
<b>Performance rights over ordinary shares</b>					
D I Chalmers – Performance rights	840,655	561,024	(121,836)	(193,809)	1,086,034
N P Earner – Performance rights	3,419,370	2,139,133	(359,101)	(825,115)	4,374,287
J Carter – Performance rights	1,232,969	879,982	(177,037)	(270,677)	1,665,237
S Parsons – Performance rights	1,104,652	784,065	(85,466)	(261,010)	1,542,241
	6,597,646	4,364,204	(743,440)	(1,550,611)	8,667,799

## (I) Other transactions with Key Management Personnel

There were no other transactions with KMPs during the financial year ended 30 June 2025.

There were no unissued ordinary shares of Alkane Resources Ltd under performance rights outstanding at the date of this report.

*This concludes the remuneration report, which has been audited.*

## Indemnity and insurance of officers

Alkane Resources Ltd has entered into deeds of indemnity, access and insurance with each of the directors. These deeds remain in effect as at the date of this report. Under the deeds, the company indemnifies each director to the maximum extent permitted by law against legal proceedings or claims made against or incurred by the directors in connection with being a director of the company, or breach by the group of its obligations under the deed.

The liability insured is the indemnification of the group against any legal liability to third parties arising out of any directors' or officers' duties in their capacity as a director or officer other than indemnification not permitted by law.

No liability has arisen under this indemnity as at the date of this report.

The group has not otherwise, during or since the financial year, indemnified nor agreed to indemnify an officer of the group or of any related body corporate, against a liability incurred as such by an officer.

During the year the company has paid premiums in respect of directors' and executive officers' Insurance. The contracts contain prohibitions on disclosure of the amount of the premiums and the nature of the liabilities under the policies.

## Proceedings on behalf of the company

No person has applied to the Court under section 237 of the *Corporations Act 2001* for leave to bring proceedings on behalf of the company, or to intervene in any proceedings to which the company is a party for the purpose of taking responsibility on behalf of the company for all or part of those proceedings.

## Non-audit services

The company may decide to employ the auditor on assignments additional to their statutory audit duties where the auditor's expertise and experience with the group is important.

The directors, in accordance with advice provided by the audit committee, are satisfied that the provision of non-audit services during the financial year, by the auditor (or by another person or firm on the auditor's behalf), is compatible with the general standard of independence for auditors imposed by the *Corporations Act 2001*.

The directors are of the opinion that the services as disclosed in note 23 to the financial statements do not compromise the external auditor's independence requirements of the *Corporations Act 2001* for the following reasons:

- all non-audit services have been reviewed and approved to ensure that they do not impact the integrity and objectivity of the auditor; and
- none of the services undermine the general principles relating to auditor independence as set out in APES 110 Code of Ethics for Professional Accountants.

## Auditor's independence declaration

A copy of the auditor's independence declaration as required under section 307C of the *Corporations Act 2001* is set out immediately after this directors' report.

## Rounding of amounts

The company is of a kind referred to in ASIC Legislative Instrument 2016/191, issued by the Australian Securities and Investments Commission, relating to the 'rounding-off' of amounts in the directors' report and financial report. Amounts in this report have been rounded off in accordance with that ASIC Legislative Instrument to the nearest thousand dollars, or in certain cases, to the nearest dollar.

This report is made in accordance with a resolution of directors.

On behalf of the directors



N P Earner  
Managing Director

21 August 2025  
Perth



## Auditor's Independence Declaration

As lead auditor for the audit of Alkane Resources Ltd for the year ended 30 June 2025, I declare that to the best of my knowledge and belief, there have been:

- a. no contraventions of the auditor independence requirements of the *Corporations Act 2001* in relation to the audit; and
- b. no contraventions of any applicable code of professional conduct in relation to the audit.

This declaration is in respect of Alkane Resources Ltd and the entities it controlled during the period.

A handwritten signature in black ink, appearing to read 'Ian Campbell', is written over a faint, light-colored signature line.

Ian Campbell  
Partner  
PricewaterhouseCoopers

Perth  
21 August 2025

PricewaterhouseCoopers, ABN 52 780 433 757  
Brookfield Place, Level 15, 125 St Georges Terrace, PERTH WA 6000,  
GPO Box D198, PERTH WA 6840  
T: +61 8 9238 3000, F: +61 8 9238 3999, [www.pwc.com.au](http://www.pwc.com.au)

# Financial Statements

## Consolidated Financial Statements

Consolidated statement of profit or loss and other comprehensive income	91
Consolidated balance sheet	92
Consolidated statement of changes in equity	93
Consolidated statement of cash flows	94

## Notes to the Consolidated Financial Statements

Note 1. Segment information	95
Note 2. Revenue	95
Note 3. Expenses	96
Note 4. Income tax	97
Note 5. Cash and cash equivalents	100
Note 6. Trade and other receivables	100
Note 7. Inventories	101
Note 8. Financial assets at fair value through other comprehensive income	101
Note 9. Derivative financial instruments	102
Note 10. Other financial assets	103
Note 11. Property, plant and equipment	103
Note 12. Exploration and evaluation	105
Note 13. Trade and other payables	106
Note 14. External borrowings	106
Note 15. Provisions	107
Note 16. Issued capital	109
Note 17. Reserves	109
Note 18. Retained profits	111
Note 19. Critical accounting judgements, estimates and assumptions	111
Note 20. Financial risk management	113
Note 21. Capital risk management	115
Note 22. Key Management Personnel disclosures	116
Note 23. Remuneration of auditors	116
Note 24. Commitments	116
Note 25. Events after the reporting period	117
Note 26. Related party transactions	118
Note 27. Share-based payments	119
Note 28. Earnings per share	121
Note 29. Parent entity information	121
Note 30. Interests in subsidiaries	123
Note 31. Deed of cross-guarantee	123
Note 32. Reconciliation of profit after income tax to net cash from operating activities	124
Note 33. Material accounting policy information	125

These financial statements are consolidated financial statements for the group consisting of Alkane Resources Ltd and its subsidiaries.

The financial statements are presented in the Australian currency.

Alkane Resources Ltd is a company limited by shares, incorporated and domiciled in Australia. Its registered office and principal place of business is:

Alkane Resources Ltd  
Level 4, 66 Kings Park Road  
West Perth WA 6005

The financial statements were authorised for issue by directors on 21 August 2025. The directors have the power to amend and reissue the financial statements.

All press releases, financial reports and other information are available in the investor section on our website: [alkres.com](http://alkres.com)

## Consolidated statement of profit or loss and other comprehensive income

For the year ended 30 June 2025

	Note	2025 \$'000	2024 \$'000
<b>Continuing operations</b>			
Revenue	2	262,362	172,991
Cost of sales	3	(205,749)	(138,399)
Gross profit		56,613	34,592
Other income		694	509
Interest income		1,929	2,527
Impairment reversal	19	7,024	-
		66,260	37,628
<b>Expenses</b>			
Other expenses	3	(15,315)	(10,949)
Finance costs	3	(5,341)	(2,347)
Net gain/(loss) on disposal of property, plant and equipment		541	110
		(20,115)	(13,186)
<b>Profit before income tax expense</b>		46,145	24,442
Income tax expense	4	(13,102)	(6,765)
<b>Profit after income tax expense for the year attributable to the owners of Alkane Resources Ltd</b>	18	33,043	17,677
<b>Other comprehensive income/(loss)</b>			
<i>Items that will not be reclassified subsequently to profit or loss</i>			
Changes in the fair value of equity investments at fair value through other comprehensive income, net of tax	8	(5,708)	(7,099)
<i>Items that will be reclassified subsequently to profit or loss</i>			
Cash flow hedges reclassified to profit or loss, net of tax	17	695	-
Net change in the fair value of cash flow hedges taken to equity, net of tax	17	(4,150)	(1,449)
Other comprehensive income/(loss) for the year, net of tax		2,253	(8,548)
<b>Total comprehensive income for the year attributable to the owners of Alkane Resources Ltd</b>		35,296	9,129

	Note	Cents	Cents
Basic earnings per share	28	5.46	2.93
Diluted earnings per share	28	5.39	2.89

The above consolidated statement of profit or loss and other comprehensive income should be read in conjunction with the accompanying notes.

## Consolidated balance sheet

As at 30 June 2025

	Note	2025 \$'000	2024 \$'000
<b>Assets</b>			
<b>Current assets</b>			
Cash and cash equivalents	5	48,089	45,519
Trade and other receivables	6	4,361	3,848
Inventories	7	31,566	22,241
Derivative financial instruments	9	2	394
<b>Total current assets</b>		<b>84,018</b>	<b>72,002</b>
<b>Non-current assets</b>			
Property, plant and equipment	11	297,848	271,750
Exploration and evaluation	12	114,543	101,403
Financial assets at fair value through other comprehensive income	8	8,007	299
Derivative financial instruments	9	116	5,354
Other financial assets	10	14,852	13,888
<b>Total non-current assets</b>		<b>435,366</b>	<b>392,694</b>
<b>Total assets</b>		<b>519,384</b>	<b>464,696</b>
<b>Liabilities</b>			
<b>Current liabilities</b>			
Trade and other payables	13	21,899	23,744
External borrowings	14	33,315	16,144
Current tax liabilities	4	14,389	5,134
Provisions	15	8,063	6,891
Other liabilities		458	445
<b>Total current liabilities</b>		<b>78,124</b>	<b>52,358</b>
<b>Non-current liabilities</b>			
External borrowings	14	26,009	32,874
Provisions	15	27,578	21,998
Deferred tax	4	41,827	47,633
Other liabilities		156	459
<b>Total non-current liabilities</b>		<b>95,570</b>	<b>102,964</b>
<b>Total liabilities</b>		<b>173,694</b>	<b>155,322</b>
<b>Net assets</b>		<b>345,690</b>	<b>309,374</b>
<b>Equity</b>			
Issued capital	16	224,693	223,319
Reserves	17	(83,289)	(85,188)
Retained profits	18	204,286	171,243
<b>Total equity</b>		<b>345,690</b>	<b>309,374</b>

The above consolidated balance sheet should be read in conjunction with the accompanying notes.

## Consolidated statement of changes in equity

For the year ended 30 June 2025

	Issued capital \$'000	Share-based payments reserve \$'000	Other reserves \$'000	Retained Profits \$'000	Total equity \$'000
Balance at 1 July 2023	222,224	6,003	(81,169)	152,939	299,997
Profit after income tax expense for the year	-	-	-	17,677	17,677
Other comprehensive loss for the year, net of tax	-	-	(8,548)	-	(8,548)
Total comprehensive income/(loss) for the year	-	-	(8,548)	17,677	9,129
Share issue transaction costs (note 16)	(9)	-	-	-	(9)
Share-based payments (note 27)	228	103	-	-	331
Deferred tax recognised in equity	(74)	-	-	-	(74)
Transfer of gain on disposal of equity investments at fair value through other comprehensive income to retained earnings	-	-	(627)	627	-
Employee share awards vested	950	(950)	-	-	-
Balance at 30 June 2024	223,319	5,156	(90,344)	171,243	309,374
Balance at 1 July 2024	223,319	5,156	(90,344)	171,243	309,374
Profit after income tax expense for the year	-	-	-	33,043	33,043
Other comprehensive loss for the year, net of tax	-	-	2,253	-	2,253
Total comprehensive income/(loss) for the year	-	-	2,253	33,043	35,296
Share placement	-	-	-	-	-
Share issue transaction costs (note 16)	(4)	-	-	-	(4)
Share-based payments (note 27)	255	769	-	-	1,024
Employee share awards vested	1,123	(1,123)	-	-	-
Balance at 30 June 2025	224,693	4,802	(88,091)	204,286	345,690

The above consolidated statement of changes in equity should be read in conjunction with the accompanying notes.

## Consolidated statement of cash flows

For the year ended 30 June 2025

	Note	2025 \$'000	2024 \$'000
<b>Cash flows from operating activities</b>			
Receipts from customers (inclusive of GST)		263,057	172,991
Payments to suppliers and employees (inclusive of GST)		(181,044)	(109,580)
		82,013	63,411
Interest received		1,413	2,392
Finance costs paid		(4,382)	(632)
Royalties and selling costs		(7,780)	(4,963)
Other receipts		714	514
Derivatives		-	(7,819)
Net cash from operating activities	32	71,978	52,903
<b>Cash flows from investing activities</b>			
Payments for investments		(2,000)	(1,094)
Payments for property, plant and equipment and development expenditure		(58,052)	(115,969)
Proceeds from disposal of property, plant and equipment		132	150
Payments for exploration expenditure		(17,541)	(19,528)
Payments for security deposits		(1,621)	(122)
Receipts from security deposits		427	-
Proceeds from disposal of investments		-	13,043
Net cash used in investing activities		(78,655)	(123,520)
<b>Cash flows from financing activities</b>			
Cost of share issue	16	-	(9)
Proceeds from borrowings		33,300	43,815
Repayment of borrowings		(23,821)	(7,516)
Principal elements of lease payment		(232)	(445)
Net cash from financing activities		9,247	35,845
Net increase/(decrease) in cash and cash equivalents		2,570	(34,772)
Cash and cash equivalents at the beginning of the financial year		45,519	80,291
Cash and cash equivalents at the end of the financial year	5	48,089	45,519

The above consolidated statement of cash flows should be read in conjunction with the accompanying notes.

## Note 1. Segment information

The consolidated entity is currently with one operating segment: gold operations. The operating segments are based on the internal reports that are reviewed and used by the Board of Directors (who are identified as the Chief Operating Decision Makers) in assessing performance and in determining the allocation of resources.

Costs that do not relate to the gold operating segment have been identified as unallocated costs. The group has formed a tax consolidation group and therefore tax balances are disclosed under the unallocated grouping. The group utilises a central treasury function resulting in cash balances being included in the unallocated segment.

	Gold Operations \$'000	Unallocated \$'000	Total \$'000
<b>30 June 2025</b>			
Gold sales to external customers	262,362	-	262,362
Interest Income	1,626	298	1,924
Reversal of impairment	7,024	-	7,024
	<u>271,012</u>	<u>298</u>	<u>271,310</u>
Cost of sales	(205,749)	-	(205,749)
Segment net profit/(loss) before income tax	60,934	(14,789)	46,145
<b>30 June 2024</b>			
Gold sales to external customers	172,991	-	172,991
Interest Income	586	1,941	2,527
	<u>173,577</u>	<u>1,941</u>	<u>175,518</u>
Cost of sales	(138,399)	-	(138,399)
Segment net profit/(loss) before income tax	33,123	(8,681)	24,442

The group has two customers to which it sells gold, being Macquarie Bank and ABC Refinery. Revenue from these customers (excluding derivative options) was \$91.6M and \$171.4M in 2025 respectively (2024: \$68.74M and \$104.25M).

## Note 2. Revenue

	2025 \$'000	2024 \$'000
<b>Revenue from continuing operations</b>		
Gold sales	263,057	172,991
Less: derivative options lapsed	(695)	-
	<u>262,362</u>	<u>172,991</u>

### (a) Revenue

Revenue is recognised when the group satisfies its performance obligation and transfers control to a customer. Control is generally determined to be when the customer has the ability to direct the use of and obtain substantially all of the remaining benefits from that good or service.

### (b) Gold Sales

Bullion revenue is recognised at a point in time upon transfer of control to the customer and is measured at the amount to which the group expects to be entitled which is based on the deal agreement.

### (c) Derivative options

During the financial year, 41,319 derivative options @ A\$3,000/oz expired at a cost of \$695,000 and was transferred from other comprehensive income to offset revenue.

Refer to note 20 for more information on these derivative contracts.

## Note 3. Expenses

	2025 \$'000	2024 \$'000
<b>Cost of sales</b>		
Cash costs of production	155,131	96,666
Inventory product movement	(8,749)	868
Depreciation and amortisation	50,921	35,493
Royalties and selling costs	8,446	5,372
	<u>205,749</u>	<u>138,399</u>

### (a) Cash costs of production

Cash costs of production include ore and waste mining costs, processing costs and site administration and support costs.

### (b) Inventory product movement

Inventory product movement represents the movement in the balance sheet inventory ore stockpile, gold in circuit and bullion on hand.

Refer to note 7 for further details on the group's accounting policy for inventory.

### (c) Inventory product provision for net realisable value

Inventory must be carried at the lower of cost and net realisable value. Net realisable value is the estimated selling price in the ordinary course of business less estimated costs to complete processing and to make a sale. The net realisable value provision equals the decrement between the net realisable value and the carrying value before provision.

All inventory was carried at cost and there was no write-down to net realisable value.

Refer to note 7 for further details on the group's accounting policy for inventory.

	2025 \$'000	2024 \$'000
<b>Other expenses</b>		
Corporate administration	5,363	3,814
Employee remuneration and benefits expensed	2,400	3,236
Share-based payments	1,225	331
Professional fees and consulting services	4,331	1,990
Exploration expenditure provided for or written off	155	3
Directors' fees and salaries expensed	753	781
Depreciation	623	650
Non-core project expenses	465	144
	<u>15,315</u>	<u>10,949</u>

**(d) Finance costs**

	2025 \$'000	2024 \$'000
<b>Finance costs</b>		
Interest Expense	5,271	1,518
Other	70	829
	<u>5,341</u>	<u>2,347</u>

**Note 4. Income tax****(a) Income tax expense**

	2025 \$'000	2024 \$'000
<b>Current tax</b>		
Current tax on profits for the year	18,509	6,116
Adjustments for current tax of prior periods	(1,078)	(2,109)
Total current tax expense	<u>17,431</u>	<u>4,007</u>
<b>Deferred income tax</b>		
Increase in deferred tax asset	(3,603)	(3,045)
(Increase)/decrease in deferred tax liabilities	(726)	5,803
Total deferred tax (benefit)/expense	<u>(4,329)</u>	<u>2,758</u>
Income tax expense	13,102	6,765
<b>Income tax expense is attributable to:</b>		
Profit from continuing operations	<u>13,102</u>	<u>6,765</u>

**(b) Reconciliation of income tax expense/(benefit) to prima facie tax payable**

	2025 \$'000	2024 \$'000
Profit from continued operations before income tax expense	<u>46,145</u>	<u>24,442</u>
Tax at the Australian tax rate of 30% (2024 - 30%)	13,844	7,333
Tax benefits of deductible equity raising costs	(4)	(77)
Non-deductible share-based payments	291	31
Non-deductible expenses	20	210
Movement in unrecognised temporary differences	1,090	-
(Over)/Under Provision for Prior Year	(196)	(90)
Utilisation of previously unrecognised tax losses	(1,943)	(642)
	<u>13,102</u>	<u>6,765</u>

### (c) Deferred tax assets

Movements	Tax losses \$'000	Rehabilitation Provision and assets \$'000	Property, plant and equipment \$'000	Other \$'000	Total \$'000
At 1 July 2023	-	4,500	6,563	2,520	13,583
- profit or loss	-	341	2,423	281	3,045
- direct to equity	-	-	-	547	547
At 30 June 2024	-	4,841	8,986	3,348	17,175
At 1 July 2024	-	4,841	8,986	3,348	17,175
- profit or loss	-	3,159	(2)	446	3,603
- directly to equity	1,650	-	-	1,477	3,127
As at 30 June 2025	1,650	8,000	8,984	5,271	23,905

### (d) Deferred tax liabilities

	2025 \$'000	2024 \$'000
<b>The balance comprises temporary differences attributable to:</b>		
Exploration expenditure	(31,828)	(32,925)
Property, plant & equipment	(30,042)	(29,682)
Other	(3,862)	(2,201)
Gross recognised deferred tax liabilities	(65,732)	(64,808)
Set-off of deferred tax assets	23,905	17,175
Net recognised deferred tax liabilities	(41,827)	(47,633)
<b>Net recognised deferred tax assets/(liabilities) are attributable to:</b>		
Losses and temporary differences carried forward for continued operations	(41,827)	(47,633)

Movements	Exploration Expenditure \$'000	Property, plant and equipment \$'000	Other \$'000	Total \$'000
At 1 July 2023	44,162	10,563	3,579	58,304
Charged/(credited)	-	-	-	-
- to profit or loss	6,551	1,331	(2,079)	5,803
- transfer between classes	(17,788)	17,788	-	-
- directly to equity	-	-	432	432
- directly to retained earnings	-	-	269	269
At 30 June 2024	32,925	29,682	2,201	64,808
At 1 July 2024	32,925	29,682	2,201	64,808
Charged/(credited)	-	-	-	-
- to profit or loss	(1,097)	360	11	(726)
- directly to equity	-	-	1,650	1,650
At 30 June 2025	31,828	30,042	3,862	65,732

**(e) Deferred tax recognised directly in equity**

	2025 \$'000	2024 \$'000
Relating to equity raising costs	4	74
Relating to realised gains posted directly to retained earnings	-	269
Relating to investments/financial instruments	(1,481)	(188)
	<u>(1,477)</u>	<u>155</u>

**(f) Unrecognised temporary differences and tax losses**

	2025 \$'000	2024 \$'000
Unrecognised tax losses	6,713	13,135
Deductible temporary differences	4,121	19,209
Unused capital losses	13,013	-
	<u>23,847</u>	<u>32,344</u>
Potential tax benefit at 30% (2024: 30%)	<u>7,154</u>	<u>9,703</u>

The potential benefit of carried forward tax losses will only be obtained if taxable income is derived of a nature and amount sufficient to enable the benefit from the deductions to be realised. In accordance with the group's policies for deferred taxes, a deferred tax asset is recognised only if it is probable that sufficient future taxable income will be generated to offset against the asset.

Determination of future taxable profits requires estimates and assumptions as to future events and circumstances including commodity prices, ore resources, exchange rates, future capital requirements, future operational performance, the timing of estimated cash flows, and the ability to successfully develop and commercially exploit resources.

Tax legislation prescribes the rate at which tax losses transferred from entities joining a tax consolidation group can be applied to taxable incomes and this rate is diluted by changes in ownership, including capital raisings. As a result, the reduction in the rate at which the losses can be applied to future taxable incomes, the period of time over which it is forecast that these losses may be utilised has extended beyond that which management considers prudent to support their continued recognition for accounting purposes. Accordingly, no deferred tax asset has been recognised for certain tax losses. Recognition for accounting purposes does not impact the ability of the Group to utilise the losses to reduce future taxable profits.

Alkane Resources Ltd and its wholly owned Australian controlled entities have implemented the tax consolidation legislation. As a consequence, these entities are taxed as a single entity and the deferred tax assets and liabilities of these entities are set off in the consolidated financial statements.

Deferred tax assets relating to deductible temporary differences can only be recognised to the extent that it is probable that future taxable profits will be available against which the deductible temporary difference can be utilised. Recognition for accounting purposes does not impact the ability of the Group to utilise the deductible temporary differences to reduce future taxable profits.

	2025 \$'000	2024 \$'000
Current tax liabilities		
Current tax liabilities	18,509	6,116
PAYG ('Pay as you go') Instalments	(4,120)	(982)
Total current tax liabilities	<u>14,389</u>	<u>5,134</u>

## Note 5. Cash and cash equivalents

	2025 \$'000	2024 \$'000
<b>Current assets</b>		
Cash on hand	48,089	45,519

Cash at bank at balance date weighted average interest rate was 4.07% (2024: 4.28%).

Cash and cash equivalents include cash on hand and deposits held at call with financial institutions and other short-term, highly liquid investments with original maturities of three months or less that are readily convertible to known amounts of cash and which are subject to an insignificant risk of changes in value.

## Note 6. Trade and other receivables

	2025 \$'000	2024 \$'000
<b>Current assets</b>		
Trade receivables	666	85
Prepayment	2,370	2,172
GST	1,325	1,591
	4,361	3,848

### (i) Classification as receivables

Receivables are recognised initially at fair value and then subsequently measured at amortised cost, less provision for credit losses. As at 30 June 2025 the group has determined that the expected provision for credit losses is not material (30 June 2024: provision for credit losses was not material).

In determining the recoverability of a trade or other receivables using the expected credit loss model, the group performs a risk analysis considering the type and age of outstanding receivables, the creditworthiness of the counterparty, contract provisions, letter of credit and timing of payment.

### (ii) Fair value of receivables

Due to the short-term nature of the current receivables, their carrying amount is assumed to be the same as their fair value.

### (iii) Impairment and risk exposure

Information about the impairment of receivables, their credit quality and the group's exposure to credit risk, foreign currency risk and interest rate risk can be found in note 20.

## Note 7. Inventories

	2025 \$'000	2024 \$'000
<b>Current assets</b>		
Ore stockpiles	15,034	8,047
Gold in circuit	3,287	4,126
Bullion on hand	7,194	4,593
Consumable stores	6,051	5,475
	<u>31,566</u>	<u>22,241</u>

### (i) Assigning costs to inventories

Costs are assigned to ore stockpiles, gold in circuit and bullion on hand on the basis of weighted average costs. Inventories must be carried at the lower of cost and net realisable value. Cost comprises direct materials, direct labour and an appropriate proportion of variable and fixed overhead expenditure, the latter being allocated on the basis of normal operating capacity. At balance date ore stockpiles, gold in circuit, bullion on hand and consumable stores were carried at cost.

No provision was recorded at 30 June 2025 to write down inventories to their recoverable value (2024: \$nil).

Consumable stores include diesel, explosives and other consumables items. These items are carried at cost.

Product inventory movement during the year ended 30 June 2025 amounted to an expense of (\$8,749,000) (2024: \$868,000) and is disclosed as part of cost of sales in note 3.

## Note 8. Financial assets at fair value through other comprehensive income

	2025 \$'000	2024 \$'000
<b>Non-current assets</b>		
Listed securities		
Medallion Metals Ltd (ASX: MM8)	7,500	-
Sky Metals Ltd (ASX: SKY)	507	299
	<u>8,007</u>	<u>299</u>

During the year, the following gains/(losses) were recognised in profit or loss and other comprehensive income

Gains/(losses) recognised in other comprehensive income	<u>5,708</u>	<u>(7,099)</u>
---	--------------	----------------

Fair Value Measurement 30 June 2025	Notes	Level 1 \$'000	Level 2 \$'000	Level 3 \$'000	Total \$'000
Financial Assets at FVOCI	8	8,007	-	-	8,007
Hedging derivatives – cash flow hedge	9	-	118	-	118
Closing fair value		<u>8,007</u>	<u>118</u>	<u>-</u>	<u>8,125</u>

**Level 1:** The fair value of financial instruments traded in active markets (such as publicly traded derivatives and equity securities) is based on quoted market prices at the end of the reporting period. The quoted market price used for financial assets held by the group is the current bid price. The quoted market price incorporates the market's assumptions with respect to changes in economic climate such as rising interest rates and inflation, as well as changes due to ESG risk. These instruments are included in level 1.

**Level 2:** The fair value of financial instruments that are not traded in an active market (e.g. over-the counter derivatives) is determined using valuation techniques that maximise the use of observable market data and rely as little as possible on entity-specific estimates. If all significant inputs required to fair value an instrument are observable, the instrument is included in level 2. AASB13(86) Revised illustration.

**Level 3:** If one or more of the significant inputs is not based on observable market data, the instrument is included in level 3. This is the case for unlisted equity securities and for instruments where ESG risk gives rise to a significant unobservable adjustment.

## Note 9. Derivative financial instruments

Fair Value Measurements	2025 \$'000	2024 \$'000
<b>Current assets</b>		
Commodity put options – cash flow hedges	2	394
<b>Non-current assets</b>		
Commodity put options – cash flow hedges	116	5,354
	<u>118</u>	<u>5,748</u>

During the 2024 financial year subsidiary company Tomingley Gold Operations Pty Ltd ('TGO') entered into several commodity put option contracts from 31 July 2024 to 30 June 2027.

The cost to enter the contracts was \$7.82M.

- Bought a total of 140,799oz of put options at \$3,000/oz
- 41,319 options expired during FY2025 at a cost of \$695,163 which has offset revenue as the options have been treated as a cashflow hedge under AASB 9.
- 98,490 options remain at 30 June 2025.

### Accounting policy for derivative financial instruments

Derivatives are initially recognised at fair value on the date a derivative contract is entered into and are subsequently remeasured to their fair value at each reporting date. The accounting for subsequent changes in fair value depends on whether the derivative is designated as a hedging instrument, and if so, the nature of the item being hedged.

Derivatives are classified as current or non-current depending on the expected period of realisation.

### Cash flow hedges

Cash flow hedges are used to cover the consolidated entity's exposure to variability in cash flows that is attributable to particular risks associated with a recognised asset or liability or a firm commitment which could affect profit or loss. The effective portion of the gain or loss on the hedging instrument is recognised in other comprehensive income through the cash flow hedges reserve in equity, whilst the ineffective portion is recognised in profit or loss. Amounts taken to equity are transferred out of equity and included in the measurement of the hedged transaction when the forecast transaction occurs.

Cash flow hedges are tested for effectiveness on a regular basis both retrospectively and prospectively to ensure that each hedge is highly effective and continues to be designated as a cash flow hedge. If the forecast transaction is no longer expected to occur, the amounts recognised in equity are transferred to profit or loss.

If the hedging instrument is sold, terminated, expires, exercised without replacement or rollover, or if the hedge becomes ineffective and is no longer a designated hedge, the amounts previously recognised in equity remain in equity until the forecast transaction occurs.

## Note 10. Other financial assets

	2025 \$'000	2024 \$'000
<b>Non-current assets</b>		
Security deposits	14,852	13,888

The above deposits are held by financial institutions or regulatory bodies as security for rehabilitation obligations as required under the respective exploration and mining leases or as required under agreement totalling \$14,852,000 for the current period (2024: \$13,888,000 backed by security deposits).

All interest-bearing deposits are held in Australian dollars and therefore there is no exposure to foreign currency risk. Please refer to note 20 for the group's exposure to interest rate risk. The fair value of other financial assets is equal to its carrying value.

## Note 11. Property, plant and equipment

	Land and buildings \$'000	Plant and equipment \$'000	Capital WIP \$'000	Mine properties \$'000	Total \$'000
<b>Year ended 30 June 2025</b>					
Opening cost	38,595	130,275	76,384	405,459	650,713
Additions	326	193	60,873	9,398	70,790
Reversal of impairment	-	-	-	7,024	7,024
Transfer between classes <sup>(b)</sup>	-	114,591	(109,421)	(5,170)	-
Disposals <sup>(c)</sup>	-	(9,012)	-	(141,766)	(150,778)
Net movement	326	105,772	(48,548)	(130,514)	(72,964)
Closing cost	38,921	236,047	27,836	274,945	577,749
Opening accumulated depreciation and impairment	(14,213)	(120,712)	-	(244,038)	(378,963)
Depreciation charge	(24)	(17,275)	-	(34,284)	(51,583)
Disposals	-	8,878	-	141,766	150,644
Net movement	(24)	(8,397)	-	107,482	99,061
Closing accumulated depreciation and impairment	(14,237)	(129,109)	-	(136,556)	(279,902)
Closing net carrying value	24,684	106,938	27,836	138,390	297,848

	Land and buildings \$'000	Plant and equipment \$'000	Capital WIP \$'000	Mine properties \$'000	Total \$'000
<b>Year ended 30 June 2024</b>					
Opening cost	37,647	125,075	9,923	281,801	454,446
Additions	-	-	51,906	49,131	101,037
Transfers between classes	948	5,760	(6,708)	-	-
Transfers from exploration <sup>(a)</sup>	-	-	21,263	74,527	95,790
Disposals	-	(560)	-	-	(560)
Net movement	948	5,200	66,461	123,658	196,267
Closing cost	38,595	130,275	76,384	405,459	650,713
Opening accumulated depreciation and impairment	(13,714)	(108,431)	-	(221,197)	(343,342)
Depreciation charge	(502)	(12,801)	-	(22,841)	(36,144)
Disposals	3	520	-	-	523
Net movement	(499)	(12,281)	-	(22,841)	(35,621)
Closing accumulated depreciation and impairment	(14,213)	(120,712)	-	(244,038)	(378,963)
Closing net carrying value	24,382	9,563	76,384	161,421	271,750

(a) *Transfer from exploration: In July 2023, the group was granted a mining lease for the Tomingley Gold Extension Project. As a result of this, \$95,790,000 in capitalised exploration expenditure has been transferred into mine development assets and WIP.*

(b) *Transfer to/from work in progress: In December 2024, the processing plant upgrade (\$25.9M) and paste plant (\$24.4M) were transferred from work in progress to property, plant and equipment upon completion of these assets. A further \$5.9M was transferred relating to electrical upgrades in April 2025. In June 2025, projects which were not yet finished were transferred from mine development into work in progress totalling \$5.17M.*

(c) *Write off fully depreciated assets: Costs relating to the TGO open cut mines (\$65.5M) and associated deferred waste (\$76.3M) were fully depreciated in FY2022 and have been written off.*

All property, plant and equipment are stated at historical cost less accumulated depreciation and impairment charges. Historical cost includes:

- expenditure that is directly attributable to the acquisition of the items;
- direct costs associated with the commissioning of plant and equipment including pre-commissioning costs in testing the processing plant;
- where the asset has been constructed by the group, the cost of all materials used in construction, direct labour on the project and project management costs associated with the asset; and
- the present value of the estimated costs of dismantling and removing the asset and restoring the site on which it is located.

Subsequent costs are included in the asset's carrying amount or recognised as a separate asset, as appropriate, only when it is probable that future economic benefits associated with the item will flow to the group and the cost of the item can be measured reliably. The carrying amount of any component accounted for as a separate asset is derecognised when replaced. All other repairs and maintenance are charged to profit or loss during the reporting period in which they are incurred. Depreciation is calculated using the straight-line method to allocate their cost over their estimated useful lives as follows:

Buildings	units of production
Plant and equipment	units of production
Mining properties	units of production
Office equipment	3-5 years
Furniture and fittings	4 years
Motor vehicles	4-5 years
Software	2-3 years

The assets' residual values and useful lives are reviewed, and adjusted if appropriate, at the end of each reporting period.

An asset's carrying amount is written down immediately to its recoverable amount if the asset's carrying amount is greater than its estimated recoverable amount.

Gains and losses on disposals are determined by comparing proceeds with the carrying amount. These are included in the statement of profit or loss and other comprehensive income.

## Mine properties

Mine properties represent the accumulation of all exploration, evaluation and development expenditure incurred by the group in relation to areas of interest for which the technical feasibility and commercial viability of the extraction of mineral resources are demonstrable.

When further development expenditure is incurred in respect of a mine property after the commencement of production, such expenditure is carried forward as part of the mine property only when it is probable that the additional future economic benefits associated with the expenditure will flow to the group. Otherwise such expenditure is classified as part of the cost of production. Mine properties are amortised on a units of production basis over the economically recoverable resources of the mine concerned.

## Note 12. Exploration and evaluation

	2025 \$'000	2024 \$'000
Opening balance	101,403	161,310
Expenditure during the year	13,295	35,886
Amounts provided for or written off	(155)	(3)
Transfer to Mine Development <sup>(a)</sup>	-	(95,790)
	<u>114,543</u>	<u>101,403</u>

(a) Transfers to development assets and WIP: At 30 June 2024, \$74.52M was transferred into mine development assets. An additional \$21.26M was transferred into capital WIP.

Exploration and evaluation costs are carried forward on an area of interest basis. Costs are recognised and carried forward where rights to tenure of the area of interest are current and either:

- the expenditures are expected to be recouped through successful development and exploitation of the area of interest; or
- activities in the area of interest have not at the reporting date reached a stage which permits a reasonable assessment of the existence or otherwise of economically recoverable reserves, and active and significant exploration and evaluation activities in, or in relation to, the area of interest are continuing.

Exploration and evaluation assets are tested for impairment when reclassified to development tangible or intangible assets, or whenever facts or circumstances indicate impairment. An impairment loss is recognised for the amount by which the exploration and evaluation assets carrying amount exceeds their recoverable amount. The recoverable amount is the higher of the exploration and evaluation assets fair value less costs of disposal and their value in use.

Once the technical feasibility and commercial viability of the extraction of mineral resources in an area of interest are demonstrable, exploration and evaluation assets attributable to that area of interest are first tested for impairment and then reclassified to mine properties under development. No amortisation is charged during the exploration and evaluation phase.

Recoverability of the carrying amount of the exploration and evaluation assets is dependent on successful development and commercial exploitation, or alternatively, sale of the respective areas of interest.

There may exist, on the group's exploration properties, areas subject to claim under native title or containing sacred sites or sites of significance to Aboriginal people. As a result, exploration properties or areas within tenements may be subject to exploration or mining restrictions.

## Note 13. Trade and other payables

	2025 \$'000	2024 \$'000
<b>Current liabilities</b>		
Trade payables	7,053	4,685
Other payables	14,846	19,059
	<u>21,899</u>	<u>23,744</u>

Trade and other payables represent liabilities for goods and services provided to the group prior to the end of the financial period which are unpaid. Current trade and other payables are unsecured and are usually paid within 30 days of recognition. Trade and other payables are presented in current liabilities unless payment is not due within 12 months from the reporting date.

The carrying amounts of trade and other payables are considered to be the same as their fair values, due to their short-term nature.

## Note 14. External borrowings

	2025 \$'000	2024 \$'000
<b>Current liabilities</b>		
Macquarie Facility	25,500	11,173
Other borrowings	7,815	4,971
	<u>33,315</u>	<u>16,144</u>
<b>Non-current liabilities</b>		
Macquarie Facility	19,500	30,819
Other borrowings	6,509	2,055
	<u>26,009</u>	<u>32,874</u>

Refer to note 20 for further information on financial risk management.

## Financing arrangements

	2025 \$'000	2024 \$'000
<b>Total facilities</b>		
Macquarie Leasing Facility	48,000	60,000
<b>Used at the reporting date</b>		
Macquarie Leasing Facility	45,000	42,819
<b>Unused at the reporting date</b>		
Macquarie Leasing Facility	3,000	17,181

On 21 February 2023, Alkane executed a finance Facility Agreement between Tomingley Gold Operations Pty Ltd and Macquarie Bank Limited to develop the Tomingley Gold Extension Project. The terms to this facility are an amendment to the existing facility agreement that was executed on 07 December 2020.

The balance drawn down at 30 June 2024 was \$42.18M. A further \$17.18M was drawn in July 2024 to bring the balance to \$60M. \$15M was repaid in September 2024.

Repayments owing at the end of the March (\$6M) and June 2025 (\$6M) quarters were waived and the facility limit has been reduced in their place. The limit under the facility at 30 June 2025 is \$48M.

Other borrowings including hire purchase liabilities are secured over the assets to which they relate, the carrying value of which exceeds the value of the hire purchase liability. The group does not hold title to the equipment under the hire purchase pledged as security.

## Covenants

There are various covenants required to be adhered to under the facility to sustain the debt repayment profile. The nature of these covenants include ratios relating to working capital (balances of current assets and current liabilities), planned remaining gold production life of Tomingley compared to duration of debt repayments, gold production and operating costs compared to agreed plans, projected cashflow generation comparisons to debt and interest repayments as well as cash and trade creditor balances. All covenants are tested on a quarterly basis and were compliant at 30 June 2025 enabling the projected debt repayments after 30 June 2026 to be classified as non-current.

## Accounting policy for borrowings

Loans and borrowings are initially recognised at the fair value of the consideration received, net of transaction costs. They are subsequently measured at amortised cost using the effective interest method.

## Note 15. Provisions

	2025 \$'000	2024 \$'000
<b>Current liabilities</b>		
Employee benefits	8,063	6,891
<b>Non-current liabilities</b>		
Employee benefits	912	1,078
Rehabilitation	26,666	20,920
	27,578	21,998

### (i) Provisions

Provisions are recognised when the group has a present legal or constructive obligation, it is probable that an outflow of resources will be required to settle the obligation, and the amount can be reliably estimated.

Provisions are measured at the present value of management's best estimate of the expenditure required to settle the present obligation at the end of the reporting period. The discount rate used to determine the present value is a pre-tax rate that reflects current market assessments of the time value of money and the risks specific to the liability. The increase in the provision due to the passage of time is recognised in finance charges.

## (ii) Information about individual provisions and significant estimates

### Employee benefits

The provision for employee benefits relates to the group's liability for long service leave and annual leave.

The current portion of this liability includes all of the accrued annual leave. The entire amount of the provision of \$4,851,567 (2024: \$4,588,151) is presented as current, since the group does not have an unconditional right to defer settlement for any of these obligations. However, based on past experience, the group does not expect all employees to take the full amount of accrued leave or require payment within the next 12 months. The following amounts reflect leave that is not expected to be taken or paid within the next 12 months.

	2025 \$'000	2024 \$'000
Current leave obligations expected to be settled after 12 months	1,451	1,663

The liability for long service leave not expected to vest within 12 months after the end of the period in which the employees render the related service is recognised in the non-current provision for employee benefits and measured at the present value of expected future payments to be made in respect of services provided up to the end of the reporting period. Consideration is given to expected future wage and salary levels, experience of employee departures and periods of service. Expected future payments are discounted using market yields at the end of the reporting period on corporate bonds with terms and currencies that match as closely as possible, the estimated future cash outflows. Where the group does not have an unconditional right to defer settlement for any annual or long service leave owed, it is classified as a current provision regardless of when the group expects to realise the provision.

### Rehabilitation and mine closure

The group has obligations to dismantle and remove certain items of property, plant and equipment and to restore and rehabilitate the land on which they sit.

A provision is raised for the estimated cost of settling the rehabilitation and restoration obligations existing at balance date, discounted to present value using an appropriate pre-tax discount rate.

Where the obligation is related to an item of property, plant and equipment, its cost includes the present value of the estimated costs of dismantling and removing the asset and restoring the site on which it is located. Costs that relate to obligations arising from waste created by the production process are recognised as production costs in the period in which they arise.

The discounted value reflects a combination of management's assessment of the nature and extent of the work required, the future cost of performing the work required, the timing of cash flows and the discount rate. An increase in the provision due to the passage of time of was recognised in finance charges in the statement of profit or loss and other comprehensive income of \$779,000 (2024: \$522,000).

The provisions are reassessed at least annually. A change in any of the assumptions used to determine the provisions could have a material impact on the carrying value of the provision.

Movements in rehabilitation and mine closure provision during the financial year are set out below:

Rehabilitation and mine closure	2025 \$'000	2024 \$'000
Opening balance	20,919	16,383
Additional provision incurred	6,175	5,079
Unwinding of discount	779	522
Change in estimate	(1,207)	(1,064)
	26,666	20,920

## Note 16. Issued capital

	2025 Shares	2024 Shares	2025 \$'000	2024 \$'000
Ordinary shares – fully paid	605,541,892	603,490,487	224,693	223,319

### Movements in ordinary share capital

Details	Date	Shares	\$'000
Balance	1 July 2023	601,574,030	222,224
Shares issued on vesting of performance rights		1,553,034	950
Share issue		363,423	228
Share issue costs		-	(9)
Less: Deferred tax credit recognised directly into equity		-	(74)
Balance	30 June 2024	603,490,487	223,319
Shares issued on vesting of performance rights		1,570,220	1,123
Share issue		481,185	255
Less: Deferred tax credit recognised directly into equity		-	(4)
Balance	30 June 2025	605,541,892	224,693

### Ordinary shares

Ordinary shares entitle the holder to participate in dividends and the proceeds on the winding up of the company in proportion to the number of and amounts paid on the shares held. The fully paid ordinary shares have no par value and the company does not have a limited amount of authorised capital.

On a show of hands every member present at a meeting in person or by proxy shall have one vote and upon a poll each share shall have one vote.

## Note 17. Reserves

The following table shows a breakdown of the balance sheet line item 'Reserves' and the movements in these reserves during the year. A description of the nature and purpose of each reserve is provided below the table.

	2025 \$'000	2024 \$'000
Financial assets at fair value through other comprehensive income reserve	(12,887)	(18,595)
Hedging reserve – cash flow hedges	(4,904)	(1,449)
Share-based payments reserve	4,802	5,156
Demerger reserve	(70,300)	(70,300)
	(83,289)	(85,188)

**Financial assets at fair value through other comprehensive income reserve**

This reserve is used to recognise changes in the fair value of certain investments in equity securities in other comprehensive income.

**Hedging reserve - cash flow hedges**

The reserve is used to recognise the effective portion of the gain or loss of cash flow hedge instruments that is determined to be an effective hedge.

**Share-based payments reserve**

The reserve is used to recognise the grant date fair value of shares issued to directors and KMP, as well as the grant date fair value of deferred rights granted but not yet vested.

**Demerger reserve**

The demerger reserve is used to recognise the gain on ASM demerger and demerger dividend.

**Movements in reserves**

Movements in each class of reserve during the current and previous financial year are set out below:

	Financial assets – OCI Reserve \$'000	Hedging Reserve \$'000	Share-based payments Reserve \$'000	Demerger Reserve \$'000	Total \$'000
<b>Balance at 1 July 2023</b>	(10,869)	-	6,003	(70,300)	(75,166)
Revaluation – gross	(7,099)	(2,070)	-	-	(9,169)
Deferred tax	-	621	-	-	621
Transfer of Gain on disposal of equity investments at fair value through other comprehensive income to retained earnings	(627)	-	-	-	(627)
Share-based payments (note 27)	-	-	103	-	103
Employee share awards vested	-	-	(950)	-	(950)
<b>Balance at 30 June 2024</b>	(18,595)	(1,449)	5,156	(70,300)	(85,188)
Revaluation – gross	5,708	(5,630)	-	-	78
Deferred tax	-	1,480	-	-	1,480
Transfer to P&L	-	695	-	-	695
Share-based payments (note 27)	-	-	(99)	-	(99)
Employee share awards vested	-	-	(255)	-	(255)
<b>Balance at 30 June 2025</b>	(12,887)	(4,904)	4,802	(70,300)	(83,289)

## Note 18. Retained profits

	2025 \$'000	2024 \$'000
Retained profits at the beginning of the financial year	171,243	152,939
Profit after income tax expense for the year	33,043	17,677
Transfer from other reserves	-	627
Retained profits at the end of the financial year	204,286	171,243

## Note 19. Critical accounting judgements, estimates and assumptions

The preparation of financial statements requires the use of accounting estimates which, by definition, will seldom equal the actual results. Management also needs to exercise judgement in applying the group's accounting policies.

### Carrying value of non-current assets

Non-current assets include capitalised exploration and evaluation expenditures and mine properties. The group has capitalised significant exploration and evaluation expenditure on the basis either that such expenditure is expected to be recouped through future successful development (or alternatively sale) of the areas of interest concerned or on the basis that it is not yet possible to assess whether it will be recouped and activities are planned to enable that determination.

The future recoverability of capitalised exploration and evaluation expenditure is dependent on a number of factors, including whether the group decides to exploit the related lease itself, or, if not, whether it successfully recovers the related exploration asset through sale. The future recoverability of mine properties is dependent on the generation of sufficient future cash flows from operations (or alternately sale). Factors that could impact the future recoverability of exploration and evaluation and mine properties include the level of reserves and resources, future technological changes, costs of drilling and production, production rates, future legal changes (including changes to environmental restoration obligations) and changes to commodity prices and exchange rates.

Estimates of recoverable quantities of resources and reserves also include assumptions requiring significant judgment as detailed in the resource and reserve statements.

An impairment review is undertaken to determine whether any indicators of impairment are present. There were no further indicators of reversal or impairment at 30 June 2025.

The group recognises the physical and transitional impacts of climate change may affect its assets, productivity, the markets in which it sells its products, and the jurisdictions it which it operates. The group continues to develop its assessment of the potential impacts of climate change and the transition to low carbon economy.

### Tomingley CGU assumptions

The group's operations at Tomingley have been assessed to be a cash generating unit (CGU). This CGU was tested for impairment: The key assumptions used in the 31 March 2025 impairment test, which was determined using fair value less cost of disposal (FVLCD) included:

- Ounces mined in the current life-of-mine plan (288koz) were valued using a discounted cash flow model.
- Ounces not included in the life of mine plan (730koz) were valued based on multiples determined from recent transactions.
- Pricing assumptions were generated from current hedging obligations, current forward rates (adjusted for inflation) and mean analyst consensus forecasts, with hedging limited to 50% of expected production. The gold price came out to an average of A\$4,070/oz.
- Capital and operating expenditures were modelled on a real basis and were based on the current life-of-mine plan.
- A discount rate of 8% was used.

On performing the impairment test as at 31 March 2025, it was noted that there was significant headroom between the recoverable amount calculated on a Fair Value Less Cost of Disposal basis and the carrying value of net assets. This indicated that a historical impairment of \$8.31 million related to Roswell mine development assets should be reversed, as the increase in value was driven by the increase in long term forecast future gold price and the decrease in risks as the mine progressed into production. As these assets had already begun amortising, \$7.02 million has been reversed of the original \$8.31 million balance representing the remaining value of the historic cost.

## Depreciation of property, plant and equipment

Non-current assets include property, plant and equipment. The group reviews the useful lives of depreciable asset at each reporting date or when there is a change in the pattern in which the asset's future economic benefits are expected to be consumed, based on the expected utilisation of the assets. Depreciation and amortisation are calculated using the units of production method based on ounces of gold produced.

## Rehabilitation and mine closure provisions

These provisions represent the discounted value of the present obligation to restore, dismantle and rehabilitate certain items of property, plant and equipment and to rehabilitate exploration and mining leases. The discounted value reflects a combination of management's assessment of the nature and extent of the work required, the future cost of performing the work required, the timing of cash flows and the discount rate. Changes to one or more of these assumptions is likely to result in a change to the carrying value of the provision and the related asset or a change to profit and loss in accordance with the group's accounting policy stated in note 15.

## Net realisable value and classification of inventory

The group's assessment of the net realisable value and classification of its inventory requires the use of estimates, including the estimation of the relevant future commodity or product price, future processing costs and the likely timing of sale.

## Share-based payments

The group measures the cost of equity settled transactions with employees by reference to the fair value of the equity instruments at the date at which they are granted. The related assumptions are set out in note 28. The accounting estimates and assumptions relating to equity settled share-based payments would have no impact on the carrying amounts of assets and liabilities within the next annual reporting period but may impact expenses and equity.

## Income tax

The consolidated entity is subject to income taxes in the jurisdictions in which it operates. Significant judgement is required in determining the provision for income tax. There are many transactions and calculations undertaken during the ordinary course of business for which the ultimate tax determination is uncertain. The consolidated entity recognises liabilities for anticipated tax audit issues based on the consolidated entity's current understanding of the tax law. Where the final tax outcome of these matters is different from the carrying amounts, such differences will impact the current and deferred tax provisions in the period in which such determination is made.

In addition, the group has recognised deferred tax assets relating to carried forward tax losses to the extent there are sufficient taxable temporary differences (deferred tax liabilities) relating to the same taxation authority against which the unused tax losses can be utilised. Utilisation of the tax losses also depends on the ability of the entity to satisfy certain tests at the time the losses are recouped. Refer to note 4 for the current recognition of tax losses.

## Exploration and evaluation costs

Exploration and evaluation costs have been capitalised on the basis that the consolidated entity will commence commercial production in the future, from which time the costs will be amortised in proportion to the depletion of the mineral resources. Key judgements are applied in considering costs to be capitalised which includes determining expenditures directly related to these activities and allocating overheads between those that are expensed and capitalised. In addition, costs are only capitalised that are expected to be recovered either through successful development or sale of the relevant mining interest. Factors that could impact the future commercial production at the mine include the level of reserves and resources, future technology changes, which could impact the cost of mining, future legal changes and changes in commodity prices.

Where economic recoverable reserves for an area of interest have been identified, and a decision to develop has occurred, capitalised expenditure is classified as mine development.

To the extent that capitalised costs are determined not to be recoverable in the future, they will be written off in the period in which the determination is made.

## Note 20. Financial risk management

### Financial risk management objectives

The group's activities expose it to a variety of financial risks: market risk (including foreign currency risk, price risk and interest rate risk), credit risk and liquidity risk. The consolidated entity's overall risk management program focuses on the unpredictability of financial markets and seeks to minimise potential adverse effects on the financial performance of the consolidated entity. The group uses derivative financial instruments including gold forward and gold put option contracts to mitigate certain risk exposures.

This note presents information about the group's exposure to each of the above risks, their objectives, policies and processes for measuring and managing risk, and the management of capital.

The Board of Directors has overall responsibility for the establishment and oversight of the risk management framework. Management monitors and manages the financial risks relating to the operations of the group through regular reviews of the risks and mitigating strategies.

### (a) Market risk

#### (i) Foreign currency risk

The group's sales revenue for gold are largely denominated in Australian dollars, the revenues are generated with reference to global gold prices denominated in US Dollars, hence the group's cash flow is significantly exposed to movement in the A\$:US\$ exchange rate. The group mitigates this risk through the use of derivative instruments, including but not limited to a combination of Australian dollar denominated gold forward contracts and put options to hedge a portion of future gold sales.

The Australian dollar denominated gold forward contracts are entered into and continue to be held for the purpose of physical delivery of gold bullion. As a result, the contracts are not recorded in the financial statements. Refer to note 25 for further information.

#### (ii) Commodity price risk

The group's sales revenues are generated from the sale of gold. Accordingly, the group's revenues are exposed to commodity price fluctuations, primarily gold. The group mitigates this risk primarily through the use of a combination of Australian dollar denominated options and physical gold forward contracts.

The intrinsic value of gold options is determined with reference to the relevant spot market exchange rate. The differential between the contracted strike rate and the discounted spot market exchange rate is defined as the time value. It is discounted, where material. The changes in the time value of the options that relate to hedged items are deferred in the cash flow hedge reserve.

As the options were significantly out of the money at 30 June 2025, the group's sensitivity to reasonably possible changes in gold price from these options was not material.

Options	2025	2024
Carrying amount (\$'000, note 8)	118	5,748
Carrying amount (oz)	98,480	140,799
Strike price/oz	3,000	3,000
Maturity dates	July 2024 to June 2027	July 2024 to June 2027
Hedge Ratio	1:1	1:1
Change in intrinsic value of outstanding hedging instruments since inception of the hedge	(5,689)	-
Change in value of hedged item used to determine hedge ineffectiveness	(695)	-

The extent of commodity price risk mitigated through physical gold forward sales contracts (which are not derivatives) is disclosed in note 25(b).

### (iii) Interest rate risk

The group's main interest rate risk arises through its cash and cash equivalents and other financial assets held within financial institutions. The group minimises this risk by utilising fixed rate instruments where appropriate.

Summarised market risk sensitivity analysis:

	Interest rate risk					
	Impact on profit/(loss) after tax					
	30 June 2025			30 June 2024		
	Carrying amount \$'000	+100BP \$'000	-100BP \$'000	Carrying amount \$'000	+100BP \$'000	-100BP \$'000
<b>Financial assets</b>						
Cash and cash equivalents	48,089	481	-481	45,519	455	-455
Receivables*	4,361	-	-	3,849	-	-
Other financial assets	14,852	149	-149	13,888	138	-138
<b>Financial liabilities</b>						
Trade and other payables	21,897	-	-	23,744	-	-
Macquarie Facility	45,000	450	-450	42,819	428	-428
<b>Total increase/(decrease) in profit</b>	-	1,079	-1,079	-	1,021	-1,021

\*The receivables balance excludes prepayments and tax balances which do not meet the definition of financial assets and liabilities.

There is no exposure to foreign exchange risk or commodity price risk for the above financial assets and liabilities.

### (b) Credit risk

The consolidated entity has adopted a lifetime expected loss allowance in estimating expected credit losses to trade receivables through the use of a provisions matrix using fixed rates of credit loss provisioning. These provisions are considered representative across all customers of the consolidated entity based on recent sales experience, historical collection rates and forward-looking information that is available.

In determining the recoverability of a trade or other receivable using the expected credit loss model, the group performs a risk analysis considering the type and age of the outstanding receivables, the creditworthiness of the counterparty, contract provisions, letter of credit and timing of payment.

Credit risk arises from cash and cash equivalents, deposits with banks and financial institutions, as well as credit exposure to customers, including outstanding receivables and committed transactions.

### (i) Risk management

The group limits its exposure to credit risk in relation to cash and cash equivalents and other financial assets by only utilising banks and financial institutions with acceptable credit ratings above a-/A3. Alkane currently transacts with Macquarie Bank and Westpac Bank.

### (ii) Credit quality

Tax receivables and prepayments do not meet the definition of financial assets. The group assesses the credit quality of the customer, taking into account its financial position, past experience and other factors.

### (c) Liquidity risk

Liquidity risk is the risk that the group will not be able to meet its financial liabilities as they fall due. The group's approach to managing liquidity risk is to ensure, as far as possible, that it will always have sufficient liquidity to meet its liabilities when due, under both normal and stressed conditions, without incurring unacceptable losses or risking damage to the group's reputation. The Board of Directors monitors liquidity levels on an ongoing basis.

The group's financial liabilities maturity ranges from one month to three years. Therefore the carrying amount equals the cash flow required to settle the liability.

### Working Capital

Contractual maturities of financial liabilities	Less than 12 months \$'000	Between 1 and 2 years \$'000	Between 2 and 3 years \$'000	Over 3 years \$'000	Total contractual cash flows \$'000	Carrying amount \$'000
<b>At 30 June 2025</b>						
Trade and other payables	21,897	-	-	-	21,897	21,897
Macquarie Facility	26,062	19,500	-	-	45,562	45,000
Other Borrowings	8,391	5,636	798	74	14,900	14,324
<b>Total</b>	<b>56,350</b>	<b>25,136</b>	<b>798</b>	<b>74</b>	<b>82,359</b>	<b>81,221</b>
<b>At 30 June 2024</b>						
Trade and other payables	23,744	-	-	-	23,744	23,744
Macquarie Facility	14,880	29,840	2,559	-	47,279	41,992
Other Borrowings	5,236	1,947	155	-	7,338	7,026
<b>Total</b>	<b>43,860</b>	<b>31,787</b>	<b>2,714</b>	<b>-</b>	<b>78,361</b>	<b>72,762</b>

## Note 21. Capital risk management

The group's objectives when managing capital are to safeguard the ability to continue as a going concern, so that it can continue to provide returns for shareholders and benefits for other stakeholders and to maintain an optimal capital structure to reduce the cost of capital. In order to maintain or adjust the capital structure, the group may return capital to shareholders, pay dividends to shareholders, issue new shares or sell assets.

## Note 22. Key Management Personnel disclosures

The aggregate compensation made to directors and other members of KMP of the consolidated entity is set out below:

	2025 \$	2024 \$
Short-term employee benefits	2,485,632	2,327,837
Post-employment benefits	150,633	139,921
Long-term benefits	131,334	98,767
Share-based payments	1,148,499	887,428
	<u>3,916,098</u>	<u>3,453,953</u>

## Note 23. Remuneration of auditors

During the financial year the following fees were paid or payable for services provided by PricewaterhouseCoopers, the auditor of the company:

	2025 \$	2024 \$
<b>Audit services – PricewaterhouseCoopers</b>		
Audit or review of the financial statements	230,455	230,934
<b>Other services – PricewaterhouseCoopers</b>		
Other advisory services	61,200	18,003
Due diligence	483,920	-
Taxation	134,528	-
	<u>679,648</u>	<u>18,003</u>
	<u>910,103</u>	<u>248,937</u>

## Note 24. Commitments

### (a) Exploration and mining lease commitments

In order to maintain current rights of tenure to exploration and mining tenements, the group will be required to outlay the amounts disclosed in the below table. These amounts are discretionary, however if the expenditure commitments are not met then the associated exploration and mining leases may be relinquished.

	2025 \$'000	2024 \$'000
Within one year	1,799	2,978

### (b) Physical gold delivery commitments

As part of its risk management policy, the group enters into derivatives including gold forward contracts and gold put options to manage the gold price of a proportion of anticipated gold sales.

The gold forward sales contracts disclosed below did not meet the criteria of financial instruments for accounting purposes on the basis that they met the normal purchase/sale exemption because physical gold would be delivered into the contract. Accordingly, the contracts were accounted for as sale contracts with revenue recognised in the period in which the gold commitment was met.

The balances in the table below relate to the value of the contracts to be delivered into by transfer of physical gold.

The group has entered into forward gold sales contracts which are not accounted for on the balance sheet. A contingent liability of \$139,343,000 (2024: Liability \$73,979,000) existed at the balance date in the event the contracts are not settled by the physical delivery of gold.

	Gold for physical delivery (oz)	Contracted gold sale price per ounce (\$)	Value of committed sales \$'000
<b>30 June 2025</b>			
<b>Fixed forward contracts</b>			
Within one year	32,650	2,851	93,070
One to five years	28,950	2,862	82,846
<b>30 June 2024 (restated)</b>			
<b>Fixed forward contracts</b>			
Within one year	25,600	2,799	71,658
One to five years	51,520	2,864	146,776

At 30 June 2025, the difference between the contract price and spot price represents a liability of \$139,343,000 (2024: liability \$73,979,000) which is only payable in the event the contracts are not settled as expected by the physical delivery of gold.

#### *Restatement of comparative information*

At 30 June 2024, fixed forward contracts were stated as the following:

Within one year: 47,400oz, \$2,797oz, \$132.584M committed sales.

One to five years: 66,900oz, \$2,856oz, \$191.092M committed sales.

An adjustment to the hedge at in May 2024 was incorrectly disclosed resulting in 13,550oz being added to the note when they should have been subtracted.

### **(c) Capital commitments**

Capital commitments committed for the year at the end of the reporting period but not recognised as liabilities amounted to \$16,084,000 (2024: \$48,435,000).

## **Note 25. Events after the reporting period**

On 27 April 2025, Alkane entered into an arrangement agreement (the 'Arrangement Agreement') with Mandalay Resources Corporation ('Mandalay'), a Canadian company with its common shares listed on the Toronto Stock Exchange. Pursuant to the Arrangement Agreement, Alkane, through a wholly owned Canadian subsidiary, has agreed to acquire 100% of the issued and outstanding common shares of Mandalay by way of a statutory plan of arrangement under the Business Corporations Act (British Columbia).

Mandalay shareholders will be entitled to receive 7.875 ordinary shares of Alkane for each common share of Mandalay held immediately prior to the completion of the transaction. Former Mandalay shareholders and existing Alkane shareholders will own approximately 55% and 45% respectively of the outstanding ordinary shares of the combined entity.

The transaction creates a powerful platform underpinned by a shared vision for growth, three cash-generating mines in premier mining jurisdictions with strong organic growth potential and a robust combined balance sheet.

Alkane shareholder approval was received on 28 July 2025 and Mandalay shareholder approval was received on 29 July 2025. Final court approval was received on 4 August 2025 with the arrangement becoming effective on 5 August 2025.

The following board changes were effected under this arrangement:

- Ian Gandel (Non-Executive Chair) resigned as Chair and was appointed as a Non-Executive Director.
- Anthony Lethlean, Gavin Smith and Ian Chalmers resigned from their respective director roles.
- Andrew Quinn was appointed as Non-Executive Chair.
- Bradford Mills, Frazer Bouchier and Dominic Duffy were appointed as Non-Executive Directors.

Per the information circular released on 27 June 2025 and under the Arrangement Agreement, Alkane, who is deemed to be the accounting acquirer, will issue 758,622,367 Alkane shares to Mandalay shareholders at an exchange ratio of 7.875 Alkane shares for every 1 Mandalay share held at 26 May 2025. The fair value of the consideration paid by Alkane to acquire the net assets of Mandalay is based on the fair value of Alkane shares to be issued to by Alkane. On this basis, Consideration equated to \$568,966,775 which was measured using Alkane's quoted market share price on the Australian Securities Exchange ('ASX') at close of market on 5 August 2025, at \$0.735/share.

With the acquisition date being 5 August 2025, a purchase price allocation is required which will be completed within a year of this date which is consistent with accounting standards. Expert external consultants have been engaged to complete valuation studies to ascertain fair values of the underlying assets, most significantly at the Björkdal and Costerfield mining operations. Once these valuation activities have been completed, further accounting and tax professionals will utilise the valuation findings to complete the full purchase price allocation computations. Given the time required for these activities to be undertaken, the accounting for the business combination is incomplete at the time of publishing this report.

On 18 August 2025, the outstanding Macquarie facility of \$45M was repaid via cash reserves.

No further matters or circumstance has arisen since 30 June 2025 that has significantly affected, or may significantly affect the group's operations, the results of those operations, or the group's state of affairs in future financial years.

## Note 26. Related party transactions

### Parent entity

Alkane Resources Ltd is the parent entity of the group.

### Joint operations

Interests in joint operations are set out in note 30.

### Key Management Personnel

Disclosures relating to Key Management Personnel are set out in note 22 and the remuneration report included in the directors' report.

### Transactions with other related parties

Nuclear IT is a director-related entity where David Chalmers' son is a director of the company. David Chalmers does not have any financial interest, is not an office holder or hold any other relationship with Nuclear IT.

Nuclear IT provides information technology consulting services to the group which includes the coordination of the purchase of information technology hardware and software which are typically routine. These terms are documented in a service level agreement and represent normal commercial terms.

	2025 \$	2024 \$
Purchase of computer hardware and software	568,654	489,235
Consulting fees and services	237,963	447,134
Total	806,617	936,369

## Note 27. Share-based payments

Share-based compensation benefits are provided to employees via the group's incentive plans. The incentive plans consist of short-term and long-term incentive plans for executive directors and other executives and the employee share scheme for all other employees. Information relating to these plans is set out in the remuneration report and below.

The fair value of rights granted under the short-term and long-term incentive plans is recognised as an employee benefits expense with a corresponding increase in equity. The total amount to be expensed is determined by reference to the fair value of the rights granted, which includes any market performance conditions and the impact of any non-vesting conditions but excludes the impact of any service and non-market performance vesting conditions.

Non-market vesting conditions and the impact of service conditions are included in assumptions about the number of rights that are expected to vest. The total expense is recognised over the vesting period, which is the period over which all of the specified vesting conditions are to be satisfied. At the end of each period, the entity revises its estimates of the number of rights that are expected to vest based on the non-market vesting and service conditions. It recognises the impact of the revision to original estimates, if any, in the statement of profit or loss and other comprehensive income, with a corresponding adjustment to equity.

The initial estimate of fair value for market-based and non-vesting conditions is not subsequently adjusted for differences between the number of rights granted and number of rights that vest.

When the rights are exercised, the appropriate number of shares are transferred to the employee. The proceeds received net of any directly attributable transaction costs are credited directly to equity.

Under the employee share scheme, shares issued by the group to employees for no cash consideration vest immediately on grant date. On this date, the market value of the shares issued is recognised as an employee benefits expense with a corresponding increase in equity.

The fair value of deferred shares granted to employees for nil consideration under the employee share scheme is recognised as an expense over the relevant service period, being the year to which the incentive relates and the vesting period of the shares. The fair value is measured using the Monte Carlo valuation method for long-term incentive plans and Black-Scholes valuation method for short-term incentive plans at the grant date of the shares and is recognised in equity in the share-based payment reserve. The number of shares expected to vest is estimated based on the non-market vesting conditions. The estimates are revised at the end of each reporting period and adjustments are recognised in profit or loss and the share-based payment reserve.

## Executive directors and other executives

The company's remuneration framework is set out in the remuneration report, including all details of the performance rights and share appreciation rights plans, the associated performance hurdles and vesting criteria.

Participation in the plans is at the discretion of the Board of Directors and no individual has a contractual right to participate in the plans or to receive any guaranteed benefits. Participation is currently restricted to senior executives within the group.

The following tables illustrate the number and weighted average fair value of, and movements in, share rights during the year.

	2025		2024	
	Number of performance rights	Weighted average fair value	Number of performance rights	Weighted average fair value
<b>Performance Rights</b>				
Outstanding at the beginning of the year	8,767,462	\$0.54	7,070,519	\$0.54
Issued during the year	5,785,350	\$0.38	4,147,784	\$0.64
Vested during the year	(1,156,587)	\$0.62	(958,215)	\$0.67
Lapsed/Cancelled during the year	(1,944,058)	\$0.60	(1,492,626)	\$0.75
Outstanding at the end of the year	11,452,167	\$0.44	8,767,462	\$0.54

The number of Performance Rights to be granted is determined by the Remuneration Committee with reference to the fair value of each Performance Right which is generally the volume weighted average price for the month preceding the start of the performance period. This will differ from the fair value reported in the table above which is determined at the time of grant.

## Long-term incentive scheme (LTI)

The following table lists the inputs to the models used.

Grant date	Performance hurdle	Dividend yield %	Expected stock volatility %	Risk free rate %	Expected life (years)	Weighted average share price at grant date \$
26/10/2021	Market condition	-	72	0.61	2.8	0.90
17/11/2021	Market condition	-	72	0.87	2.7	0.92
17/10/2022	Market condition	-	65	3.50	2.8	0.90
28/11/2022	Market condition	-	64	3.18	2.8	0.92
02/10/2023	Market condition	-	56	4.08	2.7	0.63
21/11/2023	Market condition	-	54	4.11	2.7	0.62
30/10/2024	Market condition	-	53	3.97	2.9	0.38
26/11/2024	Market condition	-	52	3.99	2.8	0.33

The expected volatility is based on the historic market price over a historical period aligned to the life of the rights, immediately prior to valuation date.

The Total Shareholder Return ("TSR") Performance Condition attached to the Performance Rights granted under the FY2024 LTI is considered a market-based hurdle under AASB 2 and should be considered when estimating the fair value. The service conditions attached to the awards are deemed non-market-based hurdles. Accordingly, a Monte Carlo simulation-based model has been used to test the likelihood of achieving the TSR hurdle when estimating the fair value.

## Short-term incentive scheme (STI)

Under the group's short-term incentive (STI) scheme, executives and senior management receive rights to deferred shares based on the annual STI achieved. The rights are granted at the end of the performance period and vest one year after the grant date. They automatically convert into one ordinary share each on vesting at an exercise price of nil. There is no entitlement to dividends or voting in relation to the deferred shares during the restricted period. If employment ceases during this period, the rights will be forfeited, except in limited circumstances that are approved by the board. The number of rights to be granted is determined based on the share price at the date of grant.

The vested portion of FY2023 STI were accounted for in the prior year based on the estimated value at the reporting date. The value was adjusted based on the final value determined in the current year.

STI awards for the executive team in the 2024 financial year FY2024 STI were based on the scorecard measures and weighting as disclosed, with the estimated value of the grant determined at the reporting date.

Plan	Offer	Hurdle	Valuation Model	Grant Date	Fair Value \$
FY2024 STI	Executive Directors	Service	Black-Scholes	21/11/2023	0.49
FY2024 STI	Other Executives	Service	Black-Scholes	30/10/2023	0.55

## Expenses arising from share-based payment transactions

	2025 \$'000	2024 \$'000
Performance rights	769	103
Employee share scheme	255	228
	1,024	331

## Note 28. Earnings per share

	2025 \$'000	2024 \$'000
<b>Earnings per share for profit from continuing operations</b>		
Profit after income tax attributable to the owners of Alkane Resources Ltd	33,043	17,677

	Cents	Cents
Basic earnings per share	5.46	2.93
Diluted earnings per share	5.39	2.89

	Number	Number
Weighted average number of ordinary shares used in calculating basic earnings per share	604,701,773	598,215,343
Adjustments for calculation of diluted earnings per share:		
Performance rights	7,847,043	7,820,251
Weighted average number of ordinary shares used in calculating diluted earnings per share	612,548,816	606,035,594

## Note 29. Parent entity information

Set out below is the supplementary information about the parent entity.

### Statement of profit or loss and other comprehensive income

	Parent	
	2025 \$'000	2024 \$'000
Loss after income tax	(14,787)	(5,686)
Total comprehensive loss	(9,079)	(8,306)

## Balance sheet

	Parent	
	2025 \$'000	2024 \$'000
Total current assets	45,642	74,180
Total assets	158,657	173,825
Total current liabilities	2,321	9,205
Total liabilities	29,833	37,229
Equity		
Issued capital	224,697	223,320
Financial assets at fair value through other comprehensive income reserve	(12,887)	(18,595)
Share-based payments reserve	4,802	5,156
Demerger reserve	(70,300)	(70,300)
Retained profits/(accumulated losses)	(17,488)	(2,985)
Total equity	128,824	136,596

### Determining the parent entity financial information

The financial information for the parent entity has been prepared on the same basis as the consolidated financial statements, except as set out below.

#### (i) Tax consolidation legislation

Alkane Resources Ltd and its wholly owned Australian controlled entities have implemented the tax consolidation legislation. Refer to note 4 for further details.

#### (ii) Share-based payments rights

The grant by the company of rights to equity instruments to the employees of subsidiary undertakings in the group is treated as a capital contribution to that subsidiary undertaking. The fair value of employee services received, measured by reference to the grant date fair value, is recognised over the vesting period as an increase to investment in subsidiary undertakings, with a corresponding credit to equity.

#### (iii) Investment in subsidiaries

Investments in subsidiaries are accounted for at cost, less any impairment, in the parent entity.

### Capital commitments – Property, plant and equipment

The parent entity had no capital commitments for property, plant and equipment as at 30 June 2025 (2024: \$nil).

## Note 30. Interests in subsidiaries

The group's subsidiaries at 30 June 2025 are set out below. Unless otherwise stated, they have share capital consisting solely of ordinary shares that are held directly by the group, and the proportion of ownership interests held equals the voting rights held by the group. The state of incorporation or registration is also their principal place of business.

Name of entity	Principal place of business / Country of incorporation	Ownership interest	
		2025 %	2024 %
Tomingley Holdings Pty Ltd	New South Wales	100	100
Tomingley Gold Operations Pty Ltd	New South Wales	100	100
Mitchell Creek Mining Holdings Pty Ltd	New South Wales	100	100
Mitchell Creek Mining Pty Ltd	New South Wales	100	100
1536968 B.C. Ltd	Canada	100	-

## Note 31. Deed of cross-guarantee

The following group entities have entered into a deed of cross-guarantee. Under the deed of cross-guarantee, each body has guaranteed that the debts to each creditor of each other body which is a party to the deed will be paid in full in accordance with the deed:

- Alkane Resources Limited (the Holding Entity)
- Tomingley Holdings Pty Ltd and Tomingley Gold Operations Pty Ltd (the wholly owned subsidiaries, which are eligible for the benefit of the ASIC Instrument)

By entering into the deed, the wholly owned entities have been relieved from the requirement to prepare financial statements and directors' report under Corporations Instrument 2016/785 issued by the Australian Securities and Investments Commission.

The above companies represent a 'Closed Group' for the purposes of the Corporations Instrument, and as there are no other parties to the deed of cross guarantee that are controlled by Alkane Resources Ltd, they also represent the 'Extended Closed Group'.

The statement of profit or loss and other comprehensive income and balance sheet are substantially the same as the consolidated entity as stated in the Consolidated Statement of Profit or Loss and Other Comprehensive Income and therefore have not been separately disclosed.

## Note 32. Reconciliation of profit after income tax to net cash from operating activities

	2025 \$'000	2024 \$'000
Profit after income tax expense for the year	33,043	17,677
Adjustments for:		
Depreciation and amortisation	51,544	36,143
Reversal of impairment	(7,024)	-
Realised gain on expiry of option derivatives	695	-
Share-based payments	1,024	331
Exploration costs provided for or written off	155	3
Finance charges	1,321	1,963
Profit on sale of asset	238	(110)
Change in operating assets and liabilities:		
Decrease (increase) in trade and other receivables	(285)	1,377
Decrease (increase) in inventory	(9,325)	(335)
Increase (decrease) in provision	3,223	1,852
Increase (decrease) in trade and other payables	(1,751)	1,213
Increase (decrease) deferred tax liabilities	(880)	608
Purchase price of derivatives	-	(7,819)
Net cash from operating activities	71,978	52,903

### Net debt reconciliation

This section sets out an analysis of net debt and the movements in net debt for each of the periods presented.

	2025 \$'000	2024 \$'000
Cash and cash equivalents	48,089	45,519
Borrowings – repayable within one year	(33,749)	(17,375)
Borrowings – repayable after one year	(26,468)	(32,874)
Net (Debt)/Cash	(12,128)	4,730

	Cash \$'000	Borrowings repayable within one year \$'000	Borrowings repayable after one year \$'000	Net cash \$'000
Opening net cash	45,519	(17,375)	(32,874)	(4,730)
Proceeds from borrowings	33,000	(33,000)	-	-
Repayment of borrowings	(24,068)	17,361	6,707	-
Non-cash accruals	-	(735)	(301)	(1,013)
All other cash flows	(6,362)	-	-	(6,362)
Closing net cash	48,089	(33,749)	(26,468)	(12,128)

## Note 33. Material accounting policy information

The accounting policies that are material to the consolidated entity are set out either in the respective notes or below. The accounting policies adopted are consistent with those of the previous financial year, unless otherwise stated.

### New or amended Accounting Standards and Interpretations adopted

The consolidated entity has adopted all of the new or amended Accounting Standards and Interpretations issued by the Australian Accounting Standards Board ('AASB') that are mandatory for the current reporting period.

Any new or amended Accounting Standards or Interpretations that are not yet mandatory have not been early adopted.

The adoption of these Accounting Standards and Interpretations did not have any significant impact on the financial performance or position of the Consolidated Entity.

### Basis of preparation

These general-purpose financial statements have been prepared in accordance with Australian Accounting Standards and Interpretations issued by the Australian Accounting Standards Board ('AASB') and the *Corporations Act 2001*, as appropriate for for-profit oriented entities. These financial statements also comply with International Financial Reporting Standards as issued by the International Accounting Standards Board ('IASB').

### Historical cost convention

The financial statements have been prepared under the historical cost convention, except for certain financial assets and liabilities which are measured at fair value.

### Critical accounting estimates

The preparation of the financial statements requires the use of certain critical accounting estimates. It also requires management to exercise its judgement in the process of applying the consolidated entity's accounting policies.

The areas involving a higher degree of judgement or complexity, or areas where assumptions and estimates are significant to the financial statements, are disclosed in note 19.

### Parent entity information

In accordance with the *Corporations Act 2001*, these financial statements present the results of the consolidated entity only. Supplementary information about the parent entity is disclosed in note 29.

### Tax consolidated legislation

Alkane Resources Ltd and its wholly owned Australian controlled entities have implemented the tax consolidation legislation.

The head entity, Alkane Resources Ltd, and the controlled entities in the Tax Consolidated Group account for their own current and deferred tax amounts. These tax amounts are measured as if each entity in the Tax Consolidated Group continues to be a standalone taxpayer in its own right.

In addition to its own current and deferred tax amounts, Alkane Resources Ltd also recognises the current tax liabilities (or assets) and the deferred tax assets arising from unused tax losses and unused tax credits assumed from controlled entities in the Tax Consolidated Group.

The entities have also entered into a tax funding agreement under which the wholly owned entities fully compensate Alkane Resources Ltd for any current tax payable assumed and are compensated by Alkane Resources Ltd for any current tax receivable and deferred tax assets relating to unused tax losses or unused tax credits that are transferred to Alkane Resources Ltd under the tax consolidation legislation. The funding amounts are determined by reference to the amounts recognised in the wholly owned entities financial statements.

Assets or liabilities arising under tax funding agreements with the tax consolidated entities are recognised as current amounts receivable from or payable to other entities in the group.

## Principles of consolidation

The consolidated financial statements incorporate the assets and liabilities of all subsidiaries of Alkane Resources Ltd ('company' or 'parent entity') as at 30 June 2024 and the results of all subsidiaries for the year then ended. Alkane Resources Ltd and its subsidiaries together are referred to in these financial statements as the 'consolidated entity' or the 'group'.

Subsidiaries are all those entities over which the consolidated entity has control. The consolidated entity controls an entity when the consolidated entity is exposed to, or has rights to, variable returns from its involvement with the entity and has the ability to affect those returns through its power to direct the activities of the entity. Subsidiaries are fully consolidated from the date on which control is transferred to the consolidated entity. They are de-consolidated from the date that control ceases.

Intercompany transactions, balances and unrealised gains on transactions between entities in the consolidated entity are eliminated. Unrealised losses are also eliminated unless the transaction provides evidence of the impairment of the asset transferred. Accounting policies of subsidiaries have been changed where necessary to ensure consistency with the policies adopted by the consolidated entity.

The financial statements are presented in Australian dollars, which is Alkane Resources Ltd's functional and presentation currency.

## Accounting policy for lease liabilities

A lease liability is recognised at the commencement date of a lease. The lease liability is initially recognised at the present value of the lease payments to be made over the term of the lease, discounted using the interest rate implicit in the lease or, if that rate cannot be readily determined, the consolidated entity's incremental borrowing rate. Lease payments comprise of fixed payments less any lease incentives receivable, variable lease payments that depend on an index or a rate, amounts expected to be paid under residual value guarantees, exercise price of a purchase option when the exercise of the option is reasonably certain to occur, and any anticipated termination penalties. The variable lease payments that do not depend on an index or a rate are expensed in the period in which they are incurred.

Lease liabilities are measured at amortised cost using the effective interest method. The carrying amounts are remeasured if there is a change in the following: future lease payments arising from a change in an index or a rate used; residual guarantee; lease term; certainty of a purchase option and termination penalties. When a lease liability is remeasured, an adjustment is made to the corresponding right-of-use asset, or to profit or loss if the carrying amount of the right-of-use asset is fully written down.

## Joint operations

A joint operation is a joint arrangement whereby the parties that have joint control of the arrangement have rights to the assets, and obligations for the liabilities, relating to the arrangement. The consolidated entity has recognised its share of jointly held assets, liabilities, revenues and expenses of joint operations. These have been incorporated in the financial statements under the appropriate classifications.

## Investments and other financial assets

Investments and other financial assets are initially measured at fair value. Transaction costs are included as part of the initial measurement, except for financial assets at fair value through profit or loss. Such assets are subsequently measured at either amortised cost or fair value depending on their classification. Classification is determined based on both the business model within which such assets are held and the contractual cash flow characteristics of the financial asset unless an accounting mismatch is being avoided.

Financial assets are derecognised when the rights to receive cash flows have expired or have been transferred and the consolidated entity has transferred substantially all the risks and rewards of ownership. When there is no reasonable expectation of recovering part or all of a financial asset, its carrying value is written off.

### *Financial assets at fair value through other comprehensive income*

Financial assets at fair value through other comprehensive income include equity investments which the consolidated entity intends to hold for the foreseeable future and has irrevocably elected to classify them as such upon initial recognition.

### *Impairment of financial assets*

The consolidated entity recognises a loss allowance for expected credit losses on financial assets which are either measured at amortised cost or fair value through other comprehensive income. The measurement of the loss allowance depends upon the consolidated entity's assessment at the end of each reporting period as to whether the financial instrument's credit risk has increased significantly since initial recognition, based on reasonable and supportable information that is available, without undue cost or effort to obtain.

Where there has not been a significant increase in exposure to credit risk since initial recognition, a 12-month expected credit loss allowance is estimated. This represents a portion of the asset's lifetime expected credit losses that is attributable to a default event that is possible within the next 12 months. Where a financial asset has become credit impaired or where it is determined that credit risk has increased significantly, the loss allowance is based on the asset's lifetime expected credit losses. The amount of expected credit loss recognised is measured on the basis of the probability weighted present value of anticipated cash shortfalls over the life of the instrument discounted at the original effective interest rate.

For financial assets mandatorily measured at fair value through other comprehensive income, the loss allowance is recognised in other comprehensive income with a corresponding expense through profit or loss. In all other cases, the loss allowance reduces the asset's carrying value with a corresponding expense through profit or loss.

## Impairment of non-financial assets

The group assesses at the end of each reporting period whether there is any indication that an asset, or a group of assets is impaired (excluding exploration and evaluation assets, refer to note 12 for impairment policy for exploration and evaluation assets). An asset or a group of assets is impaired and impairment losses are incurred only if there is objective evidence of impairment as a result of one or more events that occurred after the initial recognition of the asset (a 'loss event') and that loss event (or events) has an impact on the estimated future cash flows of the asset or group of assets that can be reliably estimated.

## Finance costs

Finance costs attributable to qualifying assets are capitalised as part of the asset. All other finance costs are expensed in the period in which they are incurred.

## Goods and Services Tax (GST) and other similar taxes

Revenues, expenses and assets are recognised net of the amount of associated GST, unless the GST incurred is not recoverable from the tax authority. In this case it is recognised as part of the cost of the acquisition of the asset or as part of the expense.

Receivables and payables are stated inclusive of the amount of GST receivable or payable. The net amount of GST recoverable from, or payable to, the tax authority is included in other receivables or other payables in the balance sheet.

Cash flows are presented on a gross basis. The GST components of cash flows arising from investing or financing activities which are recoverable from, or payable to the tax authority, are presented as operating cash flows.

Commitments and contingencies are disclosed net of the amount of GST recoverable from, or payable to, the tax authority.

## Earnings per share

### (i) Basic earnings per share

Basic earnings per share is calculated by dividing:

- the profit attributable to owners of the company, excluding any costs of servicing equity other than ordinary shares; by
- the weighted average number of ordinary shares outstanding during the financial year, adjusted for bonus elements in ordinary shares issued during the year and excluding treasury shares.

### (ii) Diluted earnings per share

Diluted earnings per share adjusts the figures used in the determination of basic earnings per share to take into account:

- the profit attributable to owners of the company, excluding any costs of servicing equity, and
- the weighted average number of additional ordinary shares that would have been outstanding assuming the conversion of all dilutive potential ordinary shares.

## Derivatives and hedging activities

Derivatives are initially recognised at fair value on the date a derivative contract is entered into, and they are subsequently remeasured to their fair value at the end of each reporting period. The accounting for subsequent changes in fair value depends on whether the derivative is designated as a hedging instrument, and if so, the nature of the item being hedged. The group designates certain derivatives as either:

- hedges of the fair value of recognised assets or liabilities or a firm commitment (fair value hedges)
- hedges of a particular risk associated with the cash flows of recognised assets and liabilities and highly probable forecast transactions (cash flow hedges), or
- hedges of a net investment in a foreign operation (net investment hedges).

At inception of the hedge relationship, the group documents the economic relationship between hedging instruments and hedged items including whether changes in the cash flows of the hedging instruments are expected to offset changes in the cash flows of hedged items. The group documents its risk management objective and strategy for undertaking its hedge transactions.

### Cash flow hedges

The effective portion of changes in the fair value of derivatives that are designated and qualify as cash flow hedges is recognised in the cash flow hedge reserve within equity. The gain or loss relating to the ineffective portion is recognised immediately in profit or loss, within other gains/(losses). Where option contracts are used to hedge forecast transactions, the group designates only the intrinsic value of the options as the hedging instrument.

Gains or losses relating to the effective portion of the change in intrinsic value of the options are recognised in the cash flow hedge reserve within equity. The changes in the time value of the options that relate to the hedged item ('aligned time value') are recognised within OCI in the cash flow hedge reserve within equity. Amounts accumulated in equity are reclassified in the periods when the hedged item affects profit or loss.

When a hedging instrument expires, or is sold or terminated, or when a hedge no longer meets the criteria for hedge accounting, any cumulative deferred gain or loss and deferred costs of hedging in equity at that time remains in equity until the forecast transaction occurs, resulting in the recognition of a non-financial asset such as inventory. When the forecast transaction is no longer expected to occur, the cumulative gain or loss and deferred costs of hedging that were reported in equity are immediately reclassified to profit or loss.

## Rounding of amounts

The company is of a kind referred to in Corporations Instrument 2016/191, issued by the Australian Securities and Investments Commission, relating to 'rounding-off'. Amounts in this report have been rounded off in accordance with that Corporations Instrument to the nearest thousand dollars, or in certain cases, the nearest dollar.

## Directors' declaration

In the directors' opinion:

- the financial statements and notes set out on pages 89 to 129 are in accordance with the *Corporations Act 2001* including:
  - (a) complying with Accounting Standards, the Corporations Regulations 2001 and other mandatory professional reporting requirements; and
  - (b) giving a true and fair view of the consolidated entity's financial position as at 30 June 2025 and of its performance for the financial year ended on that date; and
- the financial statements and notes also comply with International Financial Reporting Standards as issued by the International Accounting Standards Board as described in note 33 to the financial statements;
- there are reasonable grounds to believe that Alkane Resources Limited will be able to pay its debts as and when they become due and payable.
- at the date of this declaration, there are reasonable grounds to believe that the members of the Extended Closed Group will be able to meet any obligations or liabilities to which they are, or may become, subject by virtue of the deed of cross-guarantee described in note 31 to the financial statements; and
- the information disclosed in the attached consolidated entity disclosure statement is true and correct.

The directors have been given the declarations by the Chief Executive Officer and Chief Financial Officer required by section 295A of the *Corporations Act 2001*.

Signed in accordance with a resolution of directors.

On behalf of the directors



N P Earner  
Managing Director

21 August 2025  
Perth

## Consolidated Entity Disclosure Statement

As at 30 June 2025

Entity name	Entity type	Place formed /Country of incorporation	Ownership interest %	Tax residency
Alkane Resources Ltd*	Body Corporate	Australia	-	Australia
Tomingley Holdings Pty Ltd	Body Corporate	Australia	100	Australia
Tomingley Gold Operations Pty Ltd	Body Corporate	Australia	100	Australia
Mitchell Creek Mining Holdings Pty Ltd	Body Corporate	Australia	100	Australia
Mitchell Creek Mining Pty Ltd	Body Corporate	Australia	100	Australia
1536968 B.C Ltd	Body Corporate	Canada	100	Canada

\* Alkane Resources Ltd is the parent entity.

### Basis of preparation

This consolidated entity disclosure statement (CEDS) has been prepared in accordance with the *Corporations Act 2001* and includes information for each entity that was part of the consolidated entity as at the end of the financial year in accordance with AASB 10 Consolidated Financial Statements.

### Determination of tax residency

Section 295 (3A)(vi) of the *Corporation Act 2001* defines tax residency as having the meaning in the *Income Tax Assessment Act 1997*. The determination of tax residency involves judgement as there are different interpretations that could be adopted, and which could give rise to a different conclusion on residency.

In determining tax residency, the consolidated entity has applied the following interpretations:

- Australian tax residency – The consolidated entity has applied current legislation and judicial precedent, including having regard to the Tax Commissioner’s public guidance in Tax Ruling TR 2018/5.
- Foreign tax residency – Where necessary, the consolidated entity has used independent tax advisers in foreign jurisdictions to assist in its determination of tax residency to ensure applicable foreign tax legislation has been complied with (see section 295(3A)(vii) of the *Corporations Act 2001*).



## Independent auditor's report

To the members of Alkane Resources Ltd

### Report on the audit of the financial report

#### Our opinion

In our opinion:

The accompanying financial report of Alkane Resources Ltd (the Company) and its controlled entities (together the Group) is in accordance with the *Corporations Act 2001*, including:

- a. giving a true and fair view of the Group's financial position as at 30 June 2025 and of its financial performance for the year then ended
- b. complying with Australian Accounting Standards and the *Corporations Regulations 2001*.

#### What we have audited

The financial report comprises:

- the consolidated balance sheet as at 30 June 2025
- the consolidated statement of changes in equity for the year then ended
- the consolidated statement of cash flows for the year then ended
- the consolidated statement of profit or loss and other comprehensive income for the year then ended
- the notes to the consolidated financial statements, including material accounting policy information and other explanatory information
- the consolidated entity disclosure statement as at 30 June 2025
- the directors' declaration.

PricewaterhouseCoopers, ABN 52 780 433 757  
 Brookfield Place, Level 15, 125 St Georges Terrace, PERTH WA 6000,  
 GPO Box D198, PERTH WA 6840  
 T: +61 8 9238 3000, F: +61 8 9238 3999, [www.pwc.com.au](http://www.pwc.com.au)



---

## Basis for opinion

We conducted our audit in accordance with Australian Auditing Standards. Our responsibilities under those standards are further described in the *Auditor's responsibilities for the audit of the financial report* section of our report.

We believe that the audit evidence we have obtained is sufficient and appropriate to provide a basis for our opinion.

## Independence

We are independent of the Group in accordance with the auditor independence requirements of the *Corporations Act 2001* and the ethical requirements of the Accounting Professional & Ethical Standards Board's APES 110 *Code of Ethics for Professional Accountants (including Independence Standards)* (the Code) that are relevant to our audit of the financial report in Australia. We have also fulfilled our other ethical responsibilities in accordance with the Code.

---

## Our audit approach

An audit is designed to provide reasonable assurance about whether the financial report is free from material misstatement. Misstatements may arise due to fraud or error. They are considered material if individually or in aggregate, they could reasonably be expected to influence the economic decisions of users taken on the basis of the financial report.

We tailored the scope of our audit to ensure that we performed enough work to be able to give an opinion on the financial report as a whole, taking into account the geographic and management structure of the Group, its accounting processes and controls and the industry in which it operates.

## Audit Scope

- Our audit focused on where the Group made subjective judgements; for example, significant accounting estimates involving assumptions and inherently uncertain future events.
- In establishing the overall approach to the group audit, we determined the type of work that needed to be performed by us, as the group auditor.



## Key audit matters

Key audit matters are those matters that, in our professional judgement, were of most significance in our audit of the financial report for the current period. The key audit matters were addressed in the context of our audit of the financial report as a whole, and in forming our opinion thereon, and we do not provide a separate opinion on these matters. Further, any commentary on the outcomes of a particular audit procedure is made in that context. We communicated the key audit matters to the Audit and Risk Committee.

Key audit matter	How our audit addressed the key audit matter
<p><b>Capitalisation of mine related costs and amortisation</b></p> <p>(Refer to note 11 and note 19)</p> <p>Costs were incurred during the year at Tomingley to expand or improve access to mineral reserves and resources, including in relation to the Tomingley Gold Extension Project (TGE), and to provide enhanced facilities for extracting, treating, gathering, transporting and storing the minerals.</p> <p>These development expenditures are capitalised to the extent that they are necessary to bring new assets to commercial production or enhance the productivity or future economic benefits of existing assets and can be directly attributable to or capable of being reasonably allocated to those activities.</p> <p>This was a key audit matter due to the judgement involved in allocating certain of the expenditure items between mining and development activities given the geographic proximity of the operations and the similar nature of the relevant costs as well the impact on the amortisation profile of mine properties across Tomingley original and expansion operations</p>	<p>In assessing the appropriateness of capitalisation of development costs and associated amortisation we have performed the following procedures, amongst others:</p> <ul style="list-style-type: none"> <li>• Evaluated management's process of determining whether costs should be capitalised or expensed and the method of allocation of costs between operating and capital as well as between the two operations.</li> <li>• Tested, on a sample basis, management's controls over the allocation of costs to specific projects and monitoring of actual capitalised costs against budget.</li> <li>• Performed detailed testing on a selection of capitalised mine development costs.</li> <li>• Considered if a selection of mine development costs have been capitalised or expensed in accordance with the Group's accounting policy.</li> <li>• Assessed management's determination of a selection of assets which are ready for use and for which depreciation should commence.</li> <li>• Recalculated the amortisation of mine properties for both legacy Tomingley operations and TGE.</li> </ul>



### Key audit matter

#### Carrying Value of Tomingley cash generating unit (CGU)

(Refer to note 11 and note 19)

During the year, management performed a full assessment of the recoverable amount of the Tomingley CGU. As a result of this assessment, the Group recognised a reversal of a historical impairment of mine development assets within the CGU of \$7.02 million.

The recoverable amount of the CGU was determined using a fair value less cost of disposal (Fair Value) methodology with a valuation date of 31 March 2025 including key assumptions relating to the forecast gold price and foreign exchange rates.

This was a key audit matter due to the judgement exercised by the Group in calculating the recoverable amount of the CGU and the significance to the financial statements of the non-current assets within the Tomingley CGU.

### How our audit addressed the key audit matter

We performed the following procedures, amongst others, over the Group's estimate of the recoverable amount of the CGU:

- Evaluated whether the Group's determination of the CGU was consistent with our understanding of the nature of the Group's operations.
- Assessed the objectivity and competence of those members of management who assisted in developing the life of mine plan which informs management's Fair Value calculation.
- Compared the forecast cash flows used in the Fair Value calculation to the most up to date budgets and life-of-mine plans at the valuation date.
- Considered the methodologies and key assumptions adopted in management's Fair Value calculation for appropriateness including assessing the forecast gold price and foreign exchange rate assumptions, by comparing them to independent consensus data.
- Evaluated whether significant assumptions and judgements relating to forecast production volumes and operating costs were consistent with each other and to those applied in the Group's other accounting estimates.

### Other information

The directors are responsible for the other information. The other information comprises the information included in the annual report for the year ended 30 June 2025, but does not include the financial report and our auditor's report thereon. Prior to the date of this auditor's report, the other information we obtained included the Corporate Directory and Directors' Report . We expect the remaining other information to be made available to us after the date of this auditor's report.



Our opinion on the financial report does not cover the other information and we do not and will not express an opinion or any form of assurance conclusion thereon through our opinion on the financial report. We have issued a separate opinion on the remuneration report.

In connection with our audit of the financial report, our responsibility is to read the other information and, in doing so, consider whether the other information is materially inconsistent with the financial report or our knowledge obtained in the audit, or otherwise appears to be materially misstated.

If, based on the work we have performed on the other information that we obtained prior to the date of this auditor's report, we conclude that there is a material misstatement of this other information, we are required to report that fact. We have nothing to report in this regard.

When we read the other information not yet received, if we conclude that there is a material misstatement therein, we are required to communicate the matter to the directors and use our professional judgement to determine the appropriate action to take.

---

### **Responsibilities of the directors for the financial report**

The directors of the Company are responsible for the preparation of the financial report in accordance with Australian Accounting Standards and the *Corporations Act 2001*, including giving a true and fair view, and for such internal control as the directors determine is necessary to enable the preparation of the financial report that is free from material misstatement, whether due to fraud or error.

In preparing the financial report, the directors are responsible for assessing the ability of the Group to continue as a going concern, disclosing, as applicable, matters related to going concern and using the going concern basis of accounting unless the directors either intend to liquidate the Group or to cease operations, or have no realistic alternative but to do so.

---

### **Auditor's responsibilities for the audit of the financial report**

Our objectives are to obtain reasonable assurance about whether the financial report as a whole is free from material misstatement, whether due to fraud or error, and to issue an auditor's report that includes our opinion. Reasonable assurance is a high level of assurance, but is not a guarantee that an audit conducted in accordance with the Australian Auditing Standards will always detect a material misstatement when it exists. Misstatements can arise from fraud or error and are considered material if, individually or in the aggregate, they could reasonably be expected to influence the economic decisions of users taken on the basis of the financial report.



A further description of our responsibilities for the audit of the financial report is located at the Auditing and Assurance Standards Board website at: [https://auasb.gov.au/media/bwvjcgre/ar1\\_2024.pdf](https://auasb.gov.au/media/bwvjcgre/ar1_2024.pdf). This description forms part of our auditor's report.

## Report on the remuneration report

---

### Our opinion on the remuneration report

We have audited the remuneration report included in the directors' report for the year ended 30 June 2025.

In our opinion, the remuneration report of Alkane Resources Ltd for the year ended 30 June 2025 complies with section 300A of the *Corporations Act 2001*.

---

### Responsibilities

The directors of the Company are responsible for the preparation and presentation of the remuneration report in accordance with section 300A of *the Corporations Act 2001*. Our responsibility is to express an opinion on the remuneration report, based on our audit conducted in accordance with Australian Auditing Standards.

A stylized, handwritten signature in black ink that reads 'PricewaterhouseCoopers'.

PricewaterhouseCoopers

A handwritten signature in black ink that appears to be 'Ian Campbell'.

Ian Campbell  
Partner

Perth  
21 August 2025

For personal use only

# ADDITIONAL INFORMATION



# Shareholder Information

Additional information not shown elsewhere in this report is as follows.  
The information is current as at 19 September 2025.

## Distribution of Equity Securities

Analysis of numbers of equity security holders by size of holding:

	Ordinary shares		
	Number of holders	Number of shares	Percentage of ordinary shares
1 - 1,000	1,720	1,026,119	0.08%
1,001 - 5,000	3,734	10,187,341	0.75%
5,001 - 10,000	1,689	13,036,496	0.95%
10,001 - 100,000	2,721	86,833,672	6.36%
100,001 and over	483	1,254,711,339	91.87%
	10,347	1,365,794,967	100.00%

	Minimum parcel size	Holders	Units
The number of equity security holders holding less than a marketable parcel of securities are:	472	522	65,675

## Twenty Largest Shareholders

The names of the 20 largest holders of quoted ordinary shares are:

	Listed ordinary shares	
	Number of shares	Percentage of ordinary shares
1 CDS & CO	326,299,386	23.89%
2 CITICORP NOMINEES PTY LIMITED	259,422,937	18.99%
3 HSBC CUSTODY NOMINEES (AUSTRALIA) LIMITED	190,799,235	13.97%
4 J P MORGAN NOMINEES AUSTRALIA PTY LIMITED	46,654,475	3.42%
5 ABBOTSLEIGH PTY LTD	40,232,105	2.95%
6 GARDENWAY PROPRIETARY LIMITED <THE GARDENWAY A/C>	22,775,000	1.67%
7 LILYCREEK PTY LTD <THE LILYCREEK A/C>	16,466,667	1.21%
8 MAGNABAY PTY LTD <THE MAGNABAY A/C>	16,466,667	1.21%
9 AUBURNVALLEY PTY LTD <THE AUBURNVALLEY A/C>	16,466,666	1.21%
10 ILG ESTATE CO 3 PTY LTD	13,311,748	0.97%
11 ILG ESTATE CO 1 PTY LTD	13,311,747	0.97%
12 ILG ESTATE CO 2 PTY LTD	13,311,747	0.97%
13 ILG ESTATE CO 4 PTY LTD	13,311,747	0.97%
14 ECAPITAL NOMINEES PTY LIMITED <ACCUMULATION A/C>	11,081,946	0.81%
15 BNP PARIBAS NOMS PTY LTD	10,358,052	0.76%
16 BNP PARIBAS NOMINEES PTY LTD <CLEARSTREAM>	9,535,660	0.70%
17 ABBOTSLEIGH PTY LTD <ABBOTSLEIGH S/F A/C>	8,600,000	0.63%
18 MR DOMINIC F DUFFY	8,434,904	0.62%
19 MR PATRICK JAMES PURCELL	6,600,000	0.48%
20 BNP PARIBAS NOMINEES PTY LTD <IB AU NOMS RETAILCLIENT>	5,841,372	0.43%
<b>Total</b>	<b>1,049,282,061</b>	<b>76.83</b>
<b>Total Remaining Holders Balance</b>	<b>316,512,906</b>	

## Substantial Shareholders

The names of substantial shareholders who have notified the company in accordance with section 671B of the *Corporations Act 2001* are:

	Number of shares
CE Mining III MND Limited	179,835,831
GMT Capital Corp	139,151,234
Ruffer LLP	119,516,599
Gardenway Pty Ltd	72,175,000

## Voting Rights

All ordinary shares (whether fully paid or not) carry one vote per share without restriction.

## Unquoted Securities

At 19 September 2025, the company had the following unlisted securities on issue:

Class	Number of Securities	Number of Holders	Holders of 20% or more of the class	
			Holder Name	Number of Securities
Employee Performance Rights LTI FY2023	2,991,197	8	ED-NE Pty Ltd	1,146,657
Employee Performance Rights LTI FY2025	5,091,647	8	ED-NE Pty Ltd	2,007,126

## Corporate Governance Statement

Alkane's Corporate Governance Statement is available on our website, along with the Board charter and details of Board sub-committees. Also listed are key policies and procedures, including those pertaining to appointment and independence of directors, diversity, code of conduct, risk management, and anti-bribery and corruption.

[alkres.com/about/governance/](http://alkres.com/about/governance/)

# Mining Tenements

Schedule of mining tenements – as at 30 June 2025

## New South Wales

Project/Location	Type of Licence	Tenement	Interest	Nature of interest
Peak Hill	Gold Lease	GL 5884	100%	Equity
	Mining Lease	ML 6036	100%	Equity
	Mining Lease	ML 6042	100%	Equity
	Mining Lease	ML 6277	100%	Equity
	Mining Lease	ML 6310	100%	Equity
	Mining Lease	ML 6389	100%	Equity
	Mining Lease	ML 6406	100%	Equity
	Mining Lease	ML 1351	100%	Equity
	Mining Lease	ML 1364	100%	Equity
	Mining Lease	ML 1479	100%	Equity
		Exploration Licence	EL 6319	100%
Tomingley	Mining Lease	ML 1684	100%	Equity through subsidiary
	Mining Lease	ML 1821	100%	Equity through subsidiary
	Mining Lease	ML 1858	100%	Equity through subsidiary
	Exploration Licence	EL 5675	100%	Equity
	Exploration Licence	EL 5942	100%	Equity
	Exploration Licence	EL 6085	100%	Equity
Glen Isla	Exploration Licence	EL 8676	100%	Equity
Gundong	Exploration Licence	EL 8794	100%	Equity
	Exploration Licence	EL 9597	100%	Equity
Cudal	Exploration Licence	EL 7020	100%	Equity
Rockley	Exploration Licence	EL 8194	100%	Equity
	Exploration Licence	EL 8527	100%	Equity
<b>Northern Molong Porphyry Project</b>				
Bodangora	Exploration Licence	EL 4022	100%	Equity through subsidiary
Kaiser	Exploration Licence	EL 6209	100%	Equity through subsidiary (subject to royalty of 2% net smelter return)
Finns Crossing	Exploration Licence	EL 8261	100%	Equity through subsidiary
Comobella North	Exploration Licence	EL 8338	100%	Equity through subsidiary
Boda South	Exploration Licence	EL 8887	100%	Equity through subsidiary
Southern Junee Porphyry Project	Exploration Licence	EL 9600	100%	Equity
Armstrongs (near Parkes)	Exploration Licence	EL 9178	100%	Equity
Mt Conqueror	Exploration Licence	EL 9107	100%	Equity

## Additional mining tenements post-merger (5 August 2025)

**Victoria**

Project/Location	Type of Licence	Tenement	Interest	Nature of interest
Costerfield	Mining Licence	MIN4644	100%	Equity through subsidiary
	Mining Licence	MIN5567	100%	Equity through subsidiary
	Exploration Licence	EL6842	100%	Equity through subsidiary
	Exploration Licence	EL6847	100%	Equity through subsidiary
	Exploration Licence	EL8320	100%	Equity through subsidiary
	Retention Licence	RL7485	100%	Equity through subsidiary
Peels Track	Exploration Licence	EL5432	100%	Equity through subsidiary
Antimony Creek South	Exploration Licence	EL5519	100%	Equity through subsidiary

**Sweden**

Project/Location	Type of Licence	Tenement	Interest	Nature of interest
Björkdal	Concession (Mining Licence)	Häbbbersfors K nr 4	100%	Equity through subsidiary
Björkdal	Concession (Mining Licence)	Häbbbersfors K nr 3	100%	Equity through subsidiary
Björkdal	Concession (Mining Licence)	Häbbbersfors K nr 1	100%	Equity through subsidiary
Björkdal	Concession (Mining Licence)	Norrleden K nr 1	100%	Equity through subsidiary
Björkdal	Concession (Mining Licence)	Häbbbersfors K nr 5	100%	Equity through subsidiary
Björkdal	Concession (Mining Licence)	Häbbbersfors K nr 2	100%	Equity through subsidiary
Björkdal	Concession (Mining Licence)	Häbbbersfors K nr 6	100%	Equity through subsidiary
Björkdal	Concession (Mining Licence)	Häbbbersfors K nr 7	100%	Equity through subsidiary
Nylund	Concession (Mining Licence)	Nylund K nr 1	100%	Equity through subsidiary
Storheden	Concession (Mining Licence)	Storheden K nr 1	100%	Equity through subsidiary
Norrberget	Concession (Mining Licence)	Norrberget K nr 1	100%	Equity through subsidiary
Björkdal	Concession (Mining Licence)	Kvarnforsliden K nr 1	100%	Equity through subsidiary
Björkdal	Concession (Mining Licence)	Kvarnforsliden K nr 2	100%	Equity through subsidiary
Björkdal	Concession (Mining Licence)	Kvarnforsliden K nr 3	100%	Equity through subsidiary
Olofsberg	Exploration Licence	Olofsberg nr 102	100%	Equity through subsidiary
Björkdal	Exploration Licence	Björkdal nr 28	100%	Equity through subsidiary
Björkdal	Exploration Licence	Björkdal nr 33	100%	Equity through subsidiary
Björkdal	Exploration Licence	Björkdal nr 34	100%	Equity through subsidiary
Björkdal	Exploration Licence	Björkdal nr 41	100%	Equity through subsidiary
Lillträsket	Exploration Licence	Lillträsket nr 3	100%	Equity through subsidiary
Björkdal	Exploration Licence	Björkdal nr 35	100%	Equity through subsidiary
Björkdal	Exploration Licence	Björkdal nr 39	100%	Equity through subsidiary
Björkdal	Exploration Licence	Björkdal nr 31	100%	Equity through subsidiary
Aspliden	Exploration Licence	Aspliden	100%	Equity through subsidiary
Björkdal	Exploration Licence	Björkdal nr 36	100%	Equity through subsidiary
Sandliden	Exploration Licence	Sandliden	100%	Equity through subsidiary
Sandfors	Exploration Licence	Sandfors nr 101	100%	Equity through subsidiary
Klöverfors	Exploration Licence	Klöverfors	100%	Equity through subsidiary
Björkdal	Exploration Licence	Björkdal nr 37	100%	Equity through subsidiary
Björkdal	Exploration Licence	Björkdal nr 40	100%	Equity through subsidiary
Björkdal	Exploration Licence	Björkdal nr 29	100%	Equity through subsidiary
Malånäset	Exploration Licence	Malånäset nr 100	100%	Equity through subsidiary
Vidmyran	Exploration Licence	Vidmyran nr 101	100%	Equity through subsidiary

For personal use only

For personal use only

