

**ASX RELEASE**

ASX Code: OZZ

24 October 2025

**SEPTEMBER 2025 QUARTERLY ACTIVITIES REPORT***Exploration summary*

Project overview – Maguires Reward project

*Tenure*

The Maguires Reward project is comprised of a single granted prospecting licence (P20/2318) covering an area of 200Ha. Ozz applied for the vacant ground to the East of P20/2318 (Maguires Reward) to be able to further accommodate and requirement for mine infrastructure and add the exploration of Maguires Reward East and Old Prospect to the portfolio. This is accommodated on the prospecting tenement P20/2516 (under application).

The project is located in the Central Murchison area, approximately 50km northwest of the major mining centre of Cue.

*Geological Setting*

The Maguires Reward project is situated within the Archaean Murchison Province, a granite-greenstone terrane in the northwest of the Yilgarn Craton. A major structural feature through the Maguires Reward project area is a NE-trending regional shear zone and is an extension of the Big Bell Fault, which splays into several discrete faults to the southwest of the project area and represent prospective gold bearing fluid pathways and trap sites for gold mineralisation.

*Scoping Study Highlights*

Previously OZZ engaged Resolve Mining Solutions (“Resolve”) to complete a Mining Scoping Study for the Old Prospect North and South deposits within the Maguires Reward project area. On 9 April 2024, the Company announced the results of the study which included dilution modelling, open pit optimizations, mine and waste dump design, production scheduling, and cost modelling. The study indicates the potential to mine several pits, three in the North and one in the South, generating a positive operating cash flow.

The largest northern pit measures approximately 200m in diameter and 50m deep, while the southern pit measures 160m in diameter and 45m deep. Both pits and the waste dump can be accommodated on the existing lease, with the southern pit coming within 30m of the lease boundary.

The Mining Inventory indicates significant mineral resources available for extraction, taking into account material and modifying factors. Operating costs for the Scoping Study have been estimated, showing the potential for a positive cash flow at a gold price of circa \$3,000 /oz.

Further investigations and studies will be conducted to improve accuracy of the estimate, including geotechnical investigations, survey information, waste classification, and refining of operating costs.

The scoping study was based upon the JORC compliant mineral resource estimated for Old Prospect, released to the ASX in November 2021.




Figure 1 Old Prospect – Scoping Study Layout

The Mineral Resource Estimate for Old Prospect, based on an initial 4,300m RC drilling program, is 312 kt @ 2.15 g/t for 22 koz of contained gold. A partner is being sought to advance the project.

Location	Classification	Tonnes t	Gold Grade g/t	Gold Ounces oz
Old Prospect North	indicated	149,879	1.91	9,214
	inferred	62,637	2.46	4,961
	<b>Total</b>	212,516	2.07	14,175
Old Prospect South	indicated	79,429	2.50	6,385
	inferred	20,234	1.65	1,075
	<b>Total</b>	99,663	2.33	7,459
<b>Total</b>	indicated	229,308	2.12	15,599
	inferred	82,871	2.27	6,036
	<b>Total</b>	<b>312,395</b>	<b>2.15</b>	<b>21,632</b>

Table 1 Old Prospect Mineral Resource Estimate – 0.9 g/t cut-off

During the quarter, OZZ received the assays from the soil sampling program at the Maguires Reward Project (P20/2318). Collecting a total of 100 samples across structurally prospective zones identified from previous mapping and the 2024 Scoping Study. Samples were submitted to ALS Perth for gold analysis using 50 g fire assay (Au-AA26).



The program returned several low level gold anomalies (Figure 1), with four distinct target areas defined:

- An eastern anomaly correlating closely with the existing Maguires Reward Resource and previous drilling, providing a valuable calibration for the soil sampling technique;
- A southern anomaly positioned adjacent to a regional fault zone, highlighting potential structural control;
- A northern anomaly located along a mafic–ultramafic contact, considered a favourable host for gold mineralisation; and
- A western anomaly requiring additional geological investigation.

Although most samples returned below detection, these isolated anomalous values are regarded as meaningful new targets for the next exploration phase. All pulps have been retained for supplementary analysis.

A first pass drilling program is being planned to test the highest priority anomalies, supported by field mapping to assess regolith conditions and local structural settings.

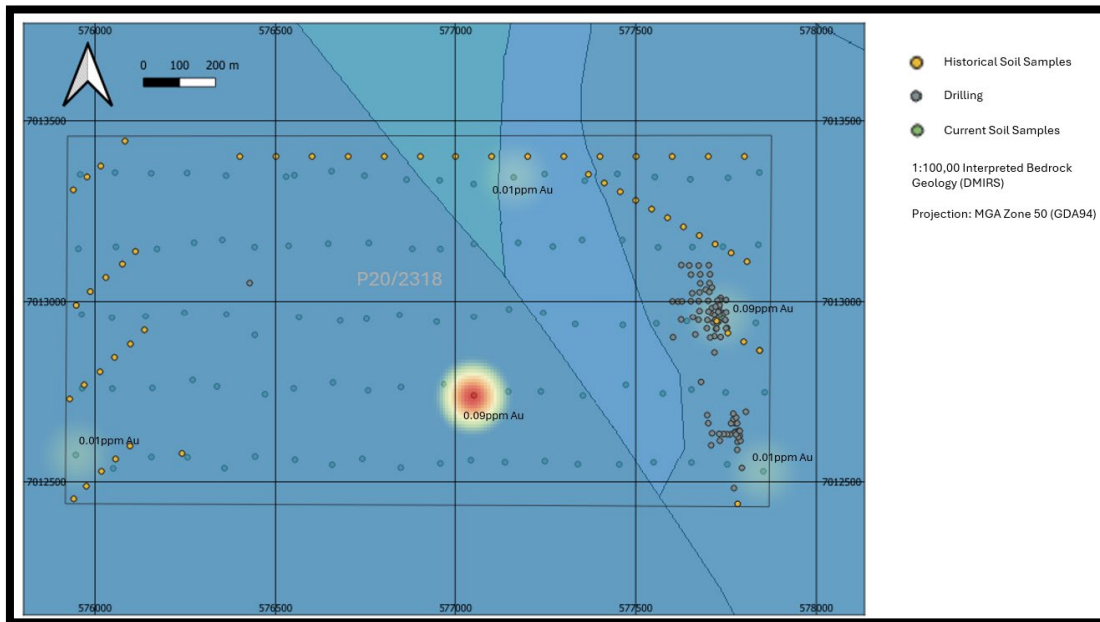


Figure 1. Maguires Reward Project – Soil Sample Locations and Anomalies

Project overview – Leonora projects: Mt Davis and Pinnacle Well

Tenure

Mt Davis

The Mt Davis project comprises of two granted contiguous prospecting licence applications P37/9552 and P37/9553. The total area covered by the tenure is 349Ha and the project is located approximately 20km north of Leonora adjacent to the Goldfields Highway.

Previous Exploration

A surface sampling and litho-geochemistry review was conducted by Kinematex Pty Ltd over the Mt Davis project. The soil sampling campaign completed at Mt Davis focused on interpreted mineralising structures has displayed targets for follow-up ground investigations and drilling permits. The results of the surface sampling and litho-geochemistry review were announced on 16 July 2024.



Gold anomalism is very subtle possibly due to detection limits, although gridding has produced a large anomalous 800m x 800m corridor in the centre of the array and a small anomaly in the central north of the array. Notable anomalies therein straddle the Mt George shear and the contact between Archean greenstones to the west and siliclastic rocks to the east.

No substantial on ground exploration was undertaken on the project during the quarter.

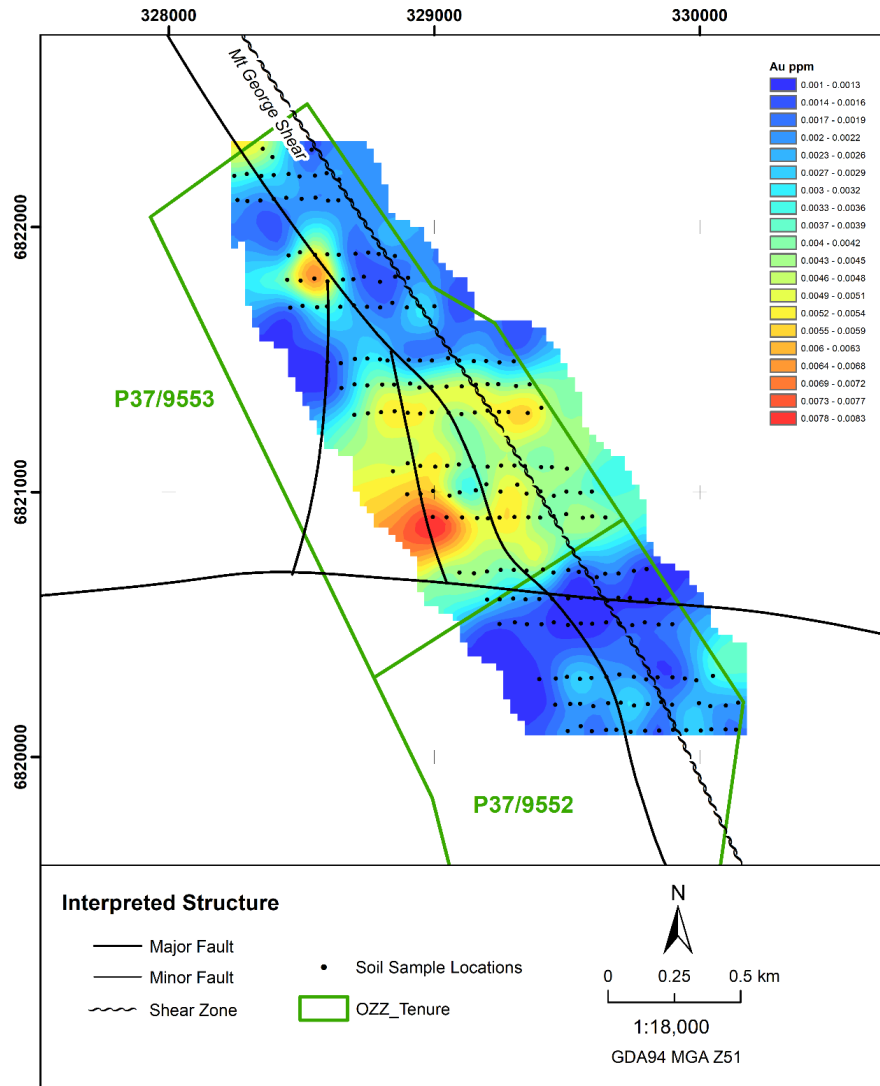


Figure 1. Mt Davis soil sampling locations and gridded gold results from commercial analysis.

#### Project overview – Leonora projects

##### Tenure

The Pepper Tree (previously named Pinnacle Well) project is now comprised of 2 exploration licenses (E37/1287 and E37/1355) following Exploration License E37/1246 being relinquished during the period. The project is approximately 10km east of Mt Davis, about 25km north of Leonora and adjacent to the Great Northern Highway, (see Figure 3).

No substantial on ground exploration was undertaken on the project during the quarter. Several blocks were voluntarily surrendered during the quarter.



For personal use only

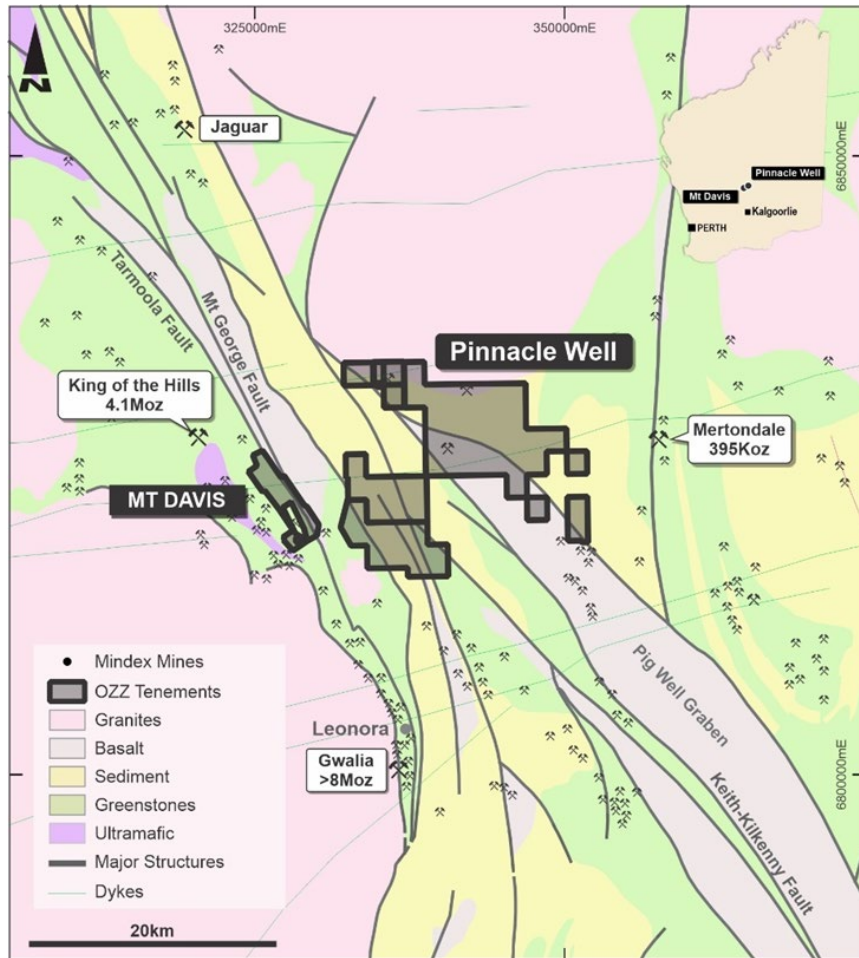


Figure 3 Pinnacle Well/Pepper Tree Tenure and Geology Plan (note image still includes non-current tenure as detailed)

#### Geological Setting

The Leonora project lies adjacent to the highly prospective Kalgoorlie-Kurnalpi terrane boundary in the Eastern Goldfields Superterrane of the Yilgarn Craton. Regional shearing and splays associated with the craton scale Keith -Kilkenny Fault are known to be the focus of major mineralisation in the district. Two significant (+4M oz) gold deposits situated respectively 5km to the north-west (King of the Hills) and 25km to the south (Sons of Gwalia) which are within the regional structures that pass through the Leonora project tenements.

#### Previous Exploration

The surface sampling and litho-geochemistry review, announced 16 July 2024, showed a subtle gold anomaly in the Southeast of the soil survey array supported by elevated arsenic pathfinder litho-geochemistry. In addition, there was Identification of subtle anomalies of Cs, Li, Rb, Be, Hf, Ba, and Sn in the Northwest and Southeast of the soil sample array and polymetallic anomalies in the Southeast corner of the array with notable Cu & Mo.



For personal use only

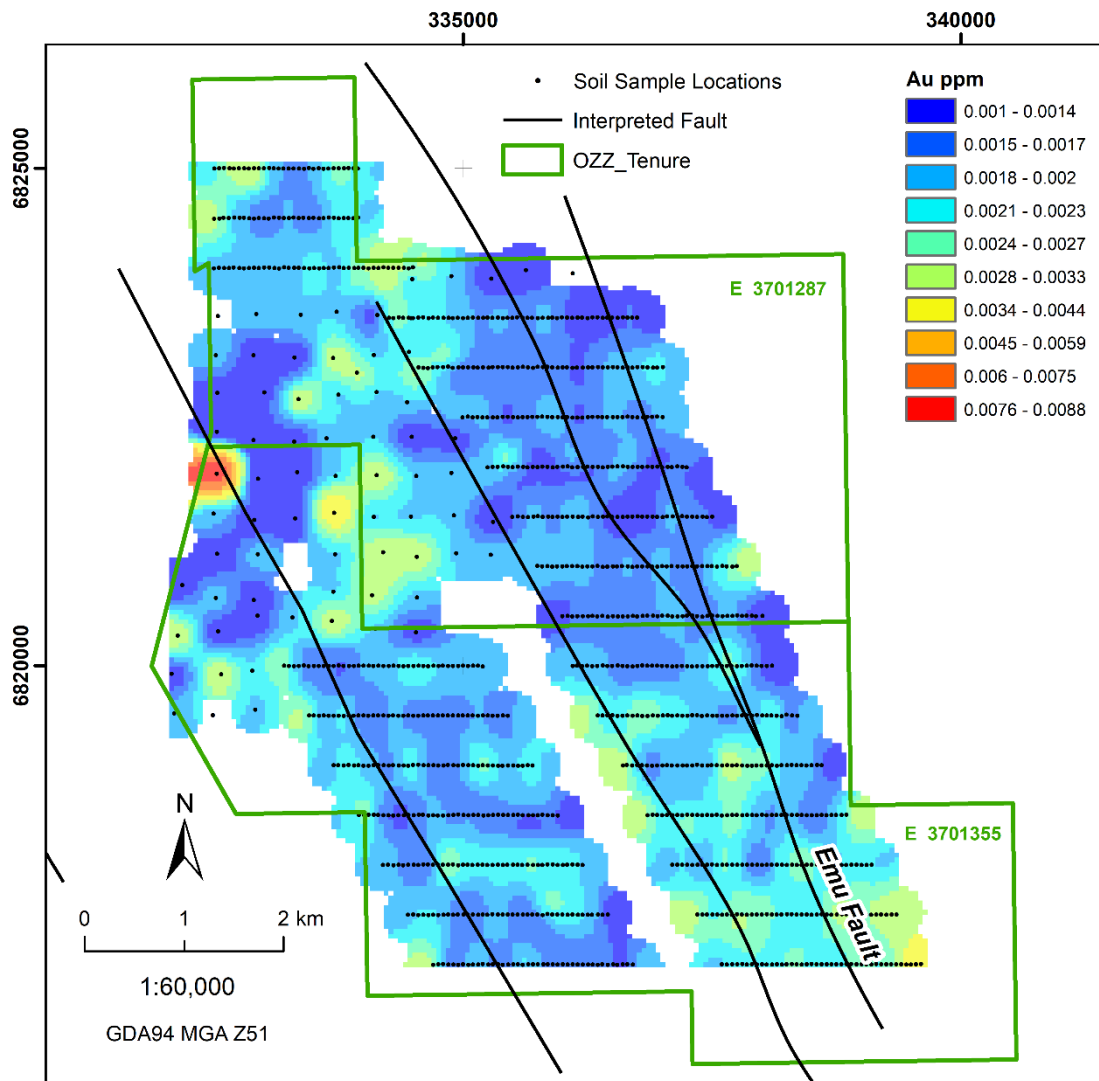


Figure 2. Peppertree soil sampling locations and gridded gold results from commercial analysis showing most recent results with historical results.

#### Project overview – Rabbit Bore project Tenure

The Rabbit Bore project is comprised of a single exploration licence (E51/1671) covering an area of 2,390Ha. The project is located in the Central Murchison area approximately 55km north of the major mining centre at Cue. Discussions are being sought to resolve the agreement which is now out of date.

#### Geological Setting

The Rabbit Bore project lies at the northern end of the Mt Weld greenstone belt. The tenement contains a NE shear zone that is interpreted as an extension of the Big Bell Fault, that splays into several discrete structures south of the project area. This structure contains gold prospects at many locations along its entire length.



For personal use only

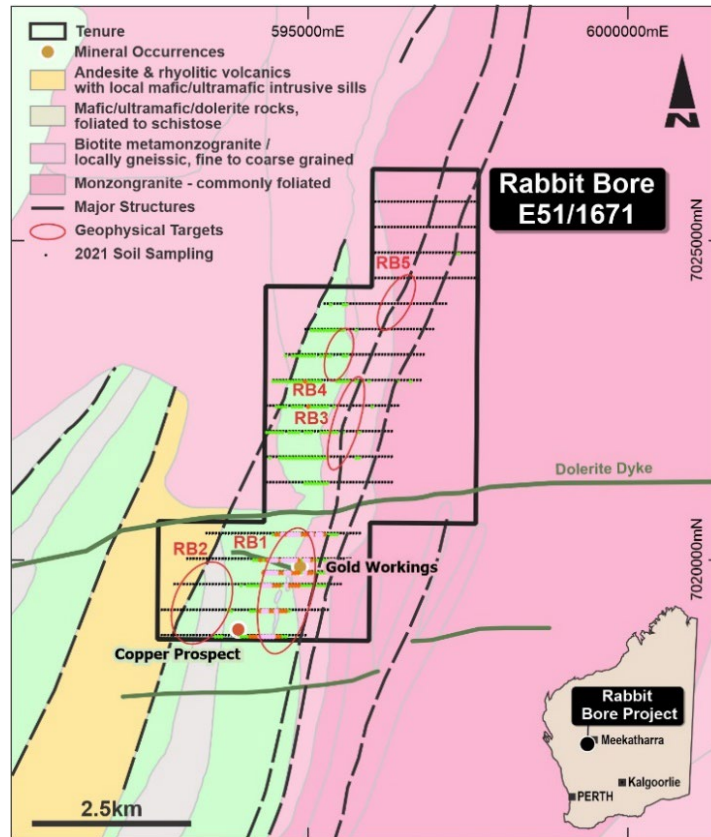


Figure 5: Tenure, Geology and Soil sampling coverage

Potential exists for both gold and base metal mineralisation at Rabbit Bore.

#### Exploration

No substantial on ground exploration was undertaken on the project during the quarter.

#### Project overview – Peterwangy project

##### Tenure

The Peterwangy Project now comprises two granted exploration licences, E70/5114 and E70/5691, covering a combined area of 13 blocks (approximately 4,440 hectares) in the Mid-West region of Western Australia.

Following the acquisition, both tenements are now wholly owned by OZZ Resources.

##### Exploration

No substantial on-ground exploration was undertaken on the project during the quarter.

## CORPORATE

The Company remains in voluntary suspension of the Company's ordinary securities listed on the Australian Securities Exchange in accordance with ASX Listing Rule 17.2 pending an announcement to the market of a proposed transaction under Listing Rule 11.1 (Proposed Transaction).

As it stands, there has been a procedural delay in advancing the Proposed Transaction and the Company is not sure when (or if) this delay will be resolved.

Concurrent with the Company awaiting notice of the official registration, the Company has been actively engaged in negotiations to enter into a joint venture arrangement with another ASX listed company to develop the Maguires Reward Project, including drilling, conversion to a mining tenement and pre-feasibility study. The joint venture agreement will be funded by a capital raising.



In the event binding joint venture agreements are executed, the Company anticipates formally notifying the Proposed Transaction vendors of its withdrawal from the Proposed Transaction, to allow the Company to make an application to ASX for reinstatement to trading of its securities on the ASX.

In conjunction with the above, the Company has also been undertaking a strategic review of its other exploration assets, in light of the favourable environment for gold and base metals exploration, with a view to defining a new term exploration proposal on these assets.

**Appendix 5B Cashflow commentary**

In payments to related parties of the entity and their associates (refer to 6.1), the \$16,000 payment refers to the payment of registered office rent (\$5,000) and accounting services (\$11,000)

The net cash outflow from operating activities for the quarter was \$76,000. \$19,000 in exploration payments represented mainly by tenement management and rates. Corporate and administration costs were \$57,000.

Cash and cash equivalents as at 30 September 2025 was \$82,000.

**This ASX announcement has been authorised for release by the Board of OZZ Resources Limited.**

**ENDS**

**For more information please contact:**

**Investors:**

David Wheeler  
Non-Executive Chair  
OZZ Resources Ltd  
Phone: +61 419 342 152



## Competent Person's Statement

The Australasian Code for Reporting of Exploration Results, Mineral Resources and Ore Reserves (the 'JORC Code') sets out minimum standards, recommendations and guidelines for Public Reporting in Australasia of Exploration Results, Mineral Resources and Ore Reserves. The information contained in this announcement has been presented in accordance with the JORC Code.

Information in this announcement relating to new Exploration results is based on information compiled by Mr Clint Moxham (a director of OZZ Resources Limited), who is a member of the AusJMM. Mr Clint Moxham has sufficient experience which is relevant to the style of mineralization and type of deposit under consideration and to the activity which he is undertaking to qualify as a Competent Person under the 2012 Edition of the Australasian Code for reporting of Exploration Results, Mineral Resources and Ore Reserves. Mr Moxham consents to the inclusion of the data in the form and context in which it appears.

### COMPETENT PERSONS STATEMENT- Mining Studies

The information in the report relating to mining design, scheduling and cost estimation is based on and fairly reflects information reviewed by Mr Andrew Hutson (consultant to OZZ Resources Limited). Mr Hutson is a Fellow of the Australian Institute of Mining and Metallurgy. Mr Hutson is a qualified Mining Engineer and has sufficient experience which is relevant to the mining studies and cost estimation undertaken to qualify as Competent Persons as defined in the 2012 Edition of the "Australasian Code for Reporting Exploration Results, Mineral Resources and Ore Reserves". Mr Hutson consents to the inclusion in the ASX release of the matters based on their information in the form and context in which it appears.

The information in this announcement that relates to previously reported exploration results is extracted from either OZZ Resources Prospectus, lodged with ASIC on May 7, 2021 and the First and Second Supplementary Prospectus' lodged on May 25 and June 15 respectfully and available on OZZ's website [www.ozzresources.com.au](http://www.ozzresources.com.au). The Company confirms that it is not aware of any new information or data that materially affects the information with regard to reporting of previously reported exploration results, or historical estimates contained in the Prospectus and the form and context of the release have not materially changed. The Company confirms that the form and context in which the Competent Person's findings are presented have not been materially modified from the original public release.

This announcement refers to exploration results which have been previously released to the ASX in prior OZZ announcements. A list of those announcements is set out below and available on OZZ's website [www.ozzresources.com.au](http://www.ozzresources.com.au). The company confirms that it is not aware of any new information or data that materially affects the information previously reported.

- 19 July 2021, "Maiden Drill Program Underway at Maguires"
- 18 August 2021, "Aeromagnetic Survey Identifies Multiple Prospective Copper Gold and Nickel Targets"
- 6 October 2021, "Excellent Results from Maiden Drill Program at Maguires"
- 19 November 2021, "Maiden Gold Resource at Maguires sets Strong Foundation for Growth in Tier-1 Mining District"
- 25 November 2021, "Highly Prospective Leonora Project Acquired"
- 13 January 2022, "Ozz Increases Leonora Tenement Holding"
- 14 February 2022, "Outstanding New Copper Gold and Nickel Targets to be fast-tracked for Drilling at Rabbit Bore"
- 4 March 2022, "Ozz Acquires High-Grade Leonora Goldfield"
- 11 April 2022, "Ozz Acquires Highly Prospective WA Rare Earths Project"
- 21 April 2022, "High Impact Drill Program to Commence in May"
- 27 April 2022, "Soil geochemistry results provide encouragement at Peterwangy and Pinnacle Well"
- 16 May 2022, "Drilling Commences at Rabbit Bore"
- 4 August 2022, "Geochemical sampling identifies 4 new drill targets"
- 9 April 2024, "Ozz Completes Maguires Reward Mining Scoping Study"
- 16 July 2024 "Surface Sampling and Litho-Geochemistry Results"
- 24 October 2025 "Soil Geochemistry Results Completed at Maguires Reward"



### Forward-Looking Statements

This announcement might contain forward-looking statements with known and unknown risks and uncertainties. Factors outside of Ozz's control, may cause the actual results, performance and achievements of Ozz to differ materially from those expressed or implied in this presentation. To the maximum extent permitted by law, Ozz does not warrant the accuracy, currency or completeness of the information in this announcement, nor the future performance of Ozz, and will not be responsible for any loss or damage arising from the use of the information. The information contained in this presentation is not a substitute for detailed investigation or analysis of any particular issue. Current and potential investors and shareholders should seek independent advice before making any investment decision in regard to Ozz or its activities.

Mining Tenements as at 30 September 2025 (All tenements are within Western Australia)

Project	Tenement	Status	Date Granted	Area (Ha)	Interest	Change during Quarter
Maguires	P20/2318	Granted	29/03/2018	200	100%	
	P20/2516	Pending	Pending	117	100%	
Rabbit Bore	E51/1671	Granted	7/04/2016	2390	80%	
Mt Davis	P37/9552	Granted	18/03/2022	169	earning 80%	
	P37/9553	Granted	18/03/2022	181		
Peterwangy	E70/5114	Granted	14/12/2018	2390	100%	
	E70/5691	Granted	24/02/2021	2050	100%	
Pepper Tree	E37/1287	Granted	6/04/2017	2391	100%	
	E37/1355	Granted	6/02/2019	3885	100%	

# Appendix 5B

## Mining exploration entity or oil and gas exploration entity quarterly cash flow report

Name of entity

OZZ RESOURCES LIMITED (ASX: OZZ)

ABN

98 643 844 544

Quarter ended (Current quarter)

30 September 2025

**Consolidated statement of cash flows**

	Current quarter \$A'000	Year to date (3 Months) \$A'000
<b>1. Cash flows from operating activities</b>		
1.1 Receipts from customers	-	-
1.2 Payments for:	-	-
(a) exploration and evaluation (if expensed)	(19)	(19)
(b) development	-	-
(c) production	-	-
(d) staff costs	-	-
(e) administration and corporate costs	(57)	(57)
1.3 Dividends received (see note 3) y	-	-
1.4 Interest received	-	-
1.5 Interest and other costs of finance paid	-	-
1.6 Income taxes paid	-	-
1.7 Government grants and tax incentives	-	-
1.8 Other: (provide details if material) :	-	-
<b>1.9 Net cash from / (used in) operating activities</b>	<b>(76)</b>	<b>(76)</b>
<b>2. Cash flows from investing activities</b>		
2.1 Payments to acquire:		
(a) entities	-	-
(b) tenements	-	-
(c) property, plant and equipment	-	-
(d) exploration & evaluation (if capitalised)	-	-
(e) investments	-	-
(f) other non-current assets	-	-
2.2 Proceeds from disposal of:		
(a) entities	-	-
(b) tenements	-	-
(c) property, plant and equipment	-	-
(d) investments	-	-
(e) other non-current assets	-	-
2.3 Cash flows from loans to other entities	-	-
2.4 Dividends received (see note 3)	-	-
2.5 Other (provide details if material)	-	-
<b>2.6 Net cash from / (used in) investing activities</b>	<b>-</b>	<b>-</b>

Consolidated statement of cash flows	Current quarter \$A'000	Year to date (3 Months) \$A'000
<b>3. Cash flows from financing activities</b>		
3.1 Proceeds from issues of equity securities (excluding convertible debt securities)	-	-
3.2 Proceeds from issue of convertible debt securities	-	-
3.3 Proceeds from exercise of options	-	-
3.4 Transaction costs related to issues of equity securities or convertible debt securities	-	-
3.5 Proceeds from borrowings	-	-
3.6 Repayment of borrowings	-	-
3.7 Transaction costs related to loans and borrowings	-	-
3.8 Dividends paid	-	-
3.9 Other (provide details if material)	-	-
<b>3.10 Net cash from / (used in) financing activities</b>	-	-
<b>4. Net increase / (decrease) in cash and cash equivalents for the period</b>		
4.1 Cash and cash equivalents at beginning of period	158	158
4.2 Net cash from / (used in) operating activities (item 1.9 above)	(76)	(76)
4.3 Net cash from / (used in) investing activities (item 2.6 above)	-	-
4.4 Net cash from / (used in) financing activities (item 3.10 above)	-	-
4.5 Effect of movement in exchange rates on cash held	-	-
<b>4.6 Cash and cash equivalents at end of period</b>	82	82
<b>5. Reconciliation of cash and cash equivalents</b> at the end of the quarter (as shown in the consolidated statement of cash flows) to the related items in the accounts	<b>Current quarter \$A'000</b>	<b>Previous quarter \$A'000</b>
5.1 Bank balances	82	158
5.2 Call deposits	-	-
5.3 Bank overdrafts	-	-
5.4 Other (provide details)	-	-
<b>5.5 Cash and cash equivalents at end of quarter</b> (should equal item 4.6 above)	82	158
<b>6. Payments to related parties of the entity and their associates</b>	<b>Current quarter \$A'000</b>	
6.1 Aggregate amount of payments to related parties and their associates included in item 1	16	
6.2 Aggregate amount of payments to related parties and their associates included in item 2	-	
Note: if any amounts are shown in items 6.1 and 6.2 your quarterly activity report must include a description of, and an explanation for, such payments		
Registered office rent \$5,000 Accounting services \$11,000		

## Mining exploration entity or oil and gas exploration entity quarterly cash flow report

7. Financing facilities	Total facility amount at quarter end \$A'000	Amount drawn at quarter end \$A'000
Note: the term "facility" includes all forms of financing arrangements available to the entity. Add notes as necessary for an understanding of the sources of finance available to the entity.		
7.1 Loan facilities	-	-
7.2 Credit standby arrangements	-	-
7.3 Other (please specify):	-	-
<b>7.4 Total financing facilities</b>	-	-

7.5 **Unused financing facilities available at quarter end** -

7.6 Include in the box below a description of each facility above, including the lender, interest rate, maturity date and whether it is secured or unsecured. If any additional financing facilities have been entered into or are proposed to be entered into after quarter end, include a note providing details of those facilities as well.

8. Estimated cash available for future operating activities	\$A'000
8.1 Net cash from / (used in) operating activities (Item 1.9)	(76)
8.2 Capitalised exploration & evaluation (Item 2.1(d))	-
<b>8.3 Total relevant outgoings</b> (Item 8.1 + Item 8.2)	(76)
8.4 Cash and cash equivalents at quarter end (Item 4.6)	82
8.5 Unused finance facilities available at quarter end (Item 7.5)	-
<b>8.6 Total available funding</b> (Item 8.4 + Item 8.5)	82
<b>8.7 Estimated quarters of funding available</b> (Item 8.6 divided by Item 8.3)	1.07

Note: if the entity has reported positive relevant outgoings (ie a net cash inflow) in item 8.3, answer item 8.7 as "N/A". Otherwise, a figure for the estimated quarters of funding available must be included in item 8.7.

8.8 If Item 8.7 is less than 2 quarters, please provide answers to the following questions:

1. Does the entity expect that it will continue to have the current level of net operating cash flows for the time being and, if not, why not?

Answer:

No

2. Has the entity taken any steps, or does it propose to take any steps, to raise further cash to fund its operations and, if so, what are those steps and how likely does it believe that they will be successful?

Answer:

The Company remains in voluntary suspension of the Company's ordinary securities listed on the Australian Securities Exchange in accordance with ASX Listing Rule 17.2 pending an announcement to the market of a proposed transaction under Listing Rule 11.1 (Proposed Transaction).

As it stands, there has been a procedural delay in advancing the Proposed Transaction and the Company is not sure when (or if) this delay will be resolved.

Concurrent with the Company awaiting notice of the official registration, the Company has been actively engaged in negotiations to enter into a joint venture arrangement with another ASX listed company to develop the Maguires Reward Project, including drilling, conversion to a mining tenement and pre-feasibility study. The joint venture agreement will be funded by a capital raising.

In the event binding joint venture agreements are executed, the Company anticipates formally notifying the Proposed Transaction vendors of its withdrawal from the Proposed Transaction, to allow the Company to make an application to ASX for reinstatement to trading of its securities on the ASX.

3. Does the entity expect to be able to continue its operations and to meet its business objectives and, if so, on what basis?

Answer:

## Mining exploration entity or oil and gas exploration entity quarterly cash flow report

Yes, refer above.
-------------------

**Compliance statement**

- 1 This statement has been prepared in accordance with accounting standards and policies which comply with Listing Rule 19.11A.
- 2 This statement gives a true and fair view of the matters disclosed.

Date: Friday, 24 October 2025

Authorised by: By the Board  
(Name of body or officer authorising release – see note 4)

**Notes**

1. This quarterly cash flow report and the accompanying activity report provide a basis for informing the market about the entity's activities for the past quarter, how they have been financed and the effect this has had on its cash position. An entity that wishes to disclose additional information over and above the minimum required under the Listing Rules is encouraged to do so.
2. If this quarterly cash flow report has been prepared in accordance with Australian Accounting Standards, the definitions in, and provisions of, *AASB 6: Exploration for and Evaluation of Mineral Resources* and *AASB 107: Statement of Cash Flows* apply to this report. If this quarterly cash flow report has been prepared in accordance with other accounting standards agreed by ASX pursuant to Listing Rule 19.11A, the corresponding equivalent standards apply to this report.
3. Dividends received may be classified either as cash flows from operating activities or cash flows from investing activities, depending on the accounting policy of the entity.
4. If this report has been authorised for release to the market by your board of directors, you can insert here: "By the board". If it has been authorised for release to the market by a committee of your board of directors, you can insert here: "By the [*name of board committee – e.g. Audit and Risk Committee*]" . If it has been authorised for release to the market by a disclosure committee, you can insert here: "By the Disclosure Committee".
5. If this report has been authorised for release to the market by your board of directors and you wish to hold yourself out as complying with recommendation 4.2 of the ASX Corporate Governance Council's *Corporate Governance Principles and Recommendations*, the board should have received a declaration from its CEO and CFO that, in their opinion, the financial records of the entity have been properly maintained, that this report complies with the appropriate accounting standards and gives a true and fair view of the cash flows of the entity, and that their opinion has been formed on the basis of a sound system of risk management and internal control which is operating effectively.