

Quarter ending  
 30 September 2025

[voltaicresources.com](http://voltaicresources.com)

# QUARTERLY REPORT



## HIGHLIGHTS:

- **Strong financial position:** VSR ended the quarter with **A\$7.9 million in cash and liquid assets**, providing a robust foundation for continued exploration and acquisition opportunities.
- **Meekatharra Gold Project:** Regional UFF soils identified ~500 m of gold anomalism along the Noa trend, defining new high-priority drill targets within the Ark and Noa mineralised corridors.
- **Ark Corridor drill planning at Meekatharra:** Ten high-priority target domains have now advanced to drill-planning stage; permitting and heritage approvals underway.
- **Paddys Well REE Project:** Review confirmed multi-kilometre magnet REE continuity along the Neo-Link-Switch corridor; new carbonatite target “Soren” under multi-element assay.
- **Strategic exposure:** 4.2 % equity holding in Geopacific Resources Ltd (ASX:GPR) providing leverage to Woodlark Gold Project growth.

**Voltaic Strategic Resources Limited (ASX:VSR) (VSR or the Company)** is pleased to provide its quarterly report for the three-month period ending **30 September 2025**.

The Company’s focus during this quarter has been its **Meekatharra Gold project** located in Western Australia where exploration activities have identified sub-parallel interpreted gold-mineralised corridors (Ark & Noa) that represent priority targets for potential drill testing. Wide-spaced soil sampling and reconnaissance mapping programs have identified a ~500m gold anomaly along the Noa trend.

At **Paddys Well Rare Earths Project**, a review has identified multi-km MREO potential along strike with the Neo-Link-Switch Prospects interpreted from historical exploration activities and previous Voltaic shallow drilling and surface geochemistry. Regional ‘Soren’ Carbonatite target soils will confirm the geophysical conceptual and pXRF identified anomaly.

Further, the Company continues to appreciate value through indirect exposure to the **Woodlark Island Gold Project** via a strategic equity investment in Geopacific Resources Ltd (ASX:GPR). VSR acquired a 4.2% shareholding in Geopacific, alongside other substantial shareholders St Barbara Limited (ASX:SBM), which secured a 14.4% stake in June 2025, and the Deutsche Balaton/Delphi group, which holds a controlling 46.1% interest.



Figure 1. Voltaic's Minerals Exploration projects in Western Australia

## Activities Report

### Meekatharra Project

Ownership 100% | Western Australia

#### Gold, Base Metals

The Meekatharra project comprises of seven granted Exploration / Prospecting Licences covering an area of 266 km<sup>2</sup> within a prolific gold and critical minerals precinct in Western Australia which has produced several million ounces of gold and is emerging as a vanadium development hub.

There have been a number of significant regional processing consolidation agreements recently in the Murchison district with New Murchison Gold Ltd (ASX:NMG – previously Ora Gold Ltd) completing an Ore Purchase Agreement from its Crown Prince with Westgold Resources Ltd (ASX:WGX) (**Westgold**)<sup>1</sup> for processing at the Bluebird Gold Processing Plant. Odyssey Gold Ltd (ASX:ODY) (**Odyssey**)<sup>2</sup> and Great Boulder Resources (ASX:GBR) (**GBR**)<sup>3</sup> have also entered into agreements separately with Monument Mining Ltd (**Monument**) to process ore through Monument's Burnakura Mill from their Tuckanarra Gold Project (Odyssey) and Side Well Gold Project (GBR) respectively.

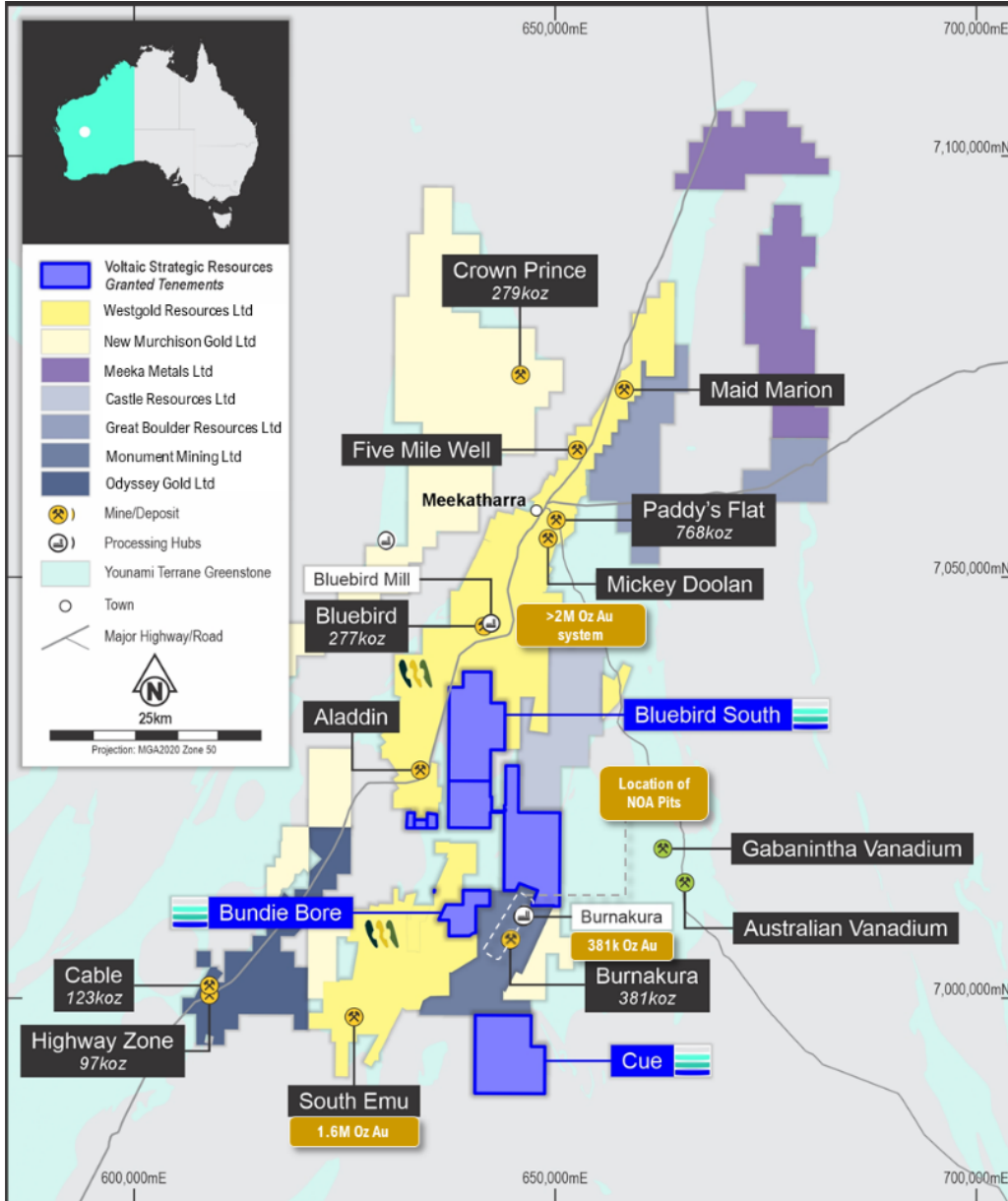
<sup>1</sup> New Murchison Gold Ltd (ASX:NMG) ASX announcement 12 December 2024 "Ore Purchase Agreement with Westgold Resources unlocks gold production from Crown Prince"

<sup>2</sup> Odyssey Gold Ltd (ASX:ODY) ASX announcement 14 April 2025 "Burnakura Mill Access and Collaboration Agreement"

<sup>3</sup> Great Boulder Resources (ASX:GBR) ASX announcement 2 April 2025 "Collaboration Agreement Gives GBR Access to Burnakura Mill"

Westgold continues to be active with significant exploration activities in the Murchison region at its Bluebird and South Junction projects where it has a 1.4Moz resource<sup>4</sup>.

Meeka Metals (ASX:MEK)(**Meeka**)<sup>5</sup> has recently reported thick high-grade gold intercepts of 25m @ 3.25g/t Au; including 10m @ 6.03g/t Au (from 125m 25TBRC052) from its Turnberry North Prospect at Andy Well Project just north of Meekatharra.



**Figure 2.** Voltaic's Meekatharra projects, Western Australia

Voltaic's Meekatharra tenement package comprises three individual projects: Bluebird South, Bundie Bore and Cue, all situated in the Meekatharra greenstone belt and along strike from numerous gold mining centres i.e. Westgold's Bluebird (1.8 Mtpa) Mill and Monument's Burnakura Mill (260,000 tpa with potential to increase capacity to 750,000 tpa) that are within 30km trucking distance. The project areas are primarily prospective for gold with some potential for discovery of base metals mineralisation.

<sup>4</sup> Westgold Resources Ltd (ASX:WGX) ASX announcement 18 November 2024 "Bluebird - South Junction Mineral Resource Grows to 1.4Moz"

<sup>5</sup> Meeka Metals (ASX:MEK) ASX announcement 16 October 2025 "22m @ 3.25g/t Au – Thick, High-Grade Gold in First Drilling by Meeka at Turnberry North"

During the quarter, the Company continued its regional exploration along identified sub-parallel interpreted **Ark gold mineralised corridor**, associated with splays off the Burnakura Shear Zone (BSZ) within E51/1909.

Ten mineralised target area domains have been ranked and prioritised to drill planning phase to confirm gold mineralisation along strike and down-dip of historical anomalous drill intercepts to vector towards primary gold discovery.

Reconnaissance regional mapping and a further 592 wide spaced UltraFine+™ (UFF) soil samples (refer Figures 3 & 4) have continued to test for mineralised dispersion along favourable interpreted structural settings adjoining the BSZ and lithological mafic contacts over prospective target areas within E51/1909 & E51/2022.

Samples have been submitted for multi element analysis with a gold focus. A total of 506 soil samples across E51/1909 were collected over various regional grids, with a further 86 soil samples from E51/2022.



*Photo 1. Storm approaching Ark & Noa Prospects - Bundie Bore project, Western Australia*

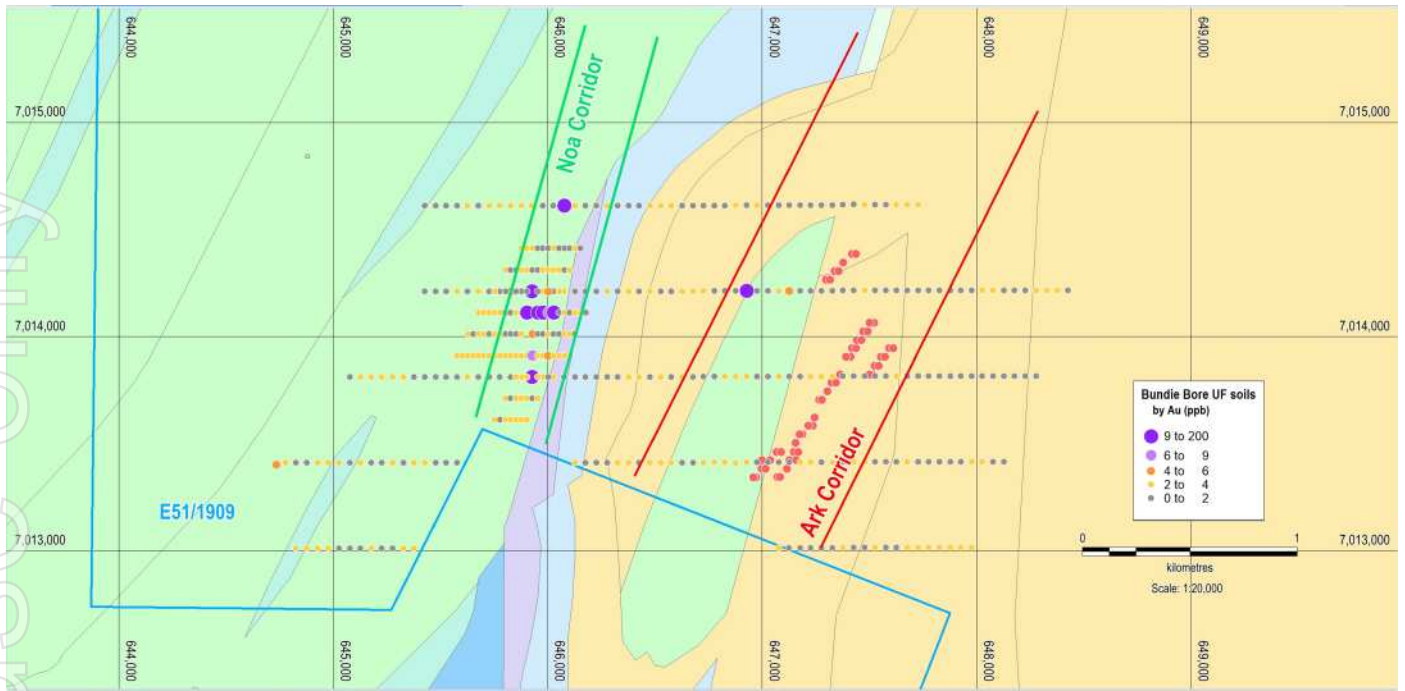


Figure 3. Bundie Bore Noa & Ark Corridors regional surface samples & planned drilling – E51/1909

A significant trend of gold anomalism on wide-spaced regional soil lines has been identified along the Noa Corridor, with partial assays of up to **47ppb Au** over an inferred ~500m strike.

Voltaic will provide a comprehensive update once all assays are received, with further target generation expected from the Noa Corridor to bolster the 10 priority gold domains along the Ark mineralised Corridor.

**Bundie Bore – Ark Corridor RC Drill Planning**

Planning has progressed towards a 5000m combined RAB / RC drill testing to extend and delineate priority Ark and Noa Corridor targets, with Permitting and Heritage advancing.

Target	Priority	# of Drill Holes	Meters
Ark	P1	31	2,220
	P2	21	1,990
			<b>4,210</b>

Prospects	Priority	# of Drill Holes	Meters
Ark 1 – Taipan	P1	4	340
	P2	3	350
Ark 2 – Gecko	P1	6	460
	P2	3	270
Ark 2 – Python	P1	5	370
	P2	2	160
Ark 2 – Boa	P1	3	310
	P2	2	260
Ark 2 - Mulga	P1	4	290
	P2	2	160
Ark 2 - Gwardar	P1	5	260
	P2	5	460
Ark 2 – Adder	P1	4	190
	P2	4	330
			<b>4,210</b>

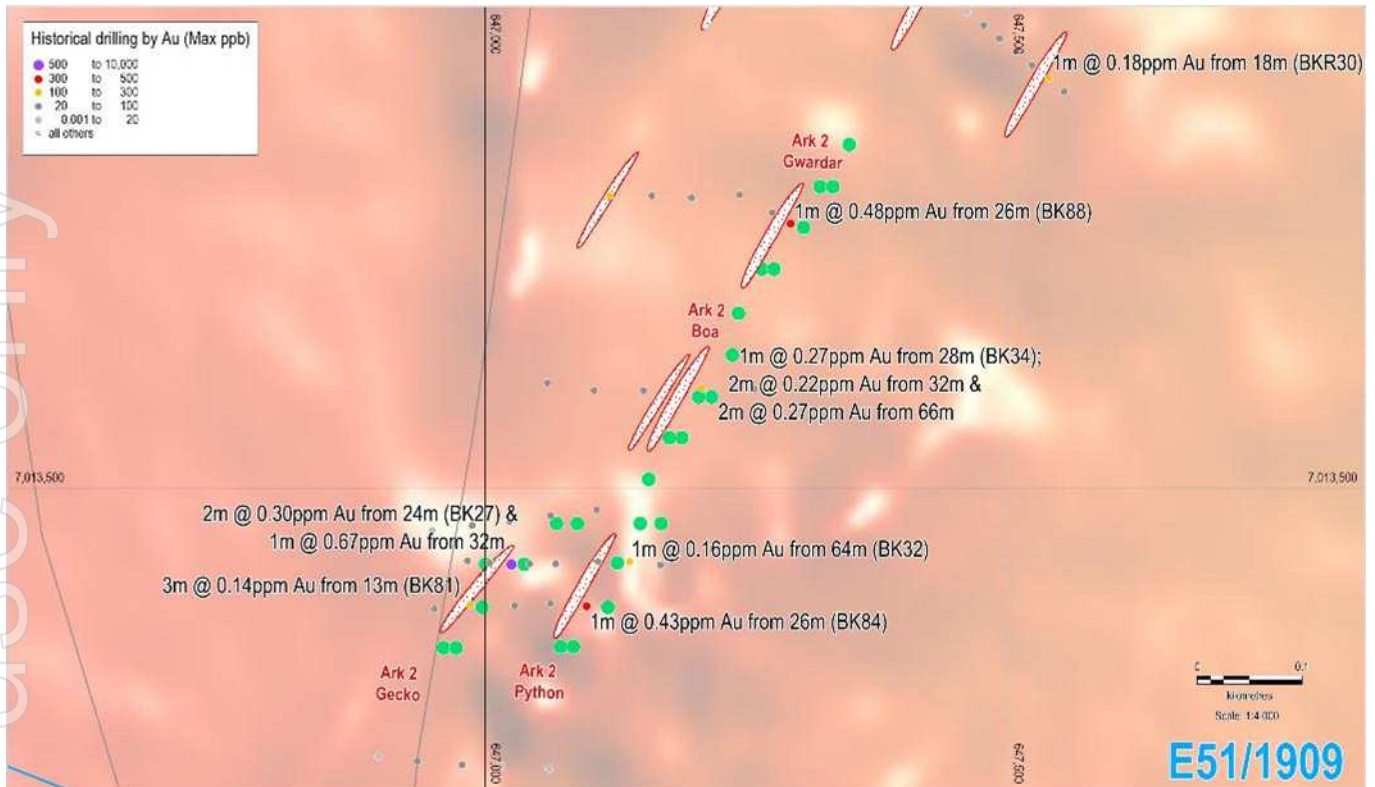


Figure 4. Bundie Bore RC drill planning (in green) to extend and delineate priority Ark Corridor targets

**Paddys Well Project - Gascoyne**  
Ownership 100% | Western Australia  
REEs, Uranium

During the quarter, a review of Neo MREO discovery in context of follow-up resource expansion potential and along strike continuity towards Link and Switch MREO prospects was undertaken.

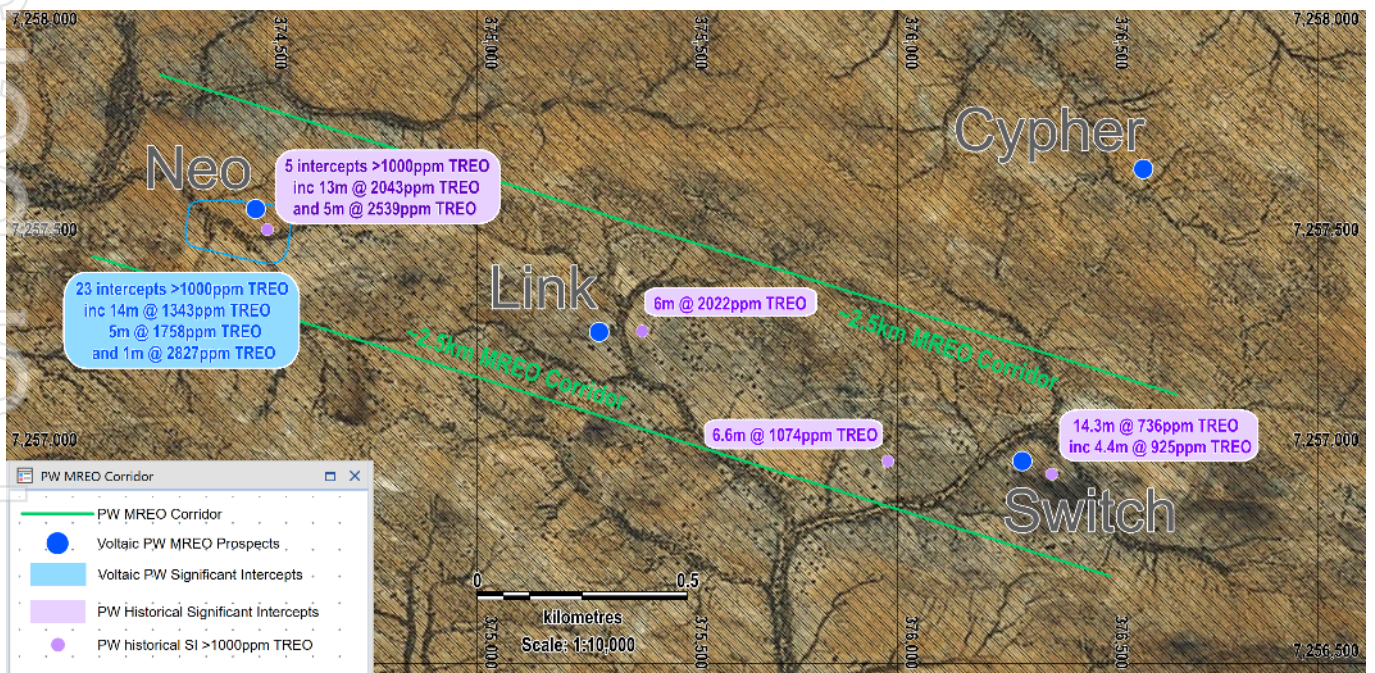
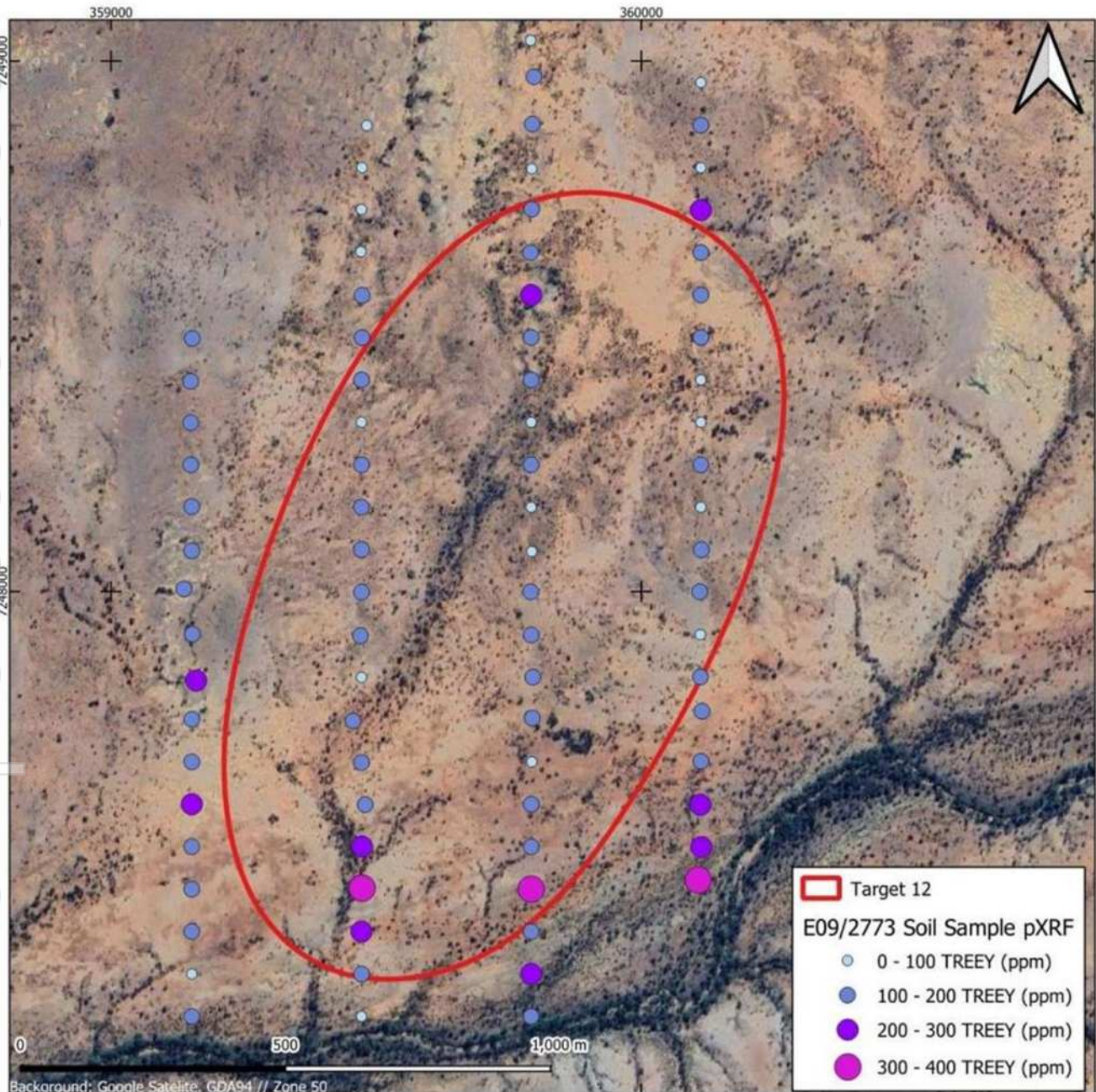


Figure 5. Voltaic Inferred Neo-Link-Switch MREO system at its Paddys Well Project

Voltaic's Critical Minerals focus on its **Inferred Neo-Link-Switch Prospects ~2.5km MREO Corridor** has been bolstered with multiple >1000ppm TREO drill intercepts; enhanced by a multitude of regional significant Rare Earth Oxide (REO) surface geochemical anomalism and dispersion associated within influence of the Chalba Shear Zone (CSZ).

Regional Carbonatite Target 12 which occurs as a circular anomaly on E09/2773 has been named '**Soren Carbonatite**'. The conceptual and geophysical anomaly was delineated by pXRF soils in the previous quarter, as an interpreted REE halo by TREY (Total Rare Earths + Yttrium ppm) with several sample points in the 300-400ppm TREY range. A total of 83 soil samples have now been submitted for multi-element and REE analysis.



E09/2773 Target 12 pXRF soils by TREY

**Figure 6.** Paddys Well E09/2773 Soren Carbonatite Target 12 pXRF (by TREY ppm)

## Ti Tree Project - Gascoyne

Ownership 100% | Western Australia | Farm-out / Joint Venture to Delta Lithium

### Lithium

The Ti Tree Project is located in Western Australia’s Gascoyne Region within the ‘Volta Corridor’, an 80km interpreted prospective corridor of lithium, caesium, tantalum (LCT)-bearing pegmatites containing Delta Lithium’s Yinnietharra lithium discovery. The Corridor is underlain by the Thirty-Three Supersuite – a belt of granitic plutons (intrusions) that have previously been shown to be fertile for LCT mineralisation.

In Q1-2024, Voltaic entered into a Farm-in and Joint Venture Agreement (“the Agreement”) with Delta Lithium Limited (ASX:DLI), (**Delta**) to expand the exploration of the Company’s Ti Tree Lithium Project. Details of this strategic \$12 million Agreement have been provided previously<sup>6</sup>.

Delta has had exploration teams completing extensive exploration programs across its Yinnietharra Project which includes the Exploration Licenses that fall under the Agreement with Voltaic with an extensive geochemical sampling and mapping program over priority areas. Drill target areas are being prioritised for upcoming Q4 2025 drill testing.

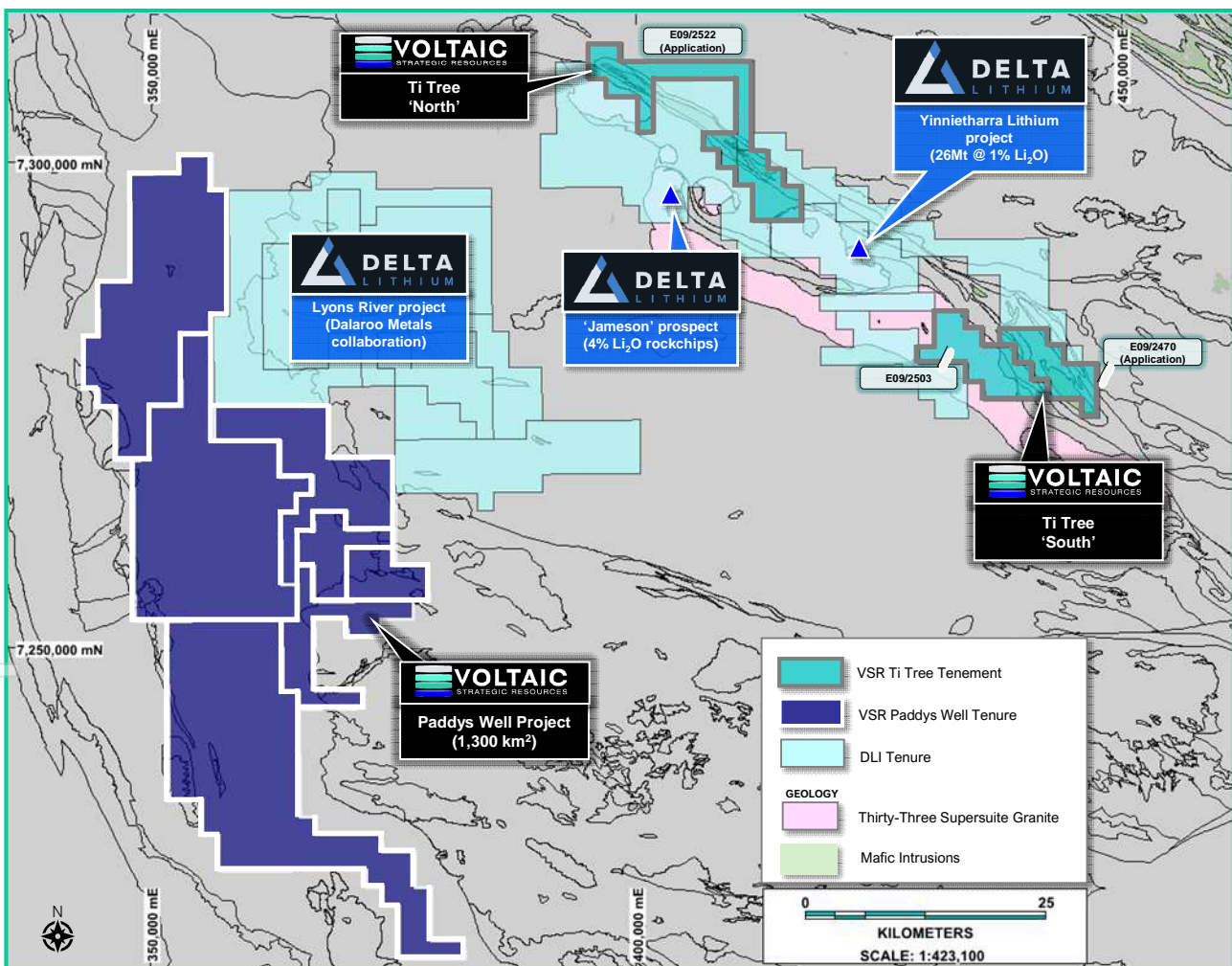


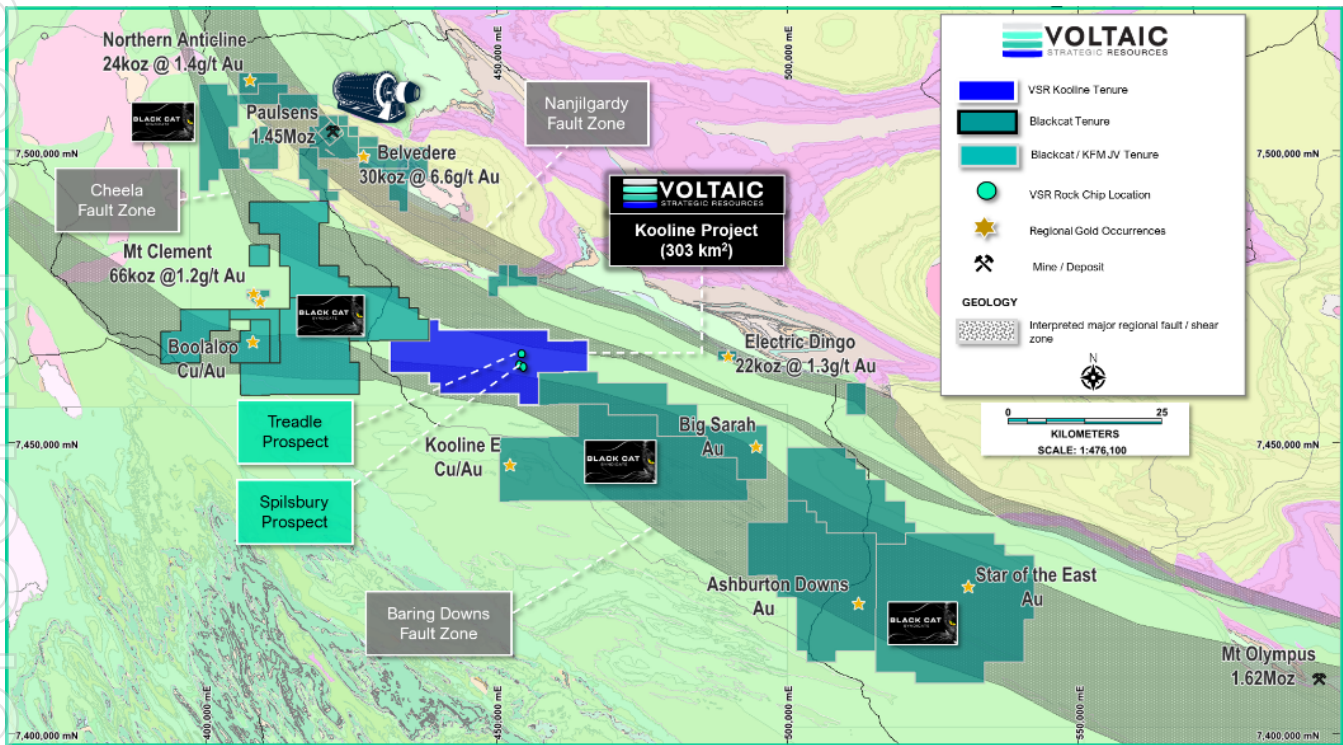
Figure 7. Ti Tree & Paddys Well project map. Neighbouring Delta Lithium’s Yinnietharra tenure also shown.

Progress continues in relation to the granting of E09/2470 with an agreement reached between VSR and DLI in relation to overlapping claims. It is expected that the granting of this tenement, and review of surface geochemistry work to date, will lead to further surface work being done on this section of the Ti Tree Farm-in. DLI is progressing with native title and heritage surveys to enable an expanded program to be undertaken from Q1 2026.

<sup>6</sup> ASX announcement dated 11<sup>th</sup> March 2024 - Transformational \$12 million Farm-in and Joint Venture Agreement with Delta Lithium Ltd

**Kooline Project - Ashburton**  
**Ownership 100% | Western Australia**  
**Gold, Base Metals**

The Kooline Project comprises a single exploration license application (E 08/3314) covering an area of 303km<sup>2</sup>, located approximately 350 km northeast of Carnarvon, Western Australia. The project is positioned 40km south of the Paulsens Gold Mine, operated by Black Cat Syndicate (ASX: BC8). The Paulsen Gold Mine has produced over 900,000 ounces of gold since 2005. Kooline is situated within the west-northwest trending Wyloo Anticlinal Dome, an area known for its potential to host mesothermal orogenic lode-style gold deposits, similar to the quartz vein-hosted mineralisation at the Paulsens deposit. Historical surface sampling conducted by Northern Star Resources at Kooline identified gold anomalies, further supported by limited shallow drilling, confirming gold mineralisation and highlighting strong potential for continued exploration.



*Figure 8. Voltaic's Kooline Gold project location within prolific gold district*

No substantial exploration activity has been carried out on this project in the last quarter.

**Woodlark Gold Mine, Papua New Guinea**  
**4.2% ownership of Geopacific Resources Ltd (ASX:GPR) (Geopacific)**

Voltaic has a strategic equity interest in Geopacific which has advanced its exploration and resource growth programs at the Woodlark Gold Project in Papua New Guinea during the September 2025 quarter. Geopacific commenced an extensive ~30,000 m reverse circulation (RC) and diamond drilling program designed to expand the existing 1.67 Moz Mineral Resource and test new discovery opportunities across multiple targets. Drilling activities were supported by auger geochemistry, trenching and geotechnical investigations to inform potential mine development.



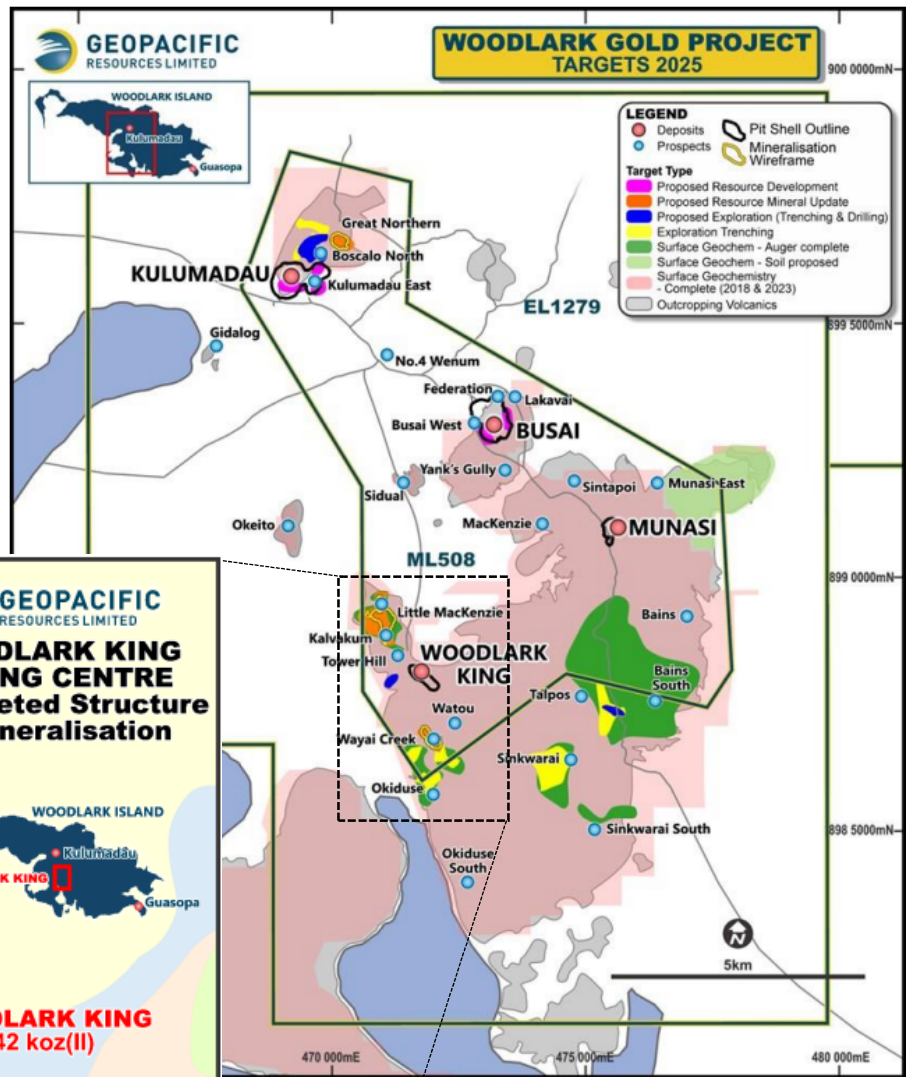


Figure 10. Project Trench & Drill Targets 2025 highlighting current active exploration locations.<sup>7</sup>

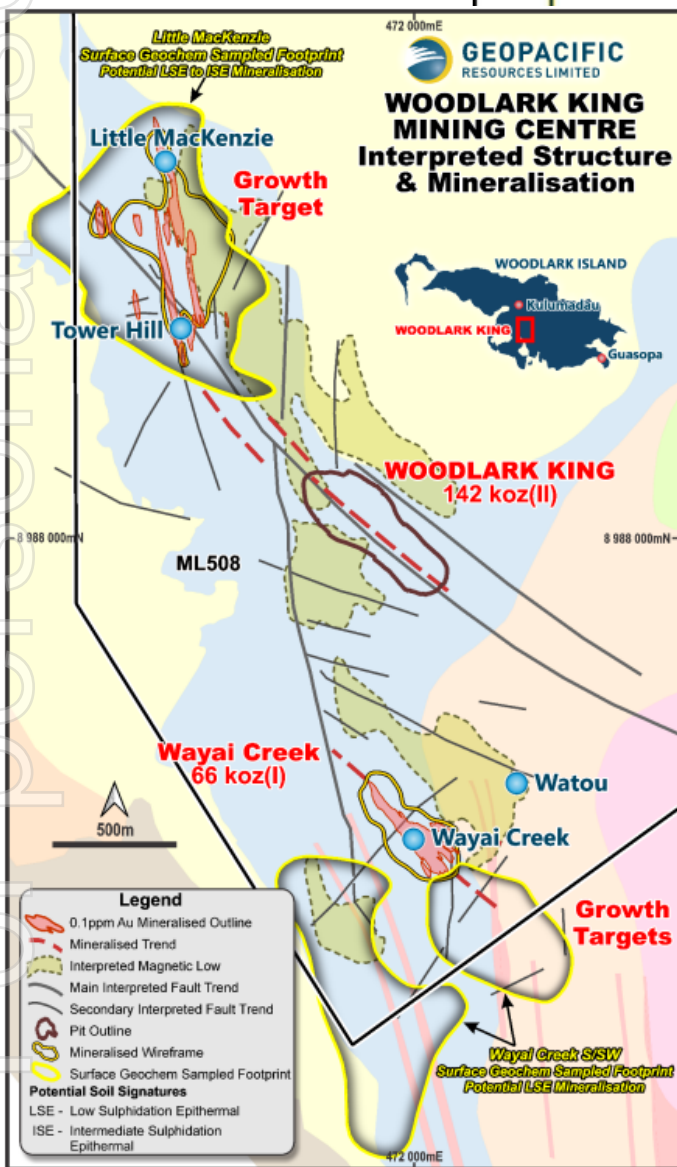


Figure 11. Little MacKenzie & Wayai Creek (& S/SW) with anomalous footprints of mineralisation >1 km hosted in Okiduse Volcanics.<sup>7</sup>

<sup>7</sup> Geopacific Resources Ltd (ASX: GPR) ASX announcement dated 8 August 2025

Geopacific's reactivation of systematic exploration across Woodlark reflects growing confidence in the project's scale potential, supported by consistently strong surface sampling results and encouraging early drilling intersections.

## Corporate

### Financial Commentary

As at 30 September 2025, that Company has a cash balance of \$2.6 million and is holding listed securities (Geopacific Resources Ltd) to the value of \$5.3 million which places the Company in a very strong cash and liquid asset position for future exploration and acquisition opportunities.

Operating cash outflow for the quarter was \$105,000 with inflows of interest (\$9,000) and receipts from R&D tax rebate (\$97,000) offsetting these outgoings. Exploration expenditure for the quarter was \$116,000 (classified in Investing activities as these costs are capitalised). Investment in listed securities held were disposed which resulted in receipts of \$488,000. The quarterly cashflow report (Appendix 5B) for the current period provides an overview of the Company's financial activities.

As at 31 December 2024, the Company had 567,550,214 ordinary shares on issue. In addition, there are 81,999,925 list options (VSRO – exercise price \$0.08, expiry date 30 June 2026) and 221,524,167 unlisted options on issue (of which 196,274,167 have an exercise price of \$0.03 and an expiry date of 5 October 2025). The unlisted options that were exercisable at 3 cents per share expired on 5 October 2025 with no options in this class being exercised. There are a further 50,000,000 performance rights on issue with various vesting conditions.

Payments to related parties of the entity and their associates totalled \$35,000 which was made up of Director's fees.

## Tenement List

A full list of tenements held by the Company is shown below.

Project Group	Project Name	Tenement Number	Status	Primary Prospectivity	Acquired during qtr	Disposed during qtr	Area (km <sup>2</sup> )	
Gascoyne Critical Metals	PADDYS WELL	E 09/2663	Application	Lithium REE	-	-	47	
		E 09/2669	Application		-	-	205	
		E 09/2414	Live		-	-	40	
		E 09/2774	Live		-	-	277	
		E 09/2744	Application		-	-	342	
		E 09/2773	Live		-	-	388	
	TALGA	E 08/3303	Application	Ni-Cu-Co-PGE Co-Mn	-	-	343	
		E 08/3420	Live		-	-	185	
	TI TREE		E 09/2503	Live	Lithium	-	-	59
			E 09/2470	Application		-	-	44
			E 09/2522	Application		-	-	109
	KOOLINE		E 08/3314	Live	Cu-Au Base Metals	-	-	303
Meekatharra Gold & Base Metals	BUNDIE BORE	E 51/1909	Live	Au Base Metals	-	-	102	
		E 51/1946	Live		-	-	19	
		P 51/3145	Live		-	-	2	
		P 51/3146	Live		-	-	2	
		P 51/3147	Live		-	-	2	
	BLUEBIRD SOUTH		E 51/2022	Live	Au Base Metals	-	-	70
	CUE		E 51/2057	Live	Au Base Metals	-	-	70

## Previous Disclosure

The information in this announcement is based on the following Voltaic Strategic Resources Limited ASX announcements, which are all available from the Voltaic Strategic Resources website [www.voltaicstrategicresources.com](http://www.voltaicstrategicresources.com) and the ASX website [www.asx.com.au](http://www.asx.com.au).

## Competent Person Statement

The information in this announcement related to Exploration Results is based on and fairly represents information compiled by Mr Claudio Sheriff-Zegers. Mr Sheriff-Zegers is employed as an Exploration Manager for Voltaic Strategic Resources Ltd and is a member of the Australasian Institute of Mining and Metallurgy. He has sufficient experience of relevance to the styles of mineralisation and types of deposits under consideration and to the activities undertaken to qualify as a Competent Person as defined in the 2012 Edition of the Joint Ore Reserves Committee (JORC) Australasian Code for Reporting of Exploration Results, Mineral Resources and Ore Reserves. He consents to the inclusion in this announcement of the matters based on information in the form and context in which they appear.

## Forward-Looking Statements

This announcement may contain forward-looking statements involving several risks and uncertainties. These forward-looking statements are expressed in good faith and believed to have a reasonable basis. These statements reflect current expectations, intentions or strategies regarding the future and assumptions based on currently available information.

Should one or more of the risks or uncertainties materialise, or underlying assumptions prove incorrect, actual results may vary from the expectations, intentions and strategies described in this announcement.

No obligation is assumed to update statements if these beliefs, opinions, and estimates should change or to reflect other future development.

### **Map Coordinates**

All coordinates in MGA Zone 50 GDA.

**Release authorised by the Board of Voltaic Strategic Resources Ltd.**

For more information, please contact:

**Daniel Raihani**

Chairman

Phone: +61 8 6245 9821

[daniel.raihani@voltaicresources.com](mailto:daniel.raihani@voltaicresources.com)

**Gabriel Chiappini**

Compliance Officer and Company Secretary

Phone +61 8 6245 9821

[gabriel@laurus.net.au](mailto:gabriel@laurus.net.au)

For personal use only



ACN 138 145 114

## Appendix 5B

### Mining exploration entity or oil and gas exploration entity quarterly cash flow report

**Name of entity**

Voltaic Strategic Resources Limited

**ABN**

66 138 145 114

**Quarter ended ("current quarter")**

30 September 2025

Consolidated statement of cash flows	Current quarter (Q3-25)	Year to date (9 months)
	\$'000	\$'000
<b>1. Cash flows from operating activities</b>		
1.1 Receipts from customers	-	-
1.2 Payments for		
(a) exploration & evaluation (if expensed)	-	-
(b) development	-	-
(c) production	-	-
(d) staff costs	(84)	(205)
(e) administration and corporate costs	(22)	(152)
1.3 Dividends received (see note 3)	-	-
1.4 Interest received	9	82
1.5 Interest and other costs of finance paid	-	(19)
1.6 Income taxes paid	-	-
1.7 Research and development refunds	-	-
1.8 Other (provide details if material)	97	129
<b>1.9 Net cash from / (used in) operating activities</b>	<b>1</b>	<b>(165)</b>
1.8 Other income is proceeds from R&D Rebate.		

## Mining exploration entity or oil and gas exploration entity quarterly cash flow report

Consolidated statement of cash flows	Current quarter (Q3-25)	Year to date (9 months)
	\$'000	\$'000
<b>2. Cash flows from investing activities</b>		
2.1 Payments to acquire or for:		
(a) entities	-	-
(b) tenements (see item 10)	-	-
(c) property, plant and equipment	-	(44)
(d) exploration & evaluation (if capitalised)	(116)	(478)
(e) investments	488	(2,175)
(f) other non-current assets	-	-
2.2 Proceeds from the disposal of:		
(a) entities	-	-
(b) tenements (see item 10)	-	-
(c) property, plant and equipment	-	1
(d) investments	-	-
(e) other non-current assets	-	-
2.3 Cash flows from loans to other entities	-	-
2.4 Dividends received (see note 3)	-	-
2.5 Other (provide details if material)	-	-
<b>2.6 Net cash from / (used in) investing activities</b>	<b>372</b>	<b>(2,695)</b>
<b>3. Cash flows from financing activities</b>		
3.1 Proceeds from issues of equity securities (excluding convertible debt securities)	-	-
3.2 Proceeds from issue of convertible debt securities	-	-
3.3 Proceeds from exercise of options	-	-
3.4 Transaction costs related to issues of equity securities or convertible debt securities	-	-
3.5 Proceeds from borrowings	-	2,080
3.6 Repayment of borrowings	-	(2,080)
3.7 Transaction costs related to loans and borrowings	-	-
3.8 Dividends paid	-	-
3.9 Other (provide details if material)	-	-
<b>3.10 Net cash from / (used in) financing activities</b>	<b>-</b>	<b>-</b>

## Mining exploration entity or oil and gas exploration entity quarterly cash flow report

Consolidated statement of cash flows		Current quarter (Q3-25)	Year to date (9 months)
		\$'000	\$'000
<b>4.</b>	<b>Net increase / (decrease) in cash and cash equivalents for the period</b>		
4.1	Cash and cash equivalents at beginning of period	2,182	5,415
4.2	Net cash from / (used in) operating activities (item 1.9 above)	1	(165)
4.3	Net cash from / (used in) investing activities (item 2.6 above)	372	(2,695)
4.4	Net cash from / (used in) financing activities (item 3.10 above)	-	-
4.5	Effect of movement in exchange rates on cash held	-	-
<b>4.6</b>	<b>Cash and cash equivalents at end of period</b>	<b>2,555</b>	<b>2,555</b>

<b>5.</b>	<b>Reconciliation of cash and cash equivalents</b> at the end of the quarter (as shown in the consolidated statement of cash flows) to the related items in the accounts	Current quarter \$'000	Previous quarter \$'000
5.1	Bank balances	2,555	2,095
5.2	Call deposits	-	-
5.3	Bank overdrafts	-	-
5.4	Other (provide details)	-	-
<b>5.5</b>	<b>Cash and cash equivalents at end of quarter (should equal item 4.6 above)</b>	<b>2,555</b>	<b>2,095</b>

**6. Payments to director of the entity and their associates**

- |     |  | Current quarter<br>\$'000 |
|-----|--|---------------------------|
| 6.1 | Aggregate amount of payments to directors and their associates included in item 1                    | (35)                      |
| 6.2 | Aggregate amount of payments to directors and their associates included in item 2                    | -                         |
| 6.3 | Include below any explanation necessary to understand the transactions included in items 6.1 and 6.2 |                           |

Explanation regarding the transactions included in items 6.1 above:

Director Fees paid to D Raihani, J Hannaford and M Walshe - \$35k

Explanation regarding the transactions included in items 6.2 above:

N/A

## Mining exploration entity or oil and gas exploration entity quarterly cash flow report

7. <b>Financing facilities</b> <i>Note: the term "facility" includes all forms of financing arrangements available to the entity. Add notes as necessary for an understanding of the sources of finance available to the entity.</i>	<b>Total facility amount at quarter end \$'000</b>	<b>Amount drawn at quarter end \$'000</b>
7.1 Loan facilities	-	-
7.2 Credit standby arrangements	-	-
7.3 Other (please specify)	-	-
7.4 <b>Total financing facilities</b>	-	-
7.5 <b>Unused financing facilities available at quarter end</b>		-
7.6 Include in the box below a description of each facility above, including the lender, interest rate, maturity date and whether it is secured or unsecured. If any additional financing facilities have been entered into or are proposed to be entered into after quarter end, include a note providing details of those facilities as well.		

8. <b>Estimated cash available for future operating activities</b>	<b>\$'000</b>
8.1 Net cash from / (used in) operating activities (Item 1.9)	(1)
8.2 Capitalised exploration & evaluation (Item 2.1(d))	116
8.3 Total relevant outgoings (Item 8.1 + Item 8.2)	115
8.4 Cash and cash equivalents at quarter end (Item 4.6)	2,555
8.5 Unused finance facilities available at quarter end (Item 7.5)	-
8.6 Total available funding (Item 8.4 + Item 8.5)	2,555
8.7 <b>Estimated quarters of funding available (Item 8.6 divided by Item 8.3)</b>	22

*Note: if the entity has reported positive relevant outgoings (ie a net cash inflow) in item 8.3, answer item 8.7 as "N/A". Otherwise, a figure for the estimated quarters of funding available must be included in item 8.7.*

8.8 If Item 8.7 is less than 2 quarters, please provide answers to the following questions:
8.8.1. Does the entity expect that it will continue to have the current level of net operating cash flows for the time being and, if not, why not?
<b>Answer:</b> N/A
8.8.2. Has the entity taken any steps, or does it propose to take any steps, to raise further cash to fund its operations and, if so, what are those steps and how likely does it believe that they will be successful?
<b>Answer:</b> N/A
8.8.3. Does the entity expect to be able to continue its operations and to meet its business objectives and, if so, on what basis?
<b>Answer:</b> N/A
<i>Note: where item 8.7 is less than 2 quarters, all of questions 8.8.1, 8.8.2 and 8.8.3 above must be answered.</i>

**Compliance statement**

- 1 This statement has been prepared in accordance with accounting standards and policies which comply with Listing Rule 19.11A.
- 2 This statement gives a true and fair view of the matters disclosed.

Date: .....29./10./2025.....

Authorised by: The Board  
(Name of body or officer authorising release – see note 4)

**Notes**

1. This quarterly cash flow report and the accompanying activity report provide a basis for informing the market about the entity's activities for the past quarter, how they have been financed and the effect this has had on its cash position. An entity that wishes to disclose additional information over and above the minimum required under the Listing Rules is encouraged to do so.
2. If this quarterly cash flow report has been prepared in accordance with Australian Accounting Standards, the definitions in, and provisions of, *AASB 6: Exploration for and Evaluation of Mineral Resources* and *AASB 107: Statement of Cash Flows* apply to this report. If this quarterly cash flow report has been prepared in accordance with other accounting standards agreed by ASX pursuant to Listing Rule 19.11A, the corresponding equivalent standards apply to this report.
3. Dividends received may be classified either as cash flows from operating activities or cash flows from investing activities, depending on the accounting policy of the entity.
4. If this report has been authorised for release to the market by your board of directors, you can insert here: "By the board". If it has been authorised for release to the market by a committee of your board of directors, you can insert here: "By the [name of board committee – eg Audit and Risk Committee]". If it has been authorised for release to the market by a disclosure committee, you can insert here: "By the Disclosure Committee".
5. If this report has been authorised for release to the market by your board of directors and you wish to hold yourself out as complying with recommendation 4.2 of the ASX Corporate Governance Council's *Corporate Governance Principles and Recommendations*, the board should have received a declaration from its CEO and CFO that, in their opinion, the financial records of the entity have been properly maintained, that this report complies with the appropriate accounting standards and gives a true and fair view of the cash flows of the entity, and that their opinion has been formed on the basis of a sound system of risk management and internal control which is operating effectively.