

ASX RELEASE

29 October 2025

Quarterly Activities and Appendix 4C September 2025

- Total group sales of sustainable products were \$3.7m in Q1 FY26, up 2.0% on prior corresponding period (PCP)
- Council and Waste channel sales of \$1.7m, up 103.8% on PCP and 21.7% quarter on quarter (QOQ).
- Global MyEco® product sales were \$1.0m in Q1 FY26 up 8.0% on PCP and remain the category leader in both Coles and Woolworths, with Australia sales up 17.9% on PCP
- Total group sales were down 9.2% QOQ predominantly due to delivery of a significant order for UK's Home Bargains white label product launch in Q4 FY25
- Gross margin of 24.2% in Q1 FY26, up on PCP of 18.5%
- Net operating cash flows of -\$0.5m in Q1 FY26
- Cash balance of \$2.9m at 30 September 2025, with no bank debt and an unused financing facility of up to \$1.0m¹
- The operational restructure remains on track to deliver approximately \$2.5m in fixed cost savings during FY26.
- Sales strategy remains focused on delivering positive EBITDA in the medium term

The Board of MyEco Group Ltd (ASX: MCO, "MyEco Group" or "the Company"), a leading developer and manufacturer of sustainable packaging and materials, presents its Quarterly Activities Report and Appendix 4C Quarterly Cash Flow Statement for the September 2025 quarter. All figures are in A\$ and are provided on an unaudited basis.

Sales Update

The following sales update is consistent with our 16 October 2025 ASX release.

On a PCP basis, the highlighted growth in new customers and markets in MyEco® Australia and Councils/Waste channels has helped offset declines in resin sales, white label sales and the anticipated growth that has not materialised in the U.S. due to recent U.S. tariff policy changes. These policy shifts have impacted both MyEco® Global and White Label sales. The Company believes the tariff related challenges will be medium-term in nature and is actively monitoring market conditions in the U.S. while working closely with its distribution partner to open new "big box" store markets for its products outside the U.S.

Softer resin sales stemming from the Group's decision to prioritise production capacity for its own MyEco® products and due to volatile resin market conditions have previously been flagged and are expected to continue showing PCP declines until the third quarter of this financial year.

Importantly, the Company remains focussed on identifying and advancing opportunities that have the potential to deliver step-change growth in Australia and across global markets.

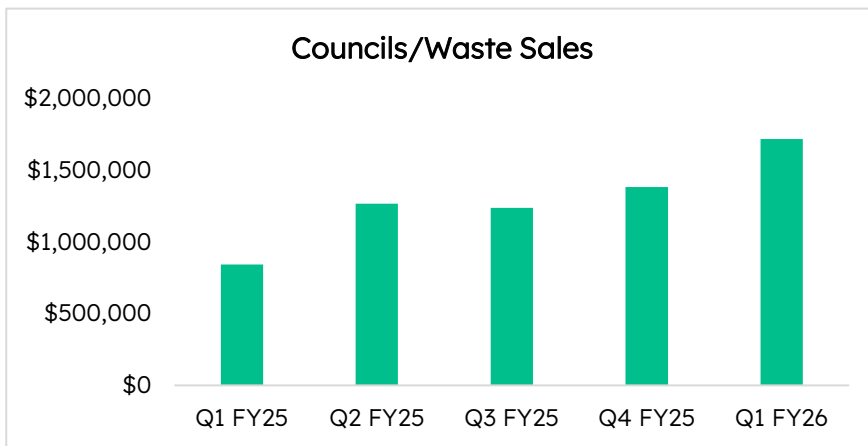
¹ The drawn amount at any given time is a maximum of \$1.0 million and cannot exceed 80% of eligible trade receivables held by Cardia Bioplastics Australia (wholly owned subsidiary of MyEco Group)

On a QOQ basis total group sales are down primarily due to the impact of a significant white label product launch in Q4 FY25 to Home Bargains in the UK, which created a high comparative base. Following major launches into new markets or large retailers, reorder volumes typically take time to build as customers draw down on their initial first fill delivery.

Council and Waste Channel

Q1 FY26 sales were up 103.8% on PCP and 21.7% QOQ. The strong result included \$0.9m in sales from the Ballarat Council tender won in FY25, which was rolled out to over 55,000 residential households in Q1 FY26.

The Company now supplies 59 councils in Australia, and expects that there will be further rollouts of FOGO (Food Organics Garden Organics) programs aimed at diverting food waste from landfill to organic composting. Council sales are expected to grow in FY26, supported by continued FOGO program rollouts and increasing household adoption. This trend is particularly evident in NSW where from 1 July 2026 supermarkets, institutions, and hospitality businesses will be required to start implementing a source separated food organics waste collection service. The NSW Government has also mandated universal household FOGO services by July 2030.



Retail Channels

Global MyEco® Products

Q1 FY26 sales were up 8.0% on PCP and down 16.9% QOQ. The Company continues to hold a category leadership position in compostable bin liners and kitchen caddies across both Coles and Woolworths, with compostable carry-bag sales remaining steady in Ritchies. It is not unusual to see lumpiness in quarterly sales from time to time to the large supermarkets due to expected promotional activities by the Company and its competitors.

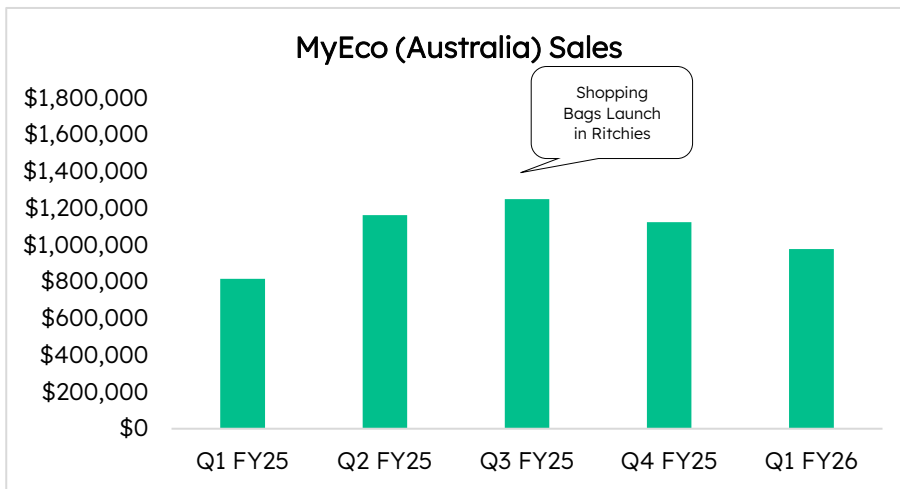
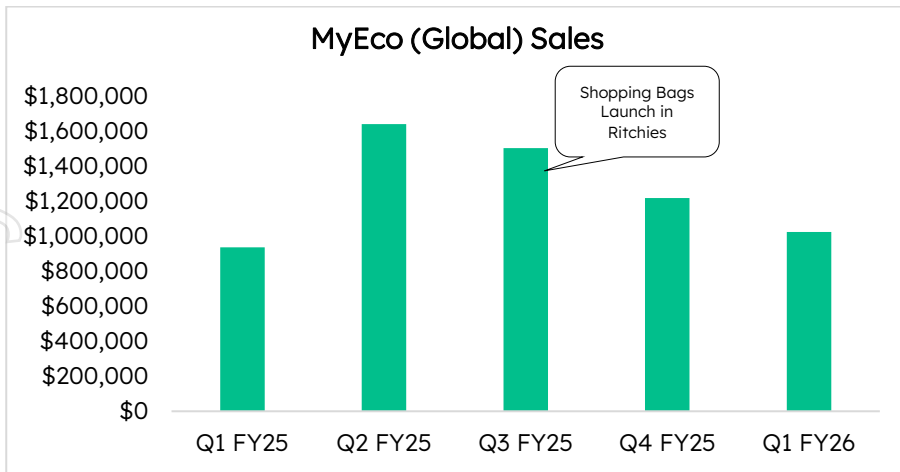
MyEco® products currently hold a 39% market share across 858 Coles stores² and a 62% market share across 1,111 Woolworths stores³.

The Company is focused on expanding its network of independent distributors in Australia and continues to pursue expansion of its product range at Coles and Woolworths. The focus abroad is to grow sales in "big box" store markets outside of the U.S. such as Mexico and Canada to help mitigate uncertainty in trading conditions resulting from recent U.S. Government tariff policy changes.

² IRI Scan Data 2/10/24 to 30/9/25

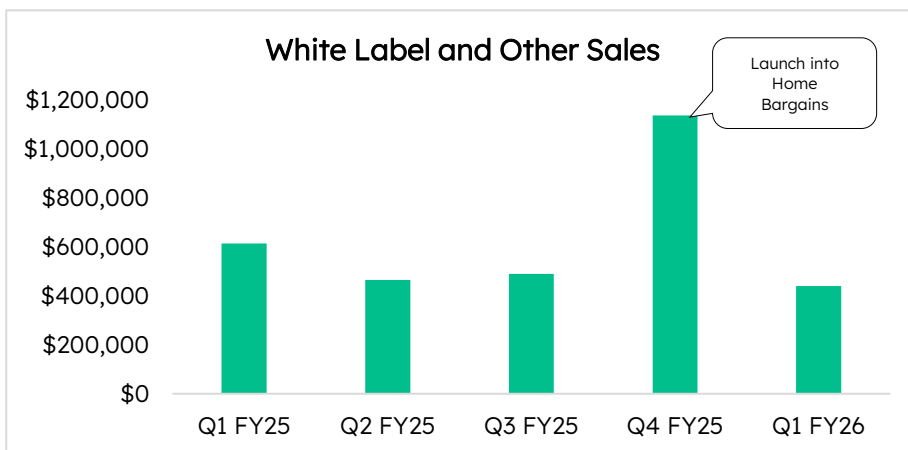
³ Quantum Scan Data 2/10/24 to 30/9/25

For personal use only



White Label

Q1 FY26 sales were \$0.4m in Q1 FY26, down 26.7% on PCP and 59.7% QOQ. Trading performance on PCP was partly impacted by uncertainty following recent changes in U.S. Government tariff policies. Lower sales compared to the previous quarter is predominantly due to commencement of supply to Home Bargains, a leading UK variety retailer with over 600 stores, which established a higher comparative base period in Q4 FY25. Following launches into major new markets or large retailers, reorder volumes typically take time to build as customers draw down their initial first-fill inventory.



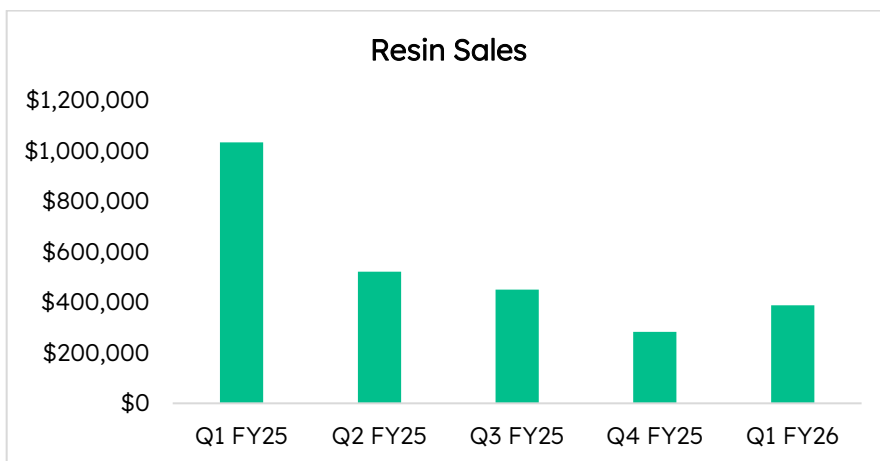
Corporate Channels

Resin

Q1 FY26 sales were down 62.5% on PCP and up 37.1% QOQ. As advised in the prior year, the decline on PCP is driven by MyEco Group's strategy of prioritising resin capacity for manufacture of its own MyEco® products and due to volatile resin market conditions. These are expected to continue showing PCP declines until the third quarter of this financial year.

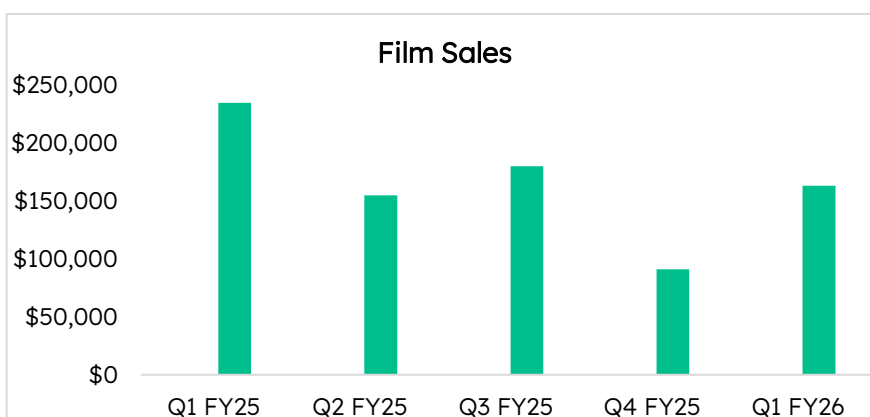
The Company continues to maintain its presence through mutually beneficial partnerships with key distributors and resin sales to major converters, while also working with prospective customers to develop resins for use in blue-chip branded products.

MyEco Group also continues with the development of more technologically advanced resins, in collaboration with the Solving Plastic Waste Cooperative Research Centre and RMIT scientists, to further enhance sustainability and broaden the array of applications for compostable packaging, in particular for food.



Film

Film sales represent a relatively small component of the business and the Q1 FY26 sales of \$0.2m were down 30.6% on PCP and up 79.1% QOQ. The Company is actively developing distribution channels to support the expansion of its compostable and sustainable film products. New supply opportunities are being pursued for newspaper wrapping film, while magazine wrapping film sales continue to grow, albeit from a low base, and could grow further if the new clearer grade is approved by a prospective customer.



Draft Victorian Service Standard Update

The Company continues to play a major role in advocating for government support of certified compostable products and addressing misinformation surrounding compostable plastics. While the Victorian Government has yet to release a formal decision on the Draft Service Standard, that proposes a ban on compostable bin liners in the FOGO waste stream, the Company has continued to actively engage with the Victorian Minister for Environment and has held productive discussions with the Minister's office. These engagements have helped dispel misconceptions and incorrect public claims about compostable caddy liners. Whilst no decision has been announced, the Company continues to advocate, in conjunction with the Australian Bioplastics Association (ABA) and the Australian Organics Recycling Association (AORA), for a policy outcome that aligns with other Australian jurisdictions that enthusiastically support certified compostable liners.

Product Development

As mentioned earlier in the Sales Update section, MyEco Group continues to work with the Australian Government funded Solving Plastic Waste Cooperative Research Centre, as well as RMIT scientists, to develop more technologically advanced resins to enhance sustainability and broaden the array of applications for compostable packaging, in particular for food. This collaboration is also generating additional data to enable more informed decisions regarding the acceptance of flexible compostable alternatives to conventional plastic packaging by stakeholders. Projects are progressing in alignment with the milestones agreed with the Federal Government.

As also stated in the Sales Update, in-house development activities continue with prospective customers of resins for use in blue-chip branded products, with film and bag products.

Cash Flow Update

Net operating cash flows were negative \$0.5m in Q1 FY26. Cash receipts from customers in Q1 FY26 were \$4.0m, down \$0.4m QOQ due to lower sales in Q1 FY26. Cash payments to suppliers/employees in Q1 FY26 were \$4.5m, down \$0.1m QOQ. Capital expenditure amounted to \$0.04m during the quarter.

The cash balance as at 30 September 2025 was \$2.9m, with no bank debt, and an unused financing facility of up to \$1.0m.⁴

Pursuant to ASX Listing Rule 4.7C, as noted in Section 6.1 of the Company's Appendix 4C Cashflow Statement, payments made to related parties and their associates totals \$185,898 for Q1 FY26 relating to Directors' remuneration and fees.

The cash outflows reported at Item 3.9 comprise \$153,242 of principal lease payments recognised under IFRS 16 and \$24,462 of interest paid on convertible notes during the quarter.

Outlook

Growth in new customers and markets in MyEco® Australia and Councils/Waste channels has helped offset softer resin volumes and anticipated sales growth which has not materialised due to recent U.S. tariff policy changes. These aforementioned channels are expected to remain key drivers of expansion going forward.

⁴ The drawn amount at any given time is a maximum of \$1.0 million and cannot exceed 80% of eligible trade receivables held by Cardia Bioplastics Australia (wholly owned subsidiary of MyEco Group)

The Company continues to actively monitor the potential impact of recent U.S. tariff policy changes and related supply chain volatility on its U.S. growth strategy, while remaining focussed on identifying and advancing growth opportunities in "big box" store markets outside of the U.S. such as Mexico and Canada.

Based on current FOGO orders and contracted volumes, sales to Councils are expected to grow in FY26, supported by the continued rollout of FOGO programs and rising household adoption of food scrap diversion to organic composting. As stated earlier, this trend is particularly evident in NSW where from 1 July 2026 supermarkets, institutions, and hospitality businesses will be required to start implementing a source separated food organics waste collection service. The NSW Government has also mandated universal household FOGO services by July 2030 (refer to MyEco Group's ASX Announcement dated 26 February 2025). These regulatory developments provide a strong medium-term demand pipeline for MyEco's compostable products and underpin confidence in sustained growth.

With the operational restructure now finalised, the Company is embedding its refined sales strategy and restructuring initiatives, positioning it to deliver long-term sales growth, improved margins, and a clear pathway to profitability. The operational restructure remains on track to deliver approximately \$2.5 million in fixed cost savings during FY26.

This announcement was authorised for release by the Board of MyEco Group Ltd.

For more information, please contact:

Richard Tegoni
CEO and Executive Director
+61 411 110 901
rtegoni@myeco.group

About MyEco Group Ltd (ASX: MCO) About MyEco Group Ltd (ASX: MCO)

MyEco Group Ltd (ASX: MCO) is a leading developer and manufacturer of sustainable packaging and materials. MyEco Group supplies its packaging products, proprietary biodegradable and compostable resins, and films to a blue-chip global customer base. MyEco Group is integrated from resin production, into bags and film and can develop bespoke compostable solutions for a range of applications.

MyEco Group holds a strong patent portfolio and a brand that is growing both domestically and internationally.

The Company's headquarters and Global Product Development Centre are based in Melbourne, Australia. MyEco Group has a Product Development Centre and a manufacturing plant for resins and finished products in China.

MyEco Group has sales offices or representation in Australia, Malaysia, China, Mexico and the USA, with a network of reputable distributors across the Americas, Europe and Asia.

Disclaimer and Explanatory Notes Forward Looking Statements

This document may include forward looking statements. Forward looking statements include, but are not necessarily limited to, statements concerning MyEco Group's planned operational program and other statements that are not historic facts. When used in this document, the words such as "could", "plan", "budget", "estimate", "expect", "intend", "may", "potential", "should" and similar expressions are forward looking statements. Although MyEco Group believes its expectations reflected in these are reasonable, such statements involve risks and uncertainties, including but not limited to risks and uncertainties relating to impacts that may arise from Covid-19, and no assurance can be given that actual results will be consistent with these forward-looking statements. MyEco Group confirms that it is not aware of any new information or data that materially affects the information included in this announcement and that all material assumptions and technical parameters underpinning this announcement continue to apply and have not materially changed.

Appendix 4C

Quarterly cash flow report for entities subject to Listing Rule 4.7B

Name of entity

MYECO GROUP LTD

ABN

89 064 755 237

Quarter ended ("current quarter")

30 September 2025

Consolidated statement of cash flows	Current quarter \$A'000	Year to date (3 months) \$A'000
1. Cash flows from operating activities		
1.1 Receipts from customers	3,969	3,969
1.2 Payments for		
(a) research and development	(102)	(102)
(b) product manufacturing and operating costs	(2,864)	(2,864)
(c) advertising and marketing	(322)	(322)
(d) leased assets		
(e) staff costs	(882)	(882)
(f) administration and corporate costs	(318)	(318)
1.3 Dividends received (see note 3)		
1.4 Interest received	3	3
1.5 Interest and other costs of finance paid	(20)	(20)
1.6 Income taxes paid		
1.7 Government grants and tax incentives		
1.8 Other (provide details if material)		
1.9 Net cash from / (used in) operating activities	(536)	(536)

2. Cash flows from investing activities

2.1 Payments to acquire or for:

(a) entities

(b) businesses

	(c) property, plant and equipment	(42)	(42)
	(d) investments		
	(e) intellectual property		
	(f) other non-current assets		
2.2	Proceeds from disposal of:		
	(a) entities		
	(b) businesses		
	(c) property, plant and equipment		
	(d) investments		
	(e) intellectual property		
	(f) other non-current assets		
2.3	Cash flows from loans to other entities		
2.4	Dividends received (see note 3)		
2.5	Other (provide details if material)		
2.6	Net cash from / (used in) investing activities	(42)	(42)

3.	Cash flows from financing activities		
3.1	Proceeds from issues of equity securities (excluding convertible debt securities)		
3.2	Proceeds from issue of convertible debt securities		
3.3	Proceeds from exercise of options		
3.4	Transaction costs related to issues of equity securities or convertible debt securities		
3.5	Proceeds from borrowings		
3.6	Repayment of borrowings		
3.7	Transaction costs related to loans and borrowings		
3.8	Dividends paid		
3.9	Other (principal component of lease payments and interest on convertible notes)	(178)	(178)
3.10	Net cash from / (used in) financing activities	(178)	(178)

For personal use only

4.	Net increase / (decrease) in cash and cash equivalents for the period		
4.1	Cash and cash equivalents at beginning of period	3,618	3,618
4.2	Net cash from / (used in) operating activities (item 1.9 above)	(536)	(536)
4.3	Net cash from / (used in) investing activities (item 2.6 above)	(42)	(42)
4.4	Net cash from / (used in) financing activities (item 3.10 above)	(178)	(178)
4.5	Effect of movement in exchange rates on cash held	(2)	(2)
4.6	Cash and cash equivalents at end of period	2,860	2,860

5.	Reconciliation of cash and cash equivalents at the end of the quarter (as shown in the consolidated statement of cash flows) to the related items in the accounts	Current quarter \$A'000	Previous quarter \$A'000
5.1	Bank balances	2,860	3,618
5.2	Call deposits	-	-
5.3	Bank overdrafts	-	-
5.4	Other (provide details)	-	-
5.5	Cash and cash equivalents at end of quarter (should equal item 4.6 above)	2,860	3,618

6.	Payments to related parties of the entity and their associates	Current quarter \$A'000
6.1	Aggregate amount of payments to related parties and their associates included in item 1	186
6.2	Aggregate amount of payments to related parties and their associates included in item 2	

Note: if any amounts are shown in items 6.1 or 6.2, your quarterly activity report must include a description of, and an explanation for, such payments.

7. Financing facilities <i>Note: the term “facility’ includes all forms of financing arrangements available to the entity.</i> <i>Add notes as necessary for an understanding of the sources of finance available to the entity.</i>	Total facility amount at quarter end \$A’000	Amount drawn at quarter end \$A’000
7.1 Loan facilities	1,000	-
7.2 Credit standby arrangements		
7.3 Other (please specify)		
7.4 Total financing facilities		
7.5 Unused financing facilities available at quarter end		1,000
<p>Include in the box below a description of each facility above, including the lender, interest rate, maturity date and whether it is secured or unsecured. If any additional financing facilities have been entered into or are proposed to be entered into after quarter end, include a note providing details of those facilities as well.</p>		
7.6	<p>MyEco Group Ltd (ASX: MCO) (“the Company”) entered into a \$1.0 million secured debt facility with Tradeplus24 (TP24) to help fund the working capital requirements necessary to meet future sales growth expected in the second half of FY25, while being non-dilutive to existing shareholders.</p> <p>Key Terms of the Facility</p> <ul style="list-style-type: none"> • The drawn amount at any given time is a maximum of \$1.0 million and cannot exceed 80% of eligible trade receivables held by Cardia Bioplastics Australia (wholly owned subsidiary of MyEco Group) • The current interest rate of the Facility is 12.3176% per annum, with a portion tied to the 30-day bank bill swap rate bid rate as at midday on the first working day of each month plus a fixed margin of 8.0%. Interest is only payable on amount drawn out of the facility at any given time. • The facility is repayable by 28 February 2026 and can be renewed by mutual agreement • The Facility is secured by a security interest over the trade receivables of Cardia Bioplastics Australia and all of the Company’s assets, a Deed of Subordination over intercompany loans of Cardia Bioplastics Australia, and the Company’s guarantee of the performance of Cardia Bioplastics Australia’s obligations 	

For personal use only

8. Estimated cash available for future operating activities	\$A'000
8.1 Net cash from / (used in) operating activities (item 1.9)	(536)
8.2 Cash and cash equivalents at quarter end (item 4.6)	2,860
8.3 Unused finance facilities available at quarter end (item 7.5)	1,000
8.4 Total available funding (item 8.2 + item 8.3)	3,860
Estimated quarters of funding available (item 8.4 divided by item 8.1)	7.2
8.5 <i>Note: if the entity has reported positive net operating cash flows in item 1.9, answer item 8.5 as "N/A". Otherwise, a figure for the estimated quarters of funding available must be included in item 8.5.</i>	
8.6 If item 8.5 is less than 2 quarters, please provide answers to the following questions:	
8.6.1 Does the entity expect that it will continue to have the current level of net operating cash flows for the time being and, if not, why not?	
Answer: N/A	
8.6.2 Has the entity taken any steps, or does it propose to take any steps, to raise further cash to fund its operations and, if so, what are those steps and how likely does it believe that they will be successful?	
Answer: N/A	
8.6.3 Does the entity expect to be able to continue its operations and to meet its business objectives and, if so, on what basis?	
Answer: N/A	
<i>Note: where item 8.5 is less than 2 quarters, all of questions 8.6.1, 8.6.2 and 8.6.3 above must be answered.</i>	

For personal use only

Compliance statement

- 1 This statement has been prepared in accordance with accounting standards and policies which comply with Listing Rule 19.11A.
- 2 This statement gives a true and fair view of the matters disclosed.

Date: 29 October 2025

Authorised by: By the board
(Name of body or officer authorising release – see note 4)

Notes

1. This quarterly cash flow report and the accompanying activity report provide a basis for informing the market about the entity's activities for the past quarter, how they have been financed and the effect this has had on its cash position. An entity that wishes to disclose additional information over and above the minimum required under the Listing Rules is encouraged to do so.
2. If this quarterly cash flow report has been prepared in accordance with Australian Accounting Standards, the definitions in, and provisions of, AASB 107: Statement of Cash Flows apply to this report. If this quarterly cash flow report has been prepared in accordance with other accounting standards agreed by ASX pursuant to Listing Rule 19.11A, the corresponding equivalent standard applies to this report.
3. Dividends received may be classified either as cash flows from operating activities or cash flows from investing activities, depending on the accounting policy of the entity.
4. If this report has been authorised for release to the market by your board of directors, you can insert here: "By the board". If it has been authorised for release to the market by a committee of your board of directors, you can insert here: "By the [name of board committee – eg Audit and Risk Committee]". If it has been authorised for release to the market by a disclosure committee, you can insert here: "By the Disclosure Committee".
5. If this report has been authorised for release to the market by your board of directors and you wish to hold yourself out as complying with recommendation 4.2 of the ASX Corporate Governance Council's Corporate Governance Principles and Recommendations, the board should have received a declaration from its CEO and CFO that, in their opinion, the financial records of the entity have been properly maintained, that this report complies with the appropriate accounting standards and gives a true and fair view of the cash flows of the entity, and that their opinion has been formed on the basis of a sound system of risk management and internal control which is operating effectively.

For personal use only