For personal use only

Genesis Resources Limited

Quarterly Activities Report – September 2025

HIGHLIGHTS

Field work continues at Plavica, collecting data for the completion of Environmental Studies for the Mining Application approval.

Genesis has undertaken a 14 – hole follow-up RC drilling program over their Alice Springs and Arltunga Tenements in the Northern Territory during September 2025. Results are pending.

EXPLORATION & DEVELOPMENT PROGRESS DURING THE QUARTER

REPUBLIC OF NORTH MACEDONIA

PLAVICA HIGH SULPHIDATION EPITHERMAL GOLD-COPPER-SILVER PROJECT *(Figure 1)*

The completed Mining Project was submitted to the Ministry of Economy in the Government of North Macedonia on 23 March 2021. It subsequently passed the assessment by the Audit and Revision Committee appointed by the Ministry of Economy on 31 May 2021. The completion and reporting of the ongoing environmental studies is the last required submission for the Application of Mining Approval.

The Plavica Gold-Copper-Silver Project in the Republic of North Macedonia is administered through the Silgen Resources International export-import DOOEL Probistip (**Silgen**). Ownership of all assets in the Plavica tenement are held by Silgen.

Silgen was previously 62% owned by Genesis and 38% owned by its then joint venture partner, North Macedonian-based RIK Sileks Ad Kratovo (**Sileks**). In 2024, in accordance with the terms of the joint venture agreement between Genesis and Sileks, Genesis acquired all of Sileks' shares in Silgen, in exchange for a mineral royalty of 4% of all future 'products' (metals, ores, previous stones, concentrates, minerals and mineral resources extracted or produced from the Plavica Project concessions), if any are extracted or produced, in the condition in which the products leave the concessions (such as in concentrate, ore form or metal). Genesis is now the sole owner (100%) of the shares in Silgen, and the joint venture agreement between Sileks and Genesis has been terminated.

Baseline environmental monitoring continued during the quarter as well as tree planting, co-ordinated with a local university and a government - owned forestry company.

Figure 1 (above) Location of the Plavica Gold-Copper-Silver Project, North Macedonia

For personal use only

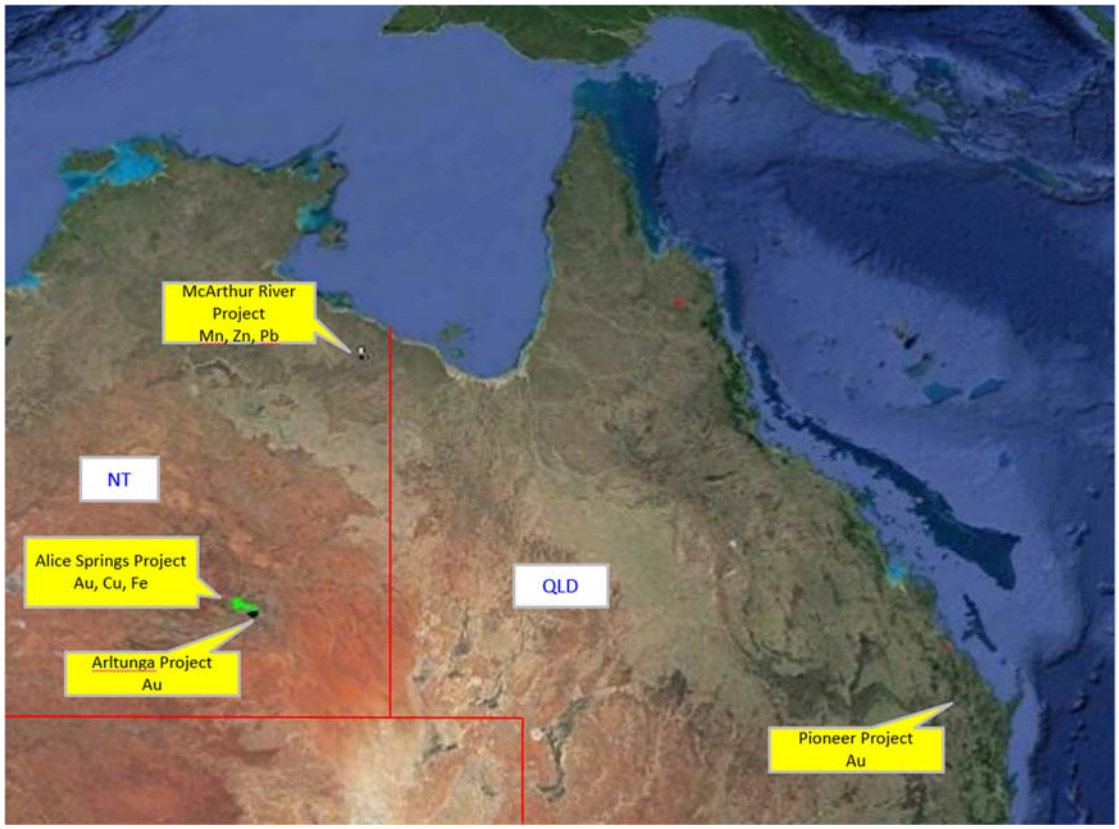

Figure 2 (above) Location of Australian Projects.

AUSTRALIA

ARLTUNGA PROJECT: Copper, Gold (EL25238) (GES 100%)

The Arltunga Gold Project consists of Exploration Licence EL25238 covering 95.2 sq km, and is located approximately 110 km northeast of Alice Springs *(Figure 2)* in the vicinity of the Arltunga Goldfield. Thirty three historical gold mines and prospects are known in the licence area. EL25238 covers 31 sub blocks.

The 18 Annual Technical Report was lodged on 6 November 2024, and accepted as satisfactory on 24 April 2025.

The Licence Renewal Application was lodged on 28 October 2024 and was approved on the 4 January 2025. The new expiry date is 7 November 2025.

An application for a new Sacred Site Clearance Certificate (SSCC) was lodged to the Central Land Council on the 17 July 2024. The New SSCC, C2024-165 was issued on 29 August 2025.

A letter was sent to AAPA advising of a follow-up drilling program on 24 July 2025.

The updated Mining Management Plan was approved on 13 September 2024.

A Reverse Circulation (RC) drilling program was completed in September 2025, consisting of seven holes for 556m. The Drilling was undertaken by Downunder Drilling using a UDR650 Rig and samples have been sent to Intertek Adelaide for analysis. Table 1 below shows the details of the drill holes completed. Figure 3 shows the location of the completed holes at Arltunga.

Tenement ID	Prospect	Hole No.	X_GDA94_Z53	Y_GDA94_Z53	Dip	Azi Mag	Actual Length	Start Date	Finish Date	Purpose
EL25238	Star Ck	ARRC013	480071	7412150	-60	283	54	17.9.25	18.9.25	Quartz Sulphide Veins next to road
EL25238	Star Ck	ARRC012	479590	7412001	-60	101	60	16.9.25	17.9.25	N-S Workings
EL25238	Wheal Fortune	ARRC010	479425	7411770	-60	280	72	15.9.25	15.9.25	Wheal Fortune workings.
EL25238	Wheal Fortune	ARRC011	479425	7411770	-60	100	78	16.9.25	16.9.25	IP Res high and Ch high
EL25238	mag high	ARR014	480423	7412117	-60	160	54	18.9.25	18.9.25	Mag High
EL25238	Round Hill	ARR016	474636	7409714	-60	256	120	20.9.25	20.9.25	Round Hill, south of ARRC008
EL25238	Round Hill	ARR015	474665	7409713	-65	303	118	19.9.25	19.9.25	Round Hill, behind ARRC007

Table 1 (above) Location of Drill Holes at Arltunga.

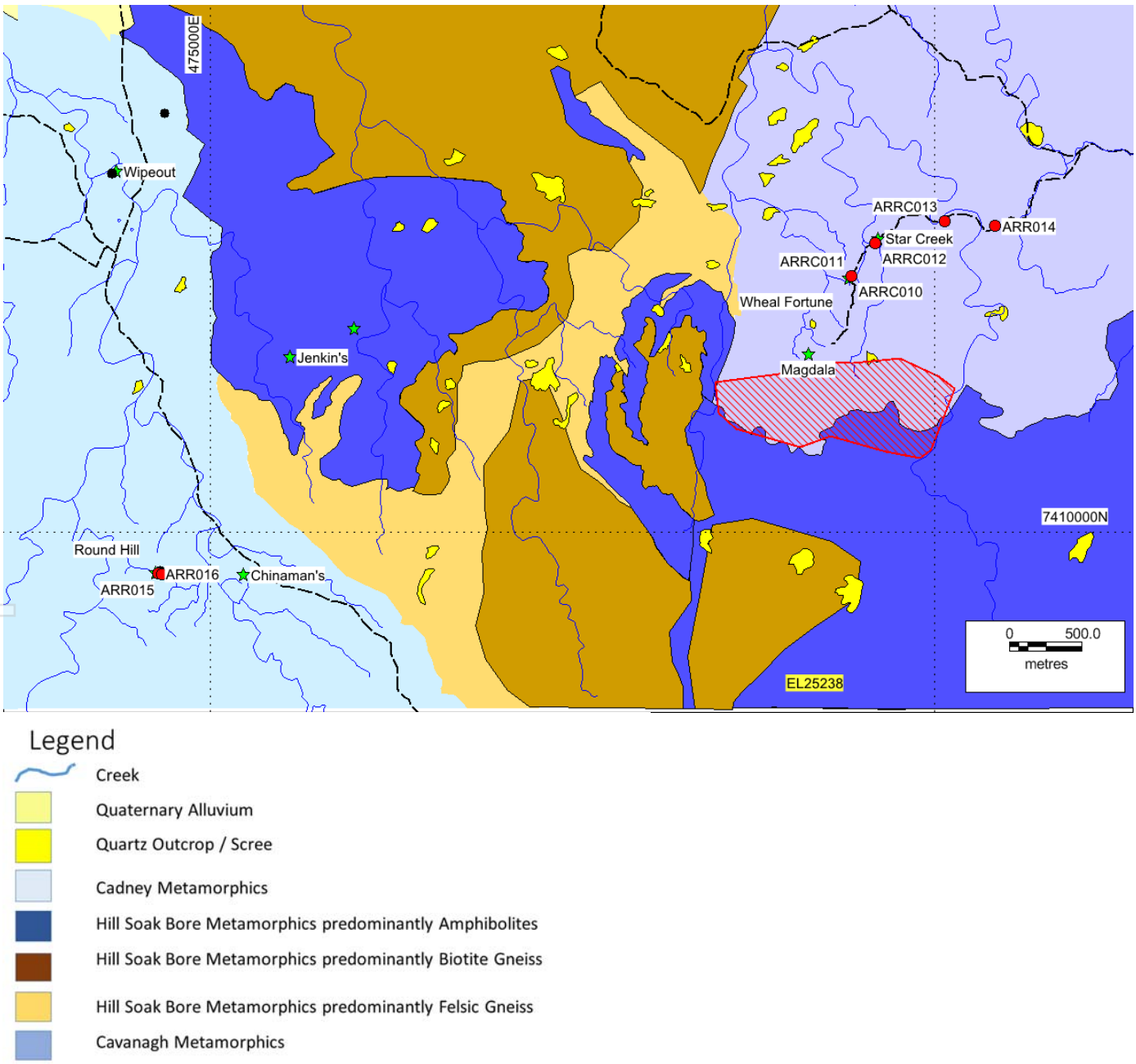

Figure 3 (above) Location of Drill Holes (red collars) at Arltunga Drilled in September 2025. Grid is UTM GDA94 Zone 53K.

For personal use only

The drill holes all intercepted Quartz-Mica felsic schists of the Cavenagh Formation and Cadney Formation within the Palaeo-Mesoproterozoic Arltunga Nappe Complex which forms the Eastern part of the Arunta Block. Numerous quartz veins were intercepted and a number of holes had sericite-chlorite-pyrite alteration. Results are pending.

A visit was also undertaken on 19 September 2025 by Traditional Owners with the CLC to see the drill rig in operation.

ALICE SPRINGS PROJECT: Copper, Gold, Iron (EL24817) (GES 100%)

The Alice Springs Project consists of Exploration Licence EL24817 covering 372.59 sq km, is located approximately 110-155 km northeast from Alice Springs in the Northern Territory *(Figure 2)*. EL24817 covers 118 sub-blocks.

The 19 Annual Technical Report was lodged on 23 April 2025.

A Licence Renewal Application was lodged on 8 April 2025 and was approved on 26 August 2025. The new expiry date is 17 April 2026.

An application for a new Sacred Site Clearance Certificate was lodged to the Central Land Council on the 17 July 2024. The New SSCC, C2024-165 was issued on the 29 August 2025.

A letter was sent to AAPA advising of a follow-up drilling program on 24 July 2025.

An updated Mining Management Plan was approved on 13 September 2024.

A Reverse Circulation (RC) drilling program was completed during September 2025 consisting of seven RC Holes for 766m. The Drilling was undertaken by Downunder Drilling using a UDR650 Rig and samples were sent to Intertek Adelaide for analysis. Table 2 shows the details of the drill holes completed. Figure 4 shows the location of the completed holes at Alice Springs.

Tenement ID	Prospect	Hole No.	X_GDA94_Z53	Y_GDA94_Z53	Dip	Azi Mag	Actual Length	Start Date	Finish Date	Purpose
EL24817	Corner Post Hill West	ASRC024	440583	7445139	-60	150	90	28.9.25	28.9.25	test a discrete high intensity magnetic high
EL24817	Diana 2 west	ASRC023	440876	7445772	-60	200	120	27.9.25	27.9.25	test a discrete high intensity magnetic high
EL24817	Diana 8	ASRC018	443145	7447200	-60	130	138	22.9.25	23.9.25	50m vertical undercut of intercept in ASRC001. Drill First
EL24817	Diana 8	ASRC019	443194	7447186	-60	130	126	23.9.25	24.9.25	50m spaced step-out hole from ASRC001
EL24817	Diana 8	ASRC020	443244	7447205	-60	130	72	25.9.25	25.9.25	100m spaced step-out hole from ASRC001
EL24817	Diana 8	ASRC021	443244	7447205	-60	310	100	25.9.25	26.9.25	100m spaced step-out hole from ASRC001
EL24817	mag high	ASRC022	442248	7446625	-60	180	120	26.9.25	27.9.25	test a discrete high intensity magnetic high

Table 2 (above) Location of Drill Holes at Alice Springs

For personal use only

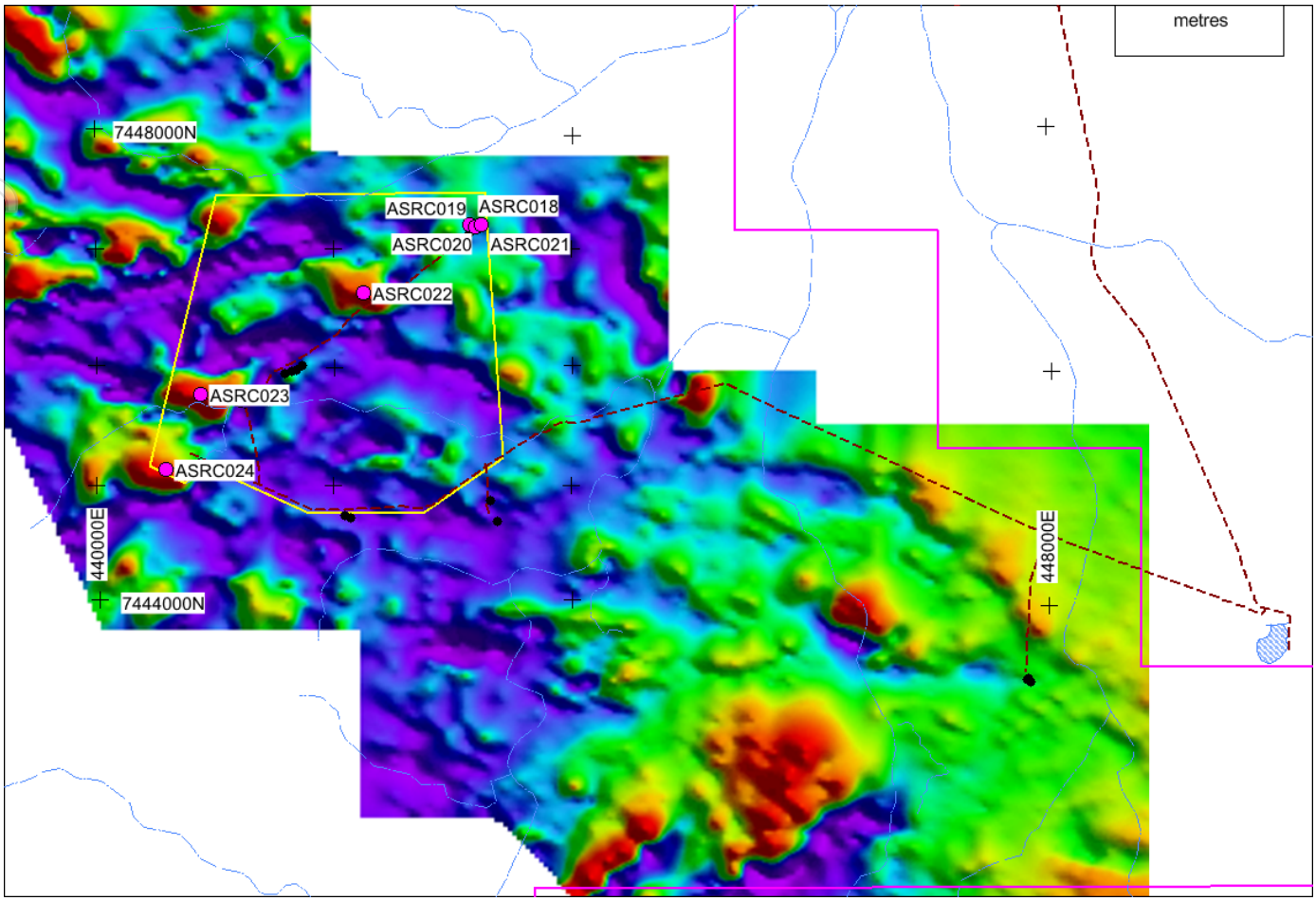

Figure 4 (above) Location of Drill Holes at Alice Springs Drilled in September 2025 (Pink Collars). Overlying TMI RTP Magnetics. Grid is UTM GDA94 Zone 53K.

Drilling has intersected Quartz-Feldspar Mica schists and Meta-Dolerites on the Proterozoic Hill Soak Bore Metamorphics. The Hill Soak Bore Metamorphics make up part of the Bimodal Narwietooma package (>1820 ma) that was active when this part of the Arunta Block was a convergent plate margin. The drilling has also intersected within this package abundant quartz veins and minor sulphides. Results are pending.

A visit was also undertaken on 24 of September 2025 by Traditional Owners with the CLC to see the drill rig in operation.

PIONEER PROJECT: Gold (EPM15619) (GES 100%)

The Pioneer Project consists of one granted Exploration Permit Mineral (EPM15619) covering 6.23 sq km, approximately 70 km by road from Bundaberg via the Bruce Highway in Queensland *(Figure 2)*. The project lies within the Gaeta Goldfield and has undergone previous exploration for gold, uranium and base metals, with numerous historical gold workings located throughout the area. Historical mining was primarily focused on the Pioneer Reef which was the largest producer, but mining activities also included several other reefs including Gympie, Lord Nelson, West Yorkshire and Happy Jack.

The 19th Annual Activity Report was lodged on 11 August 2025.

A Licence Renewal Application was lodged on 26 April 2024. Approval received on the 30 September 2024 for a further two years. The new expiry date is the 2 August 2026. EPM15619 covers 2 sub blocks.

No field work was undertaken during the Quarter. Drill holes are being planned for 2026.

For personal use only

For personal use only

McARTHUR RIVER PROJECT: Manganese (EL24814) (GES 100%)

The McArthur River project consists of Exploration Licence EL24814 covering 380.88 sq km and is located approximately 850 km south east of Darwin in the Northern Territory and 450 km north-west of Mount Isa in Queensland *(Figure 2)*. The project area contains the Masterton No2 manganese occurrence. EL24814 covers 116 sub-blocks.

The 19th Annual Technical Report was lodged on 23 April 2025.

A Licence Renewal Application was lodged on 8 April 2025 and was approved on the 26 August 2025. The new expiry date is 17 April 2026.

No field work was undertaken during the Quarter. Mapping is planned at the Quarry Prospect in 2026.

TENEMENTS AS AT 30 September 2025

PROJECT	TENEMENT NUMBER	COMMODITY	COMPANY'S BENEFICIAL INTEREST	CURRENT AREA (KM^2)	CURRENT HOLDER	COUNTRY/ STATE
Alice Springs	EL24817	Copper-Iron-Gold	100%	372.59	Genesis	NT
Arltunga	EL25238	Gold-PGE	100%	95.2	Genesis	NT
Pioneer	EPM15619	Gold	100%	6.23	Genesis	QLD
McArthur River	EL24814	Manganese-Base Metals	100%	380.88	Genesis	NT
Plavica & Crn Vrv	19-6648/1	Gold-Silver-Copper	100%	16.85	Silgen Resources	North Macedonia

All tenements noted above are Exploration Licences except Plavica in Macedonia which is an Exploitation Licence.

OTHER INFORMATION

Payments to related parties of the Company and their associates

The aggregate amount of payments made during the quarter to related parties and their associates (referred to in item 6.1 of the accompanying Appendix 5B (quarterly cash flow report)) comprises director fees paid to directors, consultancy fees paid to a director for the provision of geological consulting and tenement management services, as well as general company management services, at a discount from normal commercial rates.

Securities on issue as at 30 September 2025

CLASS OF SECURITIES	NO. OF SECURITIES ON ISSUE
Fully paid ordinary shares	**782,841,294**

Board and Management as at 30 September 2025

Mr Eddie Pang	Executive Chairman
Mr Deric Wee	Non-Executive Director
Mr Kim Heng Lim	Non-Executive Director
Mr Chin Niap Mah	Non-Executive Director
Mr James Patterson	Non-Executive Director
Mr Yau Young Lim	Non-Executive Director
Ms Alyn Tai	Company Secretary
Ms Patricia Wong	Chief Financial Officer

COMPETENT PERSON

The information in this report that relates to Exploration Targets, Exploration Results, Mineral Resources or Ore Reserves is based on information compiled by James Patterson, a Competent Person who is a Member of the Australian Institute of Geoscientists.

James Patterson is a Non-Executive Director of Genesis Resources Limited. James Patterson has sufficient experience that is relevant to the style of mineralisation and type of deposit under consideration and to the activity being undertaken to qualify as a Competent Person as defined in the 2012 Edition of the 'Australasian Code for Reporting of Exploration Results, Mineral Resources and Ore Reserves'. James Patterson consents to the inclusion in the report of the matters based on his information in the form and context of which it appears.

-ENDS

About Genesis Resources Limited

Genesis Resources Limited is an Australian company with a portfolio of quality gold, iron, manganese, uranium and base metal (copper-zinc-silver) in the highly prospective Proterozoic and Phanerozoic metallogenic provinces of northern and central Australia. Genesis has signed a Joint Venture over an advanced copper-gold project (Plavica) within the Former Yugoslav Republic of Macedonia. The Plavica Project lies within Carpathian Volcanic Arc, a major epithermal province running through Eastern Europe, which is highly prospective for gold, copper and silver mineralisation. Genesis' projects are close to established infrastructure including railways, shipping ports, highways, power stations and populated areas. The Company's objective is to provide rapid capital growth through mineral discoveries and development of economic deposits in Australia and overseas.

For more information please visit the Company's website at: www.genesisresourcesltd.com.au

For personal use only

For personal use only

APPENDIX 1: JORC TABLE 1.

Section 1 Sampling Techniques and Data

Part	Criteria	Comment
1-1	**Sampling Techniques**	• RC Holes were generally drilled perpendicular to the targets. All holes were drilled at a dip of 60 or 65 degrees. • The drill hole locations were picked up by a hand-held GPS. • RC Samples were split every 1m at the rig using a cone splitter and the sub-samples of approximately 3kg sent to Intertek Adelaide. Wet samples were sampled using a PVC 'spear'. • The samples sent to Intertek follow standard laboratory crushing and pulverization procedures and a conventional fire assay procedure with either atomic absorption or gravimetric finish on a 50 gram sub-sample. Fire Assay is considered a total recovery method for gold. Base metals and other elements will be assayed by ICP / MS. • QC samples have been inserted into the routine sample stream to monitor sample quality as per industry best practice. These include blanks and duplicates at regular (50m intervals)
	Drilling Techniques	• RC drilling has been completed with 6m rods using a 5" face sampling hammer bit. • Drilling was done by Down Under Drilling using a UDR650 Rig.
1-2	**Drill Sample Recovery**	• Average recoveries for RC holes are >95% except in the first metre of every hole and sometimes if the samples became wet. Recovery (Good/Medium/Poor) is recorded for every metre at the rig by the geologist. • Sample recovery was considered very good with bulk bags weighing over 30kg. A few holes had poor recovery for the first metre. • No coarse gold has been observed to date.
1-3	**Logging**	• All drill holes have been logged in full and record standard criteria such as lithology, alteration, mineralisation, weathering and oxidation. • All logging is entered into excel spreadsheet templates or onto hard copy forms which are transferred to excel spreadsheets. These spreadsheets are then routinely imported into Micromine.
1-4	**Sub-Sampling Techniques and Sample Preparation**	• Refer to the above sampling techniques.
1-5	**Quality of Assay Data and Laboratory Tests**	• Refer to the above analysis methods • Industry standard QC sample insertion procedures have been adopted. QC insertion rates are: - every 100m is a field duplicate, - every 100m is a coarse blank

For personal use only

1-6	**Verification of Sampling and Assaying**	• No twinned holes. No core drilling undertaken due to lack of water. • Data is imported into Micromine. There is no adjustment of assay data.
1-7	**Location of Data Points**	• Co-ordinates and RL's taken with hand-held GPS • Grid system used is GDA94 (MGA Zone 53)
1-8	**Data Spacing and Distribution**	• No nominal spacing used as this is a (mostly) first-pass program to test geochemical, geophysical and geological targets. 50m step out holes were drilled at Diana 8 to try to extend mineralization encountered in 2023. • Samples are collected at one meter lengths and are not composited.
1-9	**Orientation of Data in Relation to Geological Structure**	• Holes were generally drilled towards the target zones at a high angle to those targets.
1-10	**Sample security**	• Chain of Custody is managed by Genesis Staff. All drilling assay samples were collected from the field by Genesis personnel. • Samples were delivered to a Transport Company in Alice Springs for distribution to Intertek Adelaide by truck. • 1m samples are collected in calico bags at the rig and then 5 of these are put into a large green plastic bag and tied with a cable tie. The green bags are then stored in Bulka Bags on palettes at the Transport Depot.
1-11	**Audits or reviews**	• No audit undertaken.

Section 2 Reporting of Exploration Results

Part	Criteria	Comment
2-1	**Mineral Tenement and Land Tenure Status**	• The Arltunga Tenement EL25238 and the Alice Springs EL24817 are owned 100% by Genesis Resources. Arltunga was renewed in Jan 2025 and Alice Springs was renewed in Aug 2025.
2-2	**Exploration Done by Other Parties**	• The area covered by the current GES licence area has previously been explored by a number of companies since the 1970's These include White Range Gold NL, Torcon Pty Ltd. • White Range Gold undertook stream sediment sampling together with reconnaissance mapping and rock chip sampling. An airborne magnetic survey was flown. At the Wheal Fortune prospect 7 RC holes plus 1 core diamond hole were drilled to test down dip of the main historic workings. Holes were targeted on the basis of field mapping and historical data only. Results were reported as being disappointing with a best intersection of 1m @ 3.09 g/t Au in MCRC01 drilled under the main western reef. The holes intersected zones of carbonate alteration that were associated with low grade Au anomalism down dip of the surface mineralisation. After completion of drilling 4 lines of soil sampling and ground magnetics was carried out to test for extension of the known mineralisation to the north and east of the historic workings. • Torcon Pty Ltd Carried out work on several tenements that covered a large portion of the existing GES tenement area. 118 stream sediment samples were collected with 91 soils samples

		taken to follow up of anomalous stream catchments. • Interpretation of airborne magnetic data flown by White Range Gold identified 4 areas for more detailed ground magnetic surveys. Four RC holes targeting stream and soil anomalies and one RC hole targeting a ground magnetic anomaly were drilled for a total of 186m. Three of the RC holes were drilled on geochemical targets approximately 1.5km to the west of Wipeout mine. These holes intersected “alteration zones” that were interpreted to be similar to that at Wipeout but no significant assay results were returned.
2-4	**Drill Hole Information**	• All drill hole collars with location, elevation, depth, dip and azimuth are tabulated in Table 1.
2-5	**Data Aggregation Methods**	• No assays received yet. Expected in late Oct or early Nov.
2-6	**Relationship Between Mineralisation Widths and Intercept Lengths**	• N/A.
2-7	**Diagrams**	• Plans are included showing drill hole loations.
2-8	**Balanced Reporting**	• N/A
2-9	**Other Substantive Exploration Data**	• N/A
2-10	**Further Work**	• Further drilling will be dependent on results from this program.

For personal use only

For personal use only

Appendix 5B

Mining exploration entity or oil and gas exploration entity quarterly cash flow report

Name of entity

GENESIS RESOURCES LIMITED

ABN	Quarter ended ("current quarter")
22 114 787 469	**30 September 2025**

Consolidated statement of cash flows		**Current quarter $A'000**	**Year to date (3 months) $A'000**
1.	**Cash flows from operating activities**		
1.1	Receipts from customers		
1.2	Payments for		
	(a) exploration & evaluation	**(153)**	(153)
	(b) development	**-**	-
	(c) production	**-**	-
	(d) staff costs	**(110)**	(110)
	(e) administration and corporate costs	**(157)**	(157)
1.3	Dividends received (see note 3)	**-**	-
1.4	Interest received	**-**	-
1.5	Interest and other costs of finance paid	**-**	-
1.6	Income taxes paid	**(20)**	(20)
1.7	Government grants and tax incentives	**-**	-
1.8	Other (provide details if material)	**-**	-
1.9	**Net cash from / (used in) operating activities**	**(440)**	**(440)**

2.	**Cash flows from investing activities**		
2.1	Payments to acquire or for:		
	(a) entities	-	-
	(b) tenements	-	-
	(c) property, plant and equipment	-	-
	(d) exploration & evaluation	-	-
	(e) investments	-	-
	(f) other non-current assets	-	-

For personal use only

Consolidated statement of cash flows		Current quarter $A'000	Year to date (3 months) $A'000
2.2	Proceeds from the disposal of:		
	(a) entities	-	-
	(b) tenements	-	-
	(c) property, plant and equipment	-	-
	(d) investments	-	-
	(e) other non-current assets	-	-
2.3	Cash flows from loans to other entities	-	-
2.4	Dividends received (see note 3)	-	-
2.5	Other (provide details if material)	-	-
2.6	**Net cash from / (used in) investing activities**	**-**	**-**

3.	**Cash flows from financing activities**		
3.1	Proceeds from issues of equity securities (excluding convertible debt securities)	-	-
3.2	Proceeds from issue of convertible debt securities	-	-
3.3	Proceeds from exercise of options	-	-
3.4	Transaction costs related to issues of equity securities or convertible debt securities	-	-
3.5	Proceeds from borrowings	500	500
3.6	Repayment of borrowings	-	-
3.7	Transaction costs related to loans and borrowings	-	-
3.8	Dividends paid	-	-
3.9	Other (provide details if material)	-	-
3.10	**Net cash from / (used in) financing activities**	**500**	**500**

4.	**Net increase / (decrease) in cash and cash equivalents for the period**		
4.1	Cash and cash equivalents at beginning of period	222	222
4.2	Net cash from / (used in) operating activities (item 1.9 above)	(440)	(440)
4.3	Net cash from / (used in) investing activities (item 2.6 above)	-	-
4.4	Net cash from / (used in) financing activities (item 3.10 above)	500	500

For personal use only

Consolidated statement of cash flows		Current quarter $A'000	Year to date (3 months) $A'000
4.5	Effect of movement in exchange rates on cash held	(6)	(6)
4.6	**Cash and cash equivalents at end of period**	**276**	**276**

5.	Reconciliation of cash and cash equivalents at the end of the quarter (as shown in the consolidated statement of cash flows) to the related items in the accounts	Current quarter $A'000	Previous quarter $A'000
5.1	Bank balances	178	124
5.2	Call deposits	-	-
5.3	Bank overdrafts	-	-
5.4	Other (Term deposit – bank guarantee)	98	98
5.5	**Cash and cash equivalents at end of quarter (should equal item 4.6 above)**	**276**	**222**

6.	Payments to related parties of the entity and their associates	Current quarter $A'000
6.1	Aggregate amount of payments to related parties and their associates included in item 1	22
6.2	Aggregate amount of payments to related parties and their associates included in item 2	-

Note: if any amounts are shown in items 6.1 or 6.2, your quarterly activity report must include a description of, and an explanation for, such payments.

7.	Financing facilities *Note: the term "facility' includes all forms of financing arrangements available to the entity.* *Add notes as necessary for an understanding of the sources of finance available to the entity.*	Total facility amount at quarter end $A'000	Amount drawn at quarter end $A'000
7.1	Loan facilities	-	-
7.2	Credit standby arrangements	-	-
7.3	Other - Loan from shareholder	1,120	500
7.4	**Total financing facilities**	1,120	500
7.5	**Unused financing facilities available at quarter end**		620
7.6	Include in the box below a description of each facility above, including the lender, interest rate, maturity date and whether it is secured or unsecured. If any additional financing facilities have been entered into or are proposed to be entered into after quarter end, include a note providing details of those facilities as well.		

For personal use only

A description of each facility above is as follows:

(i) On 23 September 2020, the Company obtained a loan facility of $280,000 from a related party. The loan facility is unsecured and is repayable 10 business days after the date that Genesis has cleared funds from a capital raising of at least USD$2M. The interest rate is 10% per annum. This facility is undrawn at this time.

(ii) On 23 September 2020, the Company obtained a loan facility of $340,000 from a related party. The loan facility is unsecured and is repayable 10 business days after the date that Genesis has cleared funds from a capital raising of at least USD$2M. The interest rate is 10% per annum. This facility is undrawn at this time.

The following loan facilities which have been fully drawn down:

(iii) On 24 July 2025, the Company obtained a loan facility of $70,000 from a related party. The loan facility is unsecured and is repayable 10 business days after the date that Genesis has cleared funds from a capital raising. The interest rate is 10% per annum. This facility has been drawn down.

(iv) On 27 August 2025, the Company obtained a loan facility of $110,000 from a related party. The loan facility is unsecured and is repayable 10 business days after the date that Genesis has cleared funds from a capital raising. The interest rate is 10% per annum. This facility has been drawn down.

(v) On 1 September 2025, the Company obtained a loan facility of $50,000 from a related party. The loan facility is unsecured and is repayable 10 business days after the date that Genesis has cleared funds from a capital raising. The interest rate is 10% per annum. This facility has been drawn down.

(vi) On 11 September 2025, the Company obtained a loan facility of $70,000 from a related party. The loan facility is unsecured and is repayable 10 business days after the date that Genesis has cleared funds from a capital raising. The interest rate is 10% per annum.

(vii) On 24 September 2025, the Company obtained a loan facility of $100,000 from a related party. The loan facility is unsecured and is repayable 10 business days after the date that Genesis has cleared funds from a capital raising. The interest rate is 10% per annum.

(viii) On 30 September 2025, the Company drew down a loan facility of $100,000 from a related party. The loan facility is unsecured and is repayable 10 business days after the date that Genesis has cleared funds from a capital raising. The interest rate is 10% per annum.

(ix) On 6 October 2025, the Company obtained a loan facility of $100,000 from a related party. The loan facility is unsecured and is repayable 10 business days after the date that Genesis has cleared funds from a capital raising. The interest rate is 10% per annum.

(x) On 7 October 2025, the Company obtained a loan facility of $220,000 from a related party. The loan facility is unsecured and is repayable 10 business days after the date that Genesis has cleared funds from a capital raising. The interest rate is 10% per annum.

8.	**Estimated cash available for future operating activities**	**$A'000**
8.1	Net cash from / (used in) operating activities (item 1.9)	(440)
8.2	(Payments for exploration & evaluation classified as investing activities) (item 2.1(d))	-
8.3	Total relevant outgoings (item 8.1 + item 8.2)	(440)
8.4	Cash and cash equivalents at quarter end (item 4.6)	276
8.5	Unused finance facilities available at quarter end (item 7.5)	620
8.6	Total available funding (item 8.4 + item 8.5)	896
8.7	**Estimated quarters of funding available (item 8.6 divided by item 8.3)**	2.04

Note: if the entity has reported positive relevant outgoings (ie a net cash inflow) in item 8.3, answer item 8.7 as "N/A". Otherwise, a figure for the estimated quarters of funding available must be included in item 8.7.

For personal use only

8.8 If item 8.7 is less than 2 quarters, please provide answers to the following questions:

8.8.1 Does the entity expect that it will continue to have the current level of net operating cash flows for the time being and, if not, why not?

Answer: N/A

8.8.2 Has the entity taken any steps, or does it propose to take any steps, to raise further cash to fund its operations and, if so, what are those steps and how likely does it believe that they will be successful?

Answer: N/A

8.8.3 Does the entity expect to be able to continue its operations and to meet its business objectives and, if so, on what basis?

Answer: N/A

Note: where item 8.7 is less than 2 quarters, all of questions 8.8.1, 8.8.2 and 8.8.3 above must be answered.

Compliance statement

1 This statement has been prepared in accordance with accounting standards and policies which comply with Listing Rule 19.11A.

2 This statement gives a true and fair view of the matters disclosed.

Dated: 29 October 2025

Authorised by: Board of Genesis Resources Limited

Notes

1. This quarterly cash flow report and the accompanying activity report provide a basis for informing the market about the entity's activities for the past quarter, how they have been financed and the effect this has had on its cash position. An entity that wishes to disclose additional information over and above the minimum required under the Listing Rules is encouraged to do so.

2. If this quarterly cash flow report has been prepared in accordance with Australian Accounting Standards, the definitions in, and provisions of, *AASB 6: Exploration for and Evaluation of Mineral Resources* and *AASB 107: Statement of Cash Flows* apply to this report. If this quarterly cash flow report has been prepared in accordance with other accounting standards agreed by ASX pursuant to Listing Rule 19.11A, the corresponding equivalent standards apply to this report.

3. Dividends received may be classified either as cash flows from operating activities or cash flows from investing activities, depending on the accounting policy of the entity.

4. If this report has been authorised for release to the market by your board of directors, you can insert here: "By the board". If it has been authorised for release to the market by a committee of your board of directors, you can insert here: "By the [*name of board committee – eg Audit and Risk Committee*]". If it has been authorised for release to the market by a disclosure committee, you can insert here: "By the Disclosure Committee".

5. If this report has been authorised for release to the market by your board of directors and you wish to hold yourself out as complying with recommendation 4.2 of the ASX Corporate Governance Council's *Corporate Governance Principles and Recommendations*, the board should have received a declaration from its CEO and CFO that, in their opinion, the financial records of the entity have been properly maintained, that this report complies with the appropriate accounting standards and gives a true and fair view of the cash flows of the entity, and that their opinion has been formed on the basis of a sound system of risk management and internal control which is operating effectively.