

HARANGA QUARTERLY ACTIVITIES REPORT FOR PERIOD ENDED 30 SEPTEMBER 2025

QUARTER HIGHLIGHTS

Lincoln Gold Project ("Lincoln", 100% Interest), USA

- **Transformational acquisition** of the Lincoln Gold Project **successfully completed** following thorough technical, legal and financial due diligence.
- **Lincoln benefits from ~\$90m of prior capital investment¹** including:
 - Processing plant (**315ktpa capacity**),
 - Underground decline development of **880m**,
 - Development drive of **900m**,
 - Workshops & offices,
 - **Key foundational permits in place** (including Conditional Use Permit), and
 - NI 43-101 (non-compliant) Mineral Resource Estimate of **958,910t @ 9.29g/t Au**, equating to **~286koz Au**.
- Due diligence sampling results from available historic drill core & pulps received, including highlight drill intercepts⁶:
 - **6.7m @ 11.6 g/t Au** from 40.2m in DDH-0165, including individual samples up to **0.91m @ 59.4 g/t Au from 41.15m in DDH-0165**;
 - **3.7m @ 108.7 g/t Au** from 24.1m in DDH-0195, including individual samples up to **0.91m @ 304.5 g/t Au from 26.88m in DDH-0195**;
 - **7.7m @ 14 g/t Au** from 59m in DDH-0197;
 - **1.2m @ 108 g/t Au** from 114.3m in DDH-0198, including individual samples up to **0.55m @ 156.8 g/t Au from 114.3m in DDH-0198**; and
 - **8.9m @ 6.7 g/t Au** from 62.1m in DDH-0203.
- All safety & compliance conditions **completed**, and access to the Stringbean Alley Decline was granted which allowed for **dewatering to commence**.
- Maiden drill contract awarded to **Swick Mining Services (Swick)**, **one of the world's largest mineral drilling contractors**. Swick will mobilise a Gen II underground diamond rig from its base in Nevada in coordination with the Company's preparations for planned **drilling in November**.

Ibel South Gold Project ("Ibel South", 100% Interest), Senegal

- 41 hole, 2,000m maiden Aircore (AC) drill program completed and returned **spectacular gold results³**, including:
 - 25-IBS-AC-008: **20m @ 6.54 g/t Au from 12m**, incl. 4m @ 14.64 g/t Au,
 - 25-IBS-AC-016: **10m @ 6.35 g/t Au from 44m**, incl. 6m @ 8.55 g/t Au (**Hole ended in mineralisation**),
 - 25-IBS-AC-017: **4m @ 14.83 g/t from 8m**,
 - 25-IBS-AC-007: **4m @ 4.92 g/t Au from 4m**,
 - 25-IBS-AC-010: **8m @ 1.58 g/t Au from 24m**.

For personal use only

- Individual grades from the single metre samples were as **high as 32.09 g/t Au**, with **13 results above 10g/t Au**.
- Drilling indicates high grade mineralisation **may extend laterally over 700m+**, with potential for greater strike length if zones connect.
- **Post-Quarter:** All approvals secured for a second-phase **3,000m AC drill program**, with field logistics underway and drilling to commence in **early November**. The campaign aims to extend and confirm broad, shallow, high-grade zones identified in the maiden program.

Corporate

- **Board realigned to drive advancement of the Lincoln Gold Project**, with the appointment of two highly experienced directors who were **directly involved in the Project's acquisition and due-diligence process**, providing continuity as Haranga advances toward JORC conversion, resource expansion and fast-tracked production potential.⁷
- **Post-Quarter: \$14 million raised** through an **oversubscribed**, two-tranche placement⁹, cornered by **Collins St Gold Fund**, positioning Haranga to **fast-track a maiden JORC resource** at Lincoln and advance the fully-permitted, near-production-ready asset toward development.
- Renewal of Saraya Uranium exploration permit, now valid for **an additional 3 years** through to 2027, which contains a JORC uranium mineral resource of 14.5Mt @ 550ppm for 17.6 Mlbs of contained eU₃O₈ Indicated & Inferred.¹⁰

Managing Director Mr Peter Batten commented: *"By any measure, this quarter has been transformational for Haranga. We finalised the acquisition of our wholly-owned flagship Lincoln Gold Project, commenced de-watering, and awarded the underground drilling contract to Swick to facilitate near-term drilling. Our goal at Lincoln is to rapidly add value through drilling and conversion of the historical resource to JORC. We believe the project has the potential to host a multi-million ounce gold resource through further drilling along strike and at depth, with drilling to date limited to only ~150m of depth. We fully intend to leverage the advanced infrastructure and permitting in place to fast-track the project towards production.*

In parallel to works undertaken at Lincoln, our maiden AC drill campaign at our Ibel South Gold Project achieved outstanding results by confirming the presence of broad, high-grade and near-surface gold mineralisation, highlighting the Project's potential to host a significant gold system.

Post-quarter, we raised \$14 million in an oversubscribed two-tranche placement, representing a clear vote of confidence in the Company's strategy and attests to the quality of our assets. We also received full approvals for a 2nd phase drill campaign at Ibel South, with 3,000m of AC drilling scheduled to begin in early November.

The Haranga team is geared up for very busy and productive quarters ahead, and I look forward to delivering across both projects in the coming months."

Haranga Resources Limited (ASX:HAR; FRA:65E0; 'Haranga' or 'the Company') is pleased to provide an update on its activities for the September 2025 quarter.

Lincoln Gold Project (100% Interest, USA)

During the quarter the Company completed its legal, technical and financial due diligence of the Lincoln Gold Project. The Company received sampling results it had taken from available historic drill core and pulps, that will form part of the Company's plan to convert the existing **Gold Resource Reported in 2015 under NI43-101¹ (Non-JORC) of 286,000 oz @ 9.3 g/t Au total indicated and inferred (Table 1)**, to a JORC compliant resource.

The Mineral Resource estimates relating to the Lincoln Gold Project contained in this announcement have been prepared in accordance with Canadian National Instrument 43-101 ("NI-43-101") standards and have not been reported in accordance with the 2012 Joint Ore Reserves Committee's Australasian Code for Reporting of Mineral Resources and Ore Reserves ("JORC Code"). Refer to Haranga's website at <https://www.haranga.com/> for information in relation to the Mineral Resource estimates prepared for Lincoln. A competent person has not done sufficient work to classify the Mineral Resources in accordance with the JORC Code and it is uncertain that following evaluation and/or further exploration work that the estimate will be able to be reported as a Mineral Resource or Ore Reserve in accordance with the JORC Code. Please refer to further disclosure required by the ASX Listing Rules at the conclusion of this announcement.

Deposit	Classification	Tonnage	Grade (g/t)	Ounces Au
Lincoln-Comet	Indicated	137,894	13.75	61,000
Lincoln-Comet	Inferred	459,043	8.71	128,000
Medean (Keystone)	Inferred	361,973	8.33	97,000
TOTAL	Ind/Inf	958,910	9.29	286,000

Table 1: Recent (2015), non-JORC NI 43-101 resource estimate, using a 4.2 g/t cut-off for the Lincoln Gold Project (Tietz et al., 2015)¹.



Figure 1: Infrastructure at the Lincoln Gold Project.¹¹

Due Diligence Sampling of Core and Pulps⁶

As part of the due diligence process in assessing the Lincoln Gold Project, the Company conducted an exercise of resampling and re-assaying of available gold-bearing material from Lincoln-Comet drilling, including some core available from the Medean (Keystone) drilling.

A total of 250 samples (204 samples and 46 CRMs) were submitted to ALS laboratory

For personal use only

in Reno Nevada (some 250km away) for a variety of sample streams, including homogenisation of the pulps as required, then fire assay by 50 gram charge, with screen fire assay on known high grade results and proximal material, and both Multi Element Mass Spectrometry (ME-MS) and Inductively Coupled Plasma Atomic Emission Spectroscopy (ICP-AES) on quarter core taken from selected gold-bearing intervals within Lincoln-Comet diamond hole - ddh-0203.

The results were released in an announcement titled "Due Diligence Sampling of Historic Drill Core and Pulps Confirm Exceptional High Grade Gold Assays" on July 16 and this announcement contains the full results and is available on the Company's website.

The highlights from this were:

- The re-assay results were consistent with the original results and this confirms the integrity of historical data providing confidence in the existing drill database for any future mineral resource estimates.
- The positive correlation between new and original assays, particularly the intercept correlation, supports the robustness of the past exploration grades and shows no clear data bias between the various analytical methods used.

Coarse Gold Consistency - New vs. Original Results

- Comparison of original and new assays across samples shows grade stability despite high grade nature of mineralisation.
- While individual samples vary due to coarse gold, averaged intervals remain consistent within an acceptable range.
- Highest individual sample results received, include:
 - DDH-0165: **0.91m @ 59.4 g/t Au** from 41.15m
 - DDH-0195: **0.98m @ >100 g/t Au** from 24.99m
 - DDH-0195: **0.91m @ 304.5 g/t Au** from 26.88m
 - DDH-0195: **1.01m @ 41.9 g/t Au** from 58.13m
 - DDH-0198: **0.55m @ 156.8 g/t Au** from 114.3m
 - DDH-0198: **0.64m @ 66.0 g/t Au** from 114.85m

Underground Access

Following completion of the acquisition of the project (July 22), Haranga mobilised to site and undertook the completion of the Ventilation, Escape & Evacuation, and Alternative Mine Rescue Plans and submitted these for approval.

The plans were accepted and signed off by the District Manager of the federal Mines Safety and Health Administration (MSHA) on August 24, 2025. This is confirmation that underground work could commence.

Commencement of Dewatering

With access to the String Bean Alley Decline the Company undertook works on the water treatment plant located in the first crosscut some 60m below the portal entrance, before the commencement of dewatering of the decline.

Under its Permit, the Company is able to discharge up to 220 metric tonnes of water per day via spray evaporation and percolation in its 11 acre spray field, 500m to the south of the portal entrance, provided it meets certain pH, sulfate, and arsenic concentration conditions, which the treatment plant has previously consistently met.

The discharged water from the treatment plant is continually monitored to ensure it remains within required parameters - pH (being between 6.5 and 8.5 pH), sulfate (less than 400 mg/l), and arsenic concentration (less than 0.1 mg/L). These parameters were met in order for the water to be discharged, confirming the consistency that the plant has achieved historically.

Results received from sampling confirm that underground water treated at the Lincoln Gold Project is comfortably within these limits. The plant has now been brought to full operational status and is discharging treated water to its spray field at permitted rates.



Figure 2: String Bean Alley Decline Unlocked and open for action. The Decline is nearly 900m long, at a decline of 12%, attaining a depth of around 200m below surface.⁵

For personal use only



Left, Figure 3: Water in decline prior to commencement of dewatering and restoration of services for drill access.⁵ **Right, Figure 4:** Clean water discharge from the Company's spray field system, signalling the commencement of dewatering from the String Bean Alley Decline.⁴

Next Steps: Proposed Work Program

The Company is continuing to advance towards its maiden drill campaign at the Lincoln Gold Project, with the initial underground drilling contract awarded to Swick Mining Services (Swick), a Western Australian-based Company, that now operates extensively within North America.

To undertake the drilling, Swick will mobilise a Gen II underground diamond rig from its North America base in Nevada, in coordination with the Company's preparations for planned drilling in November 2025.

The diamond drilling will commence from the Stringbean Alley Decline and is planned for up to 2,500m of HQ size core using metric tooling. The drill rig is planned to operate 24/7 for the duration of the program. The aim of this program is to convert the existing historical resource at Lincoln-Comet, to a mineral resource estimate that is compliant with JORC by January 2026.

After the initial drilling program and subsequent mineral resource estimate are completed, the Company will work to extend the resource with step-out drilling at Lincoln and Comet as well identification and drilling of exploration targets at other locations within the package of leases. The Company has already identified several high priority locations for drilling, including, the South Spring Hill and Medean (Keystone) veins.

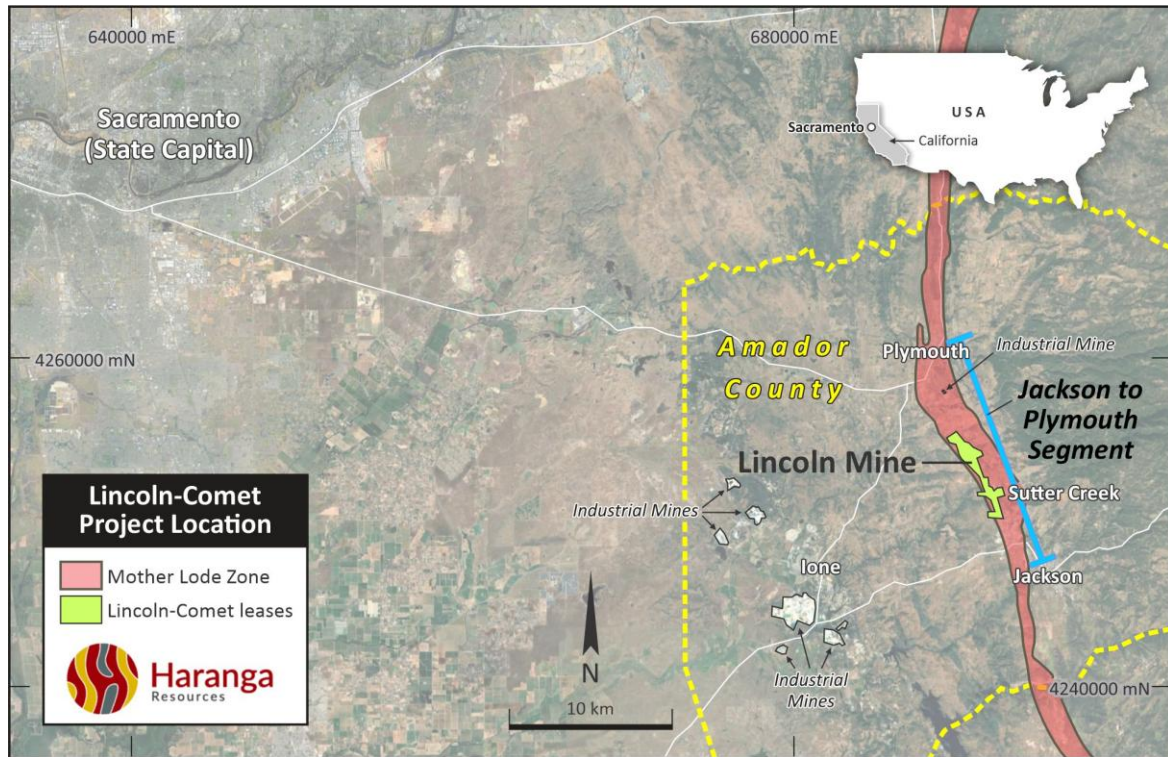


Figure 5: Project is located Southeast of Sacramento, California, USA¹. Several significant mines run by US Mine Corporation are active around Lone, where Heavy Mineral Concentrate, Clay and Silica is produced from three separate operations.



Figure 6: Aerial Photo of the Lincoln Gold Mine Infrastructure.⁹

For personal use only

Exploration Activities in Senegal

Ibel South Gold Project Update

Ibel South is located southwest of Kedougou and is within easy access from Haranga’s Saraya camp. The permit covers part of the Birimian Belt that further north hosts Resolute’s (ASX: RSG) Mako Gold Mine and along strike of the lithology that further to the NNE hosts the Massawa and Sabodala Gold Mines, all in operation. Ibel South is a 100% Haranga owned permit for gold exploration. Previous results from termite mound sampling outlined a number of zones anomalous for gold. The Company had planned an Aircore drilling program and this commenced in early July.

The campaign targeted a series of gold anomalies, identified through termite mound sampling (TMS), on the elevated lateritic plateau at the Ibel South Gold Project. The drilling was designed to penetrate the blanketing laterite sheets and to test the subsurface continuity of these TMS anomalies within the weathered bedrock, particularly in zones of historic artisanal mining. Three drill lines were initially laid out across the plateau positioned to access the mapped anomalies.

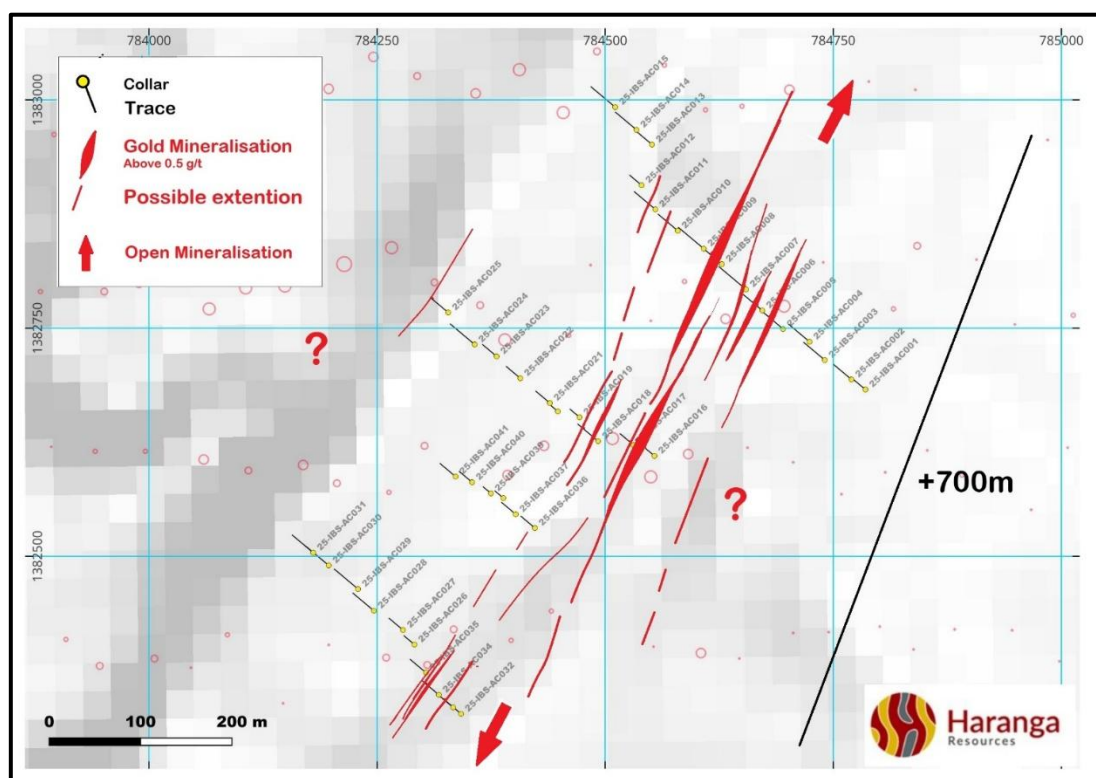


Figure 7: Planview interpretation of the Gold intercepts at +0.5g/t over the prospect. The mineralisation seems orientated N15°E along a possible 700m strike length and largely untested to the South, North and also West.

Drilling was completed in eight days, double shift, ahead of the program schedule. Drilling intersected strong water flows and all samples will require drying. Forty one holes were completed for a total of 2,000m drilled (Figure 7).

The 4m composite assay results from the Ibel South campaign confirmed the presence of significant and coherent gold mineralisation within the targeted greywacke unit. Several holes returned wide intervals of anomalous to high-grade gold (Table 2), with grades exceeding 1 g/t Au in multiple 4-metre composites.

Hole-ID	Interval	From	Comment
25-IBS-AC-005	12m @ 1.3 Au g/t	32m	
25-IBS-AC-006	8m @ 0.97 Au g/t	20m	
25-IBS-AC-007	4m @ 4.92 Au g/t	4m	In laterite
25-IBS-AC-008	20m @ 6.54 Au g/t	12m	Incl. 4m @ 14.64 Au g/t
25-IBS-AC-010	8m @ 1.58 Au g/t	24m	
25-IBS-AC-011	28m @ 0.82 Au g/t	16m	Incl. 4m @ 2.68 Au g/t
25-IBS-AC-016	20m @ 0.54 Au g/t	24m	
25-IBS-AC-016	10m @ 6.35 Au g/t	44m	Hole ended in mineralisation
25-IBS-AC-017	4m @ 14.83 Au g/t	8m	Sub-Laterite
25-IBS-AC-018	12m @ 0.65 Au g/t	8m	Sub-Laterite
25-IBS-AC-018	8m @ 1.57 Au g/t	28m	
25-IBS-AC-025	7m @ 0.58 Au g/t	44m	
25-IBS-AC-033	4m @ 0.62 Au g/t	20m	
25-IBS-AC-034	12m @ 0.71 Au g/t	28m	

Table 2: All Gold Intercepts at Ibel South (above 0.5 g/t), 4m composite samples.

Following on from the reporting of the 4 metre composite sample results, the individual 1 metre samples from all intervals that returned composite sample grades greater than 0.4 g/t Au were sent for assay.

Highlights include:

Hole-ID	Interval	From	Comment
25-IBS-AC-005	20m @ 0.71 g/t Au	32m	including 7m @ 1.51 g/t Au
25-IBS-AC-006	16m @ 0.47 g/t Au	12m	including 7m @ 0.78 g/t Au
25-IBS-AC-007	5m @ 4.74 g/t Au	5m	Including 3m @ 7.08 g/t Au
25-IBS-AC-008	20m @ 6.00 g/t Au	12m	including 4m @ 14.16/t Au
25-IBS-AC-010	5m @ 2.16 g/t Au	26m	including 2m @ 4.23 g/t Au
25-IBS-AC-011	2m @ 5.45 g/t Au	17m	
25-IBS-AC-011	2m @ 1.72 g/t Au	29m	
25-IBS-AC-016	12m @ 6.12 g/t Au	42m	including 7m @ 10.05 g/t Au ending in mineralisation
25-IBS-AC-017	7m @ 9.06 g/t Au	7m	
25-IBS-AC-018	7m @ 0.98 g/t Au	8m	including 2m @ 2.04 g/t Au
25-IBS-AC-018	5m @ 1.93 g/t Au	28m	
25-IBS-AC-033	1m @ 28.93 g/t Au	23m	
25-IBS-AC-034	9m @ 0.76 g/t Au	28m	including 3m @ 1.14 g/t Au

Table 3: Refined intercepts after 1m assays

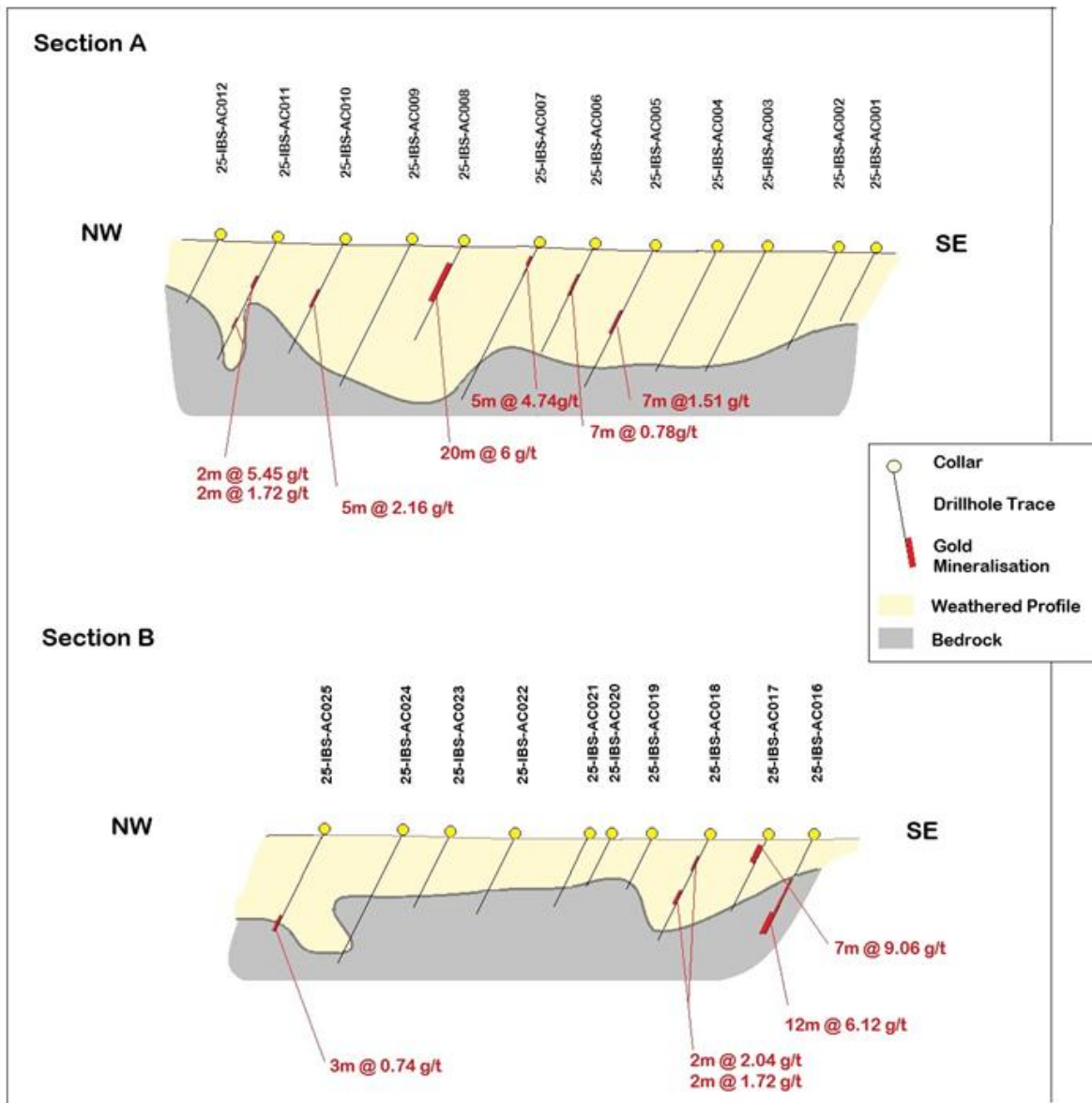


Figure 7: Updated sections A and B showing the main Gold intercepts at Ibel South.

These results, reported here in Table 3, provide a clearer definition of the mineralised intercepts, highlight the grade variability, and indicate potential ranges.

The significant intercepts from the composite results were confirmed with matching or improved continuity and tenor from the single metre results.

The single metre assays demonstrate excellent correlation with the composites, but also reveal sharper, high-grade zones, particularly in holes AC007, AC008, AC010, and AC016. These findings reinforce the prospectivity of the corridor and support further targeting of high-grade shoots along strike and at depth.

The confirmed mineralised zone remains open in all directions, including at depth as per hole AC-016 which ends in mineralisation.

Haranga has been notified that the Ibel South Gold Project lies partly within the buffer zone of a Unesco Heritage site of Ibel and Bandafassi mountain. It is not clear

For personal use only

whether the recent drilling is within the buffer zone. None of the Ibel South permit encroaches on the Heritage Site.

Coordination with local authorities is ongoing to clarify if the drilling is within the buffer zone. If the drilling is deemed to be within the buffer zone approval is required from the Ministry Of Culture. All other approvals were granted including from the Ministry of Mines and The Ministry of Forestry. Exploration is permitted within the buffer zone but requires additional approvals by the Ministry of Culture.

Four other exploration permits also have parts in the same buffer zone.

Next steps

The assay database for Ibel South is now integrated with composite and single metre results.

Haranga is in preparation to commence the second phase of Aircore drilling (~3,000m) in early November¹² (depending on the rainy season), targeting:

- Infill drilling between known intercepts to resolve grade continuity and shoot geometry.
- Step-out drilling north and south to extend mineralised trends.

Corporate

Board Member Changes⁷

Mr Jeremy King and Mr Bruce M^cCracken have accepted positions as non-Executive Directors on the Haranga Board, providing continuity of knowledge as the Company advances its drilling programs. During the Quarter, Mr Hendrik Schloemann tendered his resignation and subsequently ceased duties as a Non-Executive Director.

Capital Raising⁹

Following the end of the Quarter, Haranga successfully raised \$14m (before costs), via an oversubscribed two tranche placement. The Placement Shares are comprised of:

- **Tranche One:** To raise A\$9,800,000 by the issue of 70,000,000 new shares under the Company's LR 7.1 & LR 7.1A placement capacity; and
- **Tranche Two:** To raise A\$4,200,000 by the issue of 30,000,000 new shares, subject to shareholder approval at an Extraordinary General Meeting ("EGM", details to be announced).

Acquisition Completion

The completion of the acquisition of the Lincoln Gold Project² was completed and announced on July 30, 2025. Haranga was able to confirm that all conditions precedent had been met and completed the transaction.

Summary of Expenditure

At 30 September 2025, Haranga and its subsidiaries held \$1.87m in cash reserves. Further details can be found in the Appendix 5B released with this announcement. During the quarter, the Company incurred exploration and development expenditures of \$372,000 in Senegal and \$505,000 in the United States. These amounts relate to the current projects outlined below and are reflected in the Cashflow Report (5B) appended to this report. The Company did not incur any costs associated with mining, production, or development activities during the period.

Payments totalling approximately \$139k were paid to the Directors for fees relating to the present Quarter (\$118k to Executive and \$21k to non-executives) (section 6.1 of the accompanying 5B).

Tenement Table: ASX Listing Rule 5.3.3

Mining tenement interests held at the end of the quarter and their location

Tenement reference location	Nature	Status	Interest	Target interest
PR 02208, Senegal	JV	Granted	70%	Haranga has acquired 70% interest from Mandinga Resources who own 100% of the Saraya project. The Vendor has a 30% free carry to PFS. After PFS the Vendor will have to contribute to cost or dilute to royalty.
Ibel South - No.°10378 - Senegal	Direct	Granted	100%	Ibel South - No.°10378 - Senegal

Mining tenement interests relinquished during the quarter and their location

Nil

The mining tenement interests acquired during the quarter and their location

The Company acquired a 100% interest in the Lincoln Gold Project, California. The permits included in the Lincoln Gold Project are outlined in Table 4 below and Figures A1.

Mining tenement interests under application during the quarter and their location

Nil

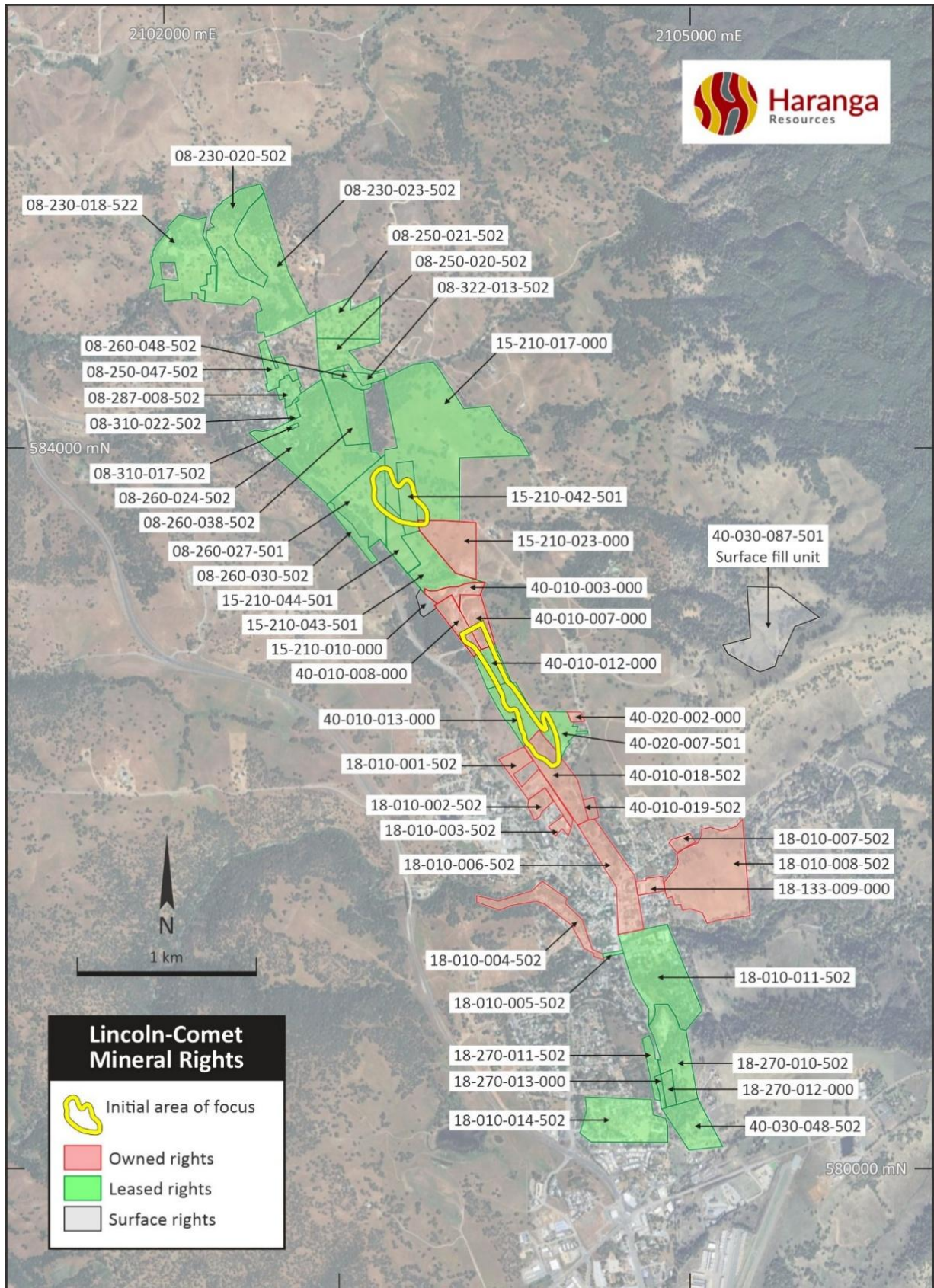
For personal use only

Table 4: Lincoln Comet Gold Project Properties (refer Figure A1)¹

Parcel Number	Location	Mine	Mineral Rights	Size (Acres)
008-230-018-522	Bunker Hill Cemetery Area	Bunker Hill	Leased	6.62
008-230-020-522	Bunker Hill Mill Site, Mayflower (N por.), Nevada (W por.)	Bunker Hill	Leased	12.26
008-230-023-502	Mayflower (S por.), Nevada (E por., S por.), Bunker Hill, Last Chance	Bunker Hill	Leased	17.5
008-250-020-502	East Amador (S por.), Great Eastern (S por.)	Original Amador	Leased	8
008-250-021-502	East Amador (N por.), Great Eastern (N por.)	Original Amador	Leased	8.35
008-250-047-502	Eclipse Extension (NE por.), Original Amador (W por.?) [School Street area]	Original Amador	Leased	8
008-260-024-502	Keystone Gold, Spring Hill & Geneva, por. East Keystone	Keystone	Leased	58.62
008-260-027-501	S.por. Spring Hill & Geneva, East Keystone, South Spring Hill	Keystone		27.62
008-260-030-502	SpPor. Spring Hill & Geneva, East Keystone, South Spring Hill	Keystone	Leased	20.96
008-260-038-502	Niagara (S por.)	Keystone	Leased	56.52
008-260-048-502	Niagara (N por.)	Original Amador	Leased	15.25
008-287-008-502	Eclipse Extension (E por.), Original Amador (W por.?) [School Street area]	Original Amador	Leased	30.74
008-310-017-502	Located in Keystone Gold	Keystone	Leased	1
008-310-022-502	Eclipse or Keystone por.? [Hotel Alley]	Original Amador	Leased	1.65
008-322-013-502	Great Eastern (S por.), Niagara (NE por.), El Dorado (N por.)	Original Amador	Leased	2.35
015-210-010-000	South Keystone (portion)	Keystone		3.38
015-210-017-000	Keystone, South Spring Hill (S por.), Medean, Herbertville (Talisman)	Keystone	Leased	20.86
015-210-023-000	Parking Lot/ Ronald Little Field	Keystone	Owned	1.63
015-210-042-501	Medean	Keystone	Leased	148.39
015-210-043-501	Herbertville, Talisman	Keystone	Leased	50.18
015-210-044-501	South Spring Hill	Keystone	Leased	25.38
018-010-001-502	Lincoln	Lincoln	Owned	17.9
018-010-002-502	Lincoln	Lincoln	Owned	20.11
018-010-003-502	Lincoln	Lincoln	Owned	16.11
018-010-004-502	Mill Road	Lincoln	Owned	16.99

Parcel Number	Location	Mine	Mineral Rights	Size (Acres)
018-010-005-502	Mill Road	Central Eureka	Leased	9.08
018-010-006-502	Mahoney, Wildman	Lincoln	Owned	9.09
018-010-007-502	Emerson	Lincoln	Owned	0.2
018-010-008-502	Emerson/Wildman East	Lincoln	Owned	8.13
018-010-011-502	Maxwell, Railroad	Central Eureka	Leased	3.61
018-010-014-502	West part of Eureka	Central Eureka	Leased	1.78
018-133-009-000	Sutter Creek Grammar School	Lincoln	Owned	20.43
018-270-010-502	Amador Gold	Central Eureka	Leased	1.8
018-270-011-502	Alpha	Central Eureka	Leased	4.14
018-270-012-000	Amador Gold	Central Eureka	Leased	3.02
018-270-013-000	Alpha	Central Eureka	Leased	1.82
040-010-003-000	Sutter Gold Mine/South Herbertville	Sutter Gold	Owned	0.86
040-010-007-000	Wabash	Wabash	Owned	46.68
040-010-008-000	North Star	North Star	Owned	34.42
040-010-012-000	Comet	Comet	Leased	4.04
040-010-013-000	Golden Eagle, Triumph	Golden Eagle	Leased	13.19
040-010-018-501	From Sales Doc Exhibit A Lincoln Qtz Mine Lot 42			16.71
040-010-018-502	Lincoln	Lincoln	Owned	7.42
040-010-019-502	Stewart	Lincoln	Owned	5.7
040-020-002-000	13455 Amador Road (old office location)	Lincoln	Owned	4.5
040-020-007-501	13449 Amador Rd (mine house), 95685 (-9713.??)	Lincoln	Leased	5.05
040-030-048-502	Summit	Central Eureka	Leased	
040-030-087-501	Surface Fill Unit	NA	Leased	
040-010-018-501	Lincoln Qtz Mine Lot 42		Leased	16.71

Figure A1: Lincoln Comet Tenements (Table 4)¹



For personal use only

This ASX announcement has been authorised for release by the Board of Haranga Resources Limited.

FOR FURTHER INFORMATION PLEASE CONTACT:

PETER BATTEN

Managing Director

HARANGA RESOURCES LIMITED

E: info@haranga.com.au

Competent Person's and Compliance Statement

The information in this announcement that relates to Exploration Results is based on and fairly represents information and supporting documentation compiled by Mr Jean Kaisin working under the supervision of Mr Peter Batten, a Competent Person, who is a Member of The Australasian Institute of Mining and Metallurgy (MAusIMM). Mr Batten has sufficient experience that is relevant to the style of mineralisation and type of deposit under consideration and to the activity which he is undertaking to qualify as a Competent Person as defined in the 2012 Edition of the 'Australasian Code for Reporting of Exploration Results, Mineral Resources and Ore Reserves'. Mr Batten is the Managing Director of Haranga Resources Limited and consents to the inclusion in this announcement of the Exploration Results in the form and context in which they appear. Mr Kaisin is a full-time employee of Haranga Resources Limited.

The information in this announcement that is footnoted below (1 - 7 & 10 - 11) relates to exploration results and mineral resources that have been released previously on the ASX. The Company confirms that it is not aware of any new information or data that materially affects the information included in the original market announcements and that, in the case of mineral resources estimates, all material assumptions and technical parameters underpinning the estimates continue to apply and have not materially changed. The Company confirms that the form and context in which the Competent Person's finding is presented have not been materially modified from the original market announcements.

Saraya - Mineral Resource

The Company confirms it is not aware of any new information or data that materially affects the information included in the Mineral Resource estimate and all material assumptions and technical parameters underpinning the estimate continue to apply and have not materially changed when referring to its resource announcement made on 24 August 2024. The Company confirms that the form and context in which the Competent Person's finding is presented have not been materially modified from the original market announcements.

Saraya - Mineral Resource Estimate

The resource as reported at 27 August 2024 is as follows:

Classification	Tonnage	Grade	Contained eU ₃ O ₈	
	Mt	eU ₃ O ₈ ppm	Mlbs	Tonnes
Indicated	4.1	740	6.7	3,038
Inferred	10.4	475	10.9	4,946
Total	14.5	550	17.6	7,984

Saraya Mineral Resource Estimate² - 250ppm cutoff, Indicator Kriging

ASX Announcements referenced to directly, or in the commentary of this quarterly activities release.

- Information relating to the proposed purchase of the Lincoln Gold Project taken from the report titled "Haranga Secures Richest Section of Historic Mother Lode" released on the ASX on 25th of March 2025 and available to view on <https://haranga.com/investors/asx-announcements/>
- Information relating to completion of the acquisition of the Lincoln Comet Project taken from the report titled "Haranga Completes Acquisition of the Lincoln Gold Project" released on the ASX on 30th of July 2025 and available to view on <https://haranga.com/investors/asx-announcements/>
- Drilling results for the Ibel South Gold Project taken from the report titled "High-Grade Gold Intercepts Confirmed by Single Metre Assays at Ibel South" released on the ASX on 8th of October 2025 and available to view on <https://haranga.com/investors/asx-announcements/>
- Information relating to the commencement of dewatering at Lincoln Gold Project is taken from the report titled "Lincoln Gold Project Operational Update" released on the ASX on 4th of September 2025 and available to view on <https://haranga.com/investors/asx-announcements/>
- Information relating to the Underground Access at Lincoln Gold Project is taken from the report titled "Lincoln Gold Project Update" released on the ASX on 25th of August 2025 and available to view on <https://haranga.com/investors/asx-announcements/>
- Information relating to the re-assaying of samples from the Lincoln Project is taken from the report titled "Due Diligence Sampling of Historic Drill Core and Pulps Confirm Exceptional High Grade Gold Assays" released on the ASX on 7th of July 2025 and available to view on <https://haranga.com/investors/asx-announcements/>
- Information relating to the change of board members is taken from the report titled "Lincoln Gold Project Completion Update and Board Appointments" released on the ASX on 11th of July 2025 and available to view on <https://haranga.com/investors/asx-announcements/>
- Information relating to the awarding of the drill contract at Lincoln Project is taken from the report titled "Drill Contract Awarded for High Grade Lincoln Gold Project" released on the ASX on 26th of September 2025 and available to view on <https://haranga.com/investors/asx-announcements/>

9. Information relating to capital raising is taken from the report titled "Oversubscribed Placement Cornered by Gold Fund" released on the ASX on 15th October 2025 and available to view on <https://haranga.com/investors/asx-announcements/>
10. Mineral Resource Estimate results taken from the report titled "Saraya Uranium Mineral Resource Approaches 20 Mlbs eU₃O₈" released on the ASX on 27th of August 2024 and available to view on <https://haranga.com/investors/asx-announcements/>.
11. The pictures of the infrastructure were taken from the report titled "Lincoln Permitting Presentation" released on the ASX on the 23rd September 2025 and available to view on <https://haranga.com/investors/asx-announcements/>.
12. Information relating to the 2nd phase AC drilling campaign at Ibel South is taken from the report titled "3000m AC Drill Program at Ibel South Gold Project Approved" released on the ASX on 28th October 2025 and available to view on <https://haranga.com/investors/asx-announcements/>

Announcements are available to view on <https://haranga.com/investors/asx-announcements/>

Disclaimer

Forward-looking statements are statements that are not historical facts. Words such as "expect(s)", "feel(s)", "believe(s)", "will", "may", "anticipate(s)", "potential(s)" and similar expressions are intended to identify forward-looking statements. These statements include, but are not limited to statements regarding future production, resources or reserves and exploration results. All of such statements are subject to certain risks and uncertainties, many of which are difficult to predict and generally beyond the control of the Company, that could cause actual results to differ materially from those expressed in, or implied or projected by, the forward-looking information and statements. These risks and uncertainties include, but are not limited to: (i) those relating to the interpretation of drill results, the geology, grade and continuity of mineral deposits and conclusions of economic evaluations, (ii) risks relating to possible variations in reserves, grade, planned mining dilution and ore loss, or recovery rates and changes in project parameters as plans continue to be refined, (iii) the potential for delays in exploration or development activities or the completion of feasibility studies, (iv) risks related to commodity price and foreign exchange rate fluctuations, (v) risks related to failure to obtain adequate financing on a timely basis and on acceptable terms or delays in obtaining governmental approvals or in the completion of development or construction activities, and (vi) other risks and uncertainties related to the Company's prospects, properties and business strategy. Investors are cautioned not to place undue reliance on these forward-looking statements that speak only as of the date hereof, and the Company does not undertake any obligation to revise and disseminate forward-looking statements to reflect events or circumstances after the date hereof, or to reflect the occurrence of or non-occurrence of any events.

About Haranga Resources

Haranga Resources is a multi-commodity company focused on Gold and Uranium. The Company's most advanced project is the Saraya Uranium Project in Senegal, previously owned by Uranium giant Orano (previously Areva) and which has in excess of 65,000m of historical drilling and a defined a mineral resource of 14.5Mt @ 550ppm eU₃O₈ for 17.6 Mlbs contained eU₃O₈ Indicated and Inferred. In addition, Haranga has a brownfield gold project in Senegal within a prolific geological gold province in close proximity to well-defined resources and producing mines. Both projects are serviced from its 40-man exploration camp.

More recently the Company completed its maiden drill program across the Ibel South Gold permit during July, with results expected August.

Corporately, the Company is in the process of acquiring the advanced high grade Lincoln Gold Project in California, which has significant infrastructure and fully permitted for mining.

Haranga's collective expertise includes considerable experience running ASX-listed companies and financing, operating and developing mining and exploration projects in Africa, Australia, and other parts of the world.

Haranga Resources Limited

ABN 83 141 128 841

A: Suite 7/ 63 Shepperton Road
Victoria Park, 6100

T: +61 6158 9990

E: info@haranga.com.au

W: haranga.com

Directors

Michael Davy - Chairman

Peter Batten - Managing Director

Jeremy King - NED

Bruce Mc Cracken - NED

Trading Symbols

Australia: ASX:HAR

Frankfurt: FSE:65E0

For personal use only

Schedule 1 - Lincoln Gold Project - Foreign Estimate Disclosures

The NI 43-101 Mineral Resources for the Lincoln Gold Project, as at 2 July 2015, are estimated at 958,910 tonnes at 9.29g/t Au for 286,000 ounces of gold.

The information in this announcement relating to the Lincoln Gold Project Mineral Resources is reported in accordance with the requirements applying to foreign estimates in the ASX Listing Rules and, as such, are not reported in accordance with the JORC Code.

A Competent Person has not yet completed sufficient work to classify the NI 43-101 Mineral Resources as JORC Code Mineral Resources in accordance with the JORC Code 2012.

It is uncertain that following evaluation and/or further exploration work that the NI 43-101 Mineral Resources will be able to be reported as Mineral Resources or Ore Reserves in accordance with the JORC Code.

The information in this announcement that relates to the NI 43-101 Mineral Resources and of the Lincoln Gold Project has been extracted from the unpublished report entitled "Updated Technical Report on the Lincoln Mine Project, Amador County, California, prepared for Sutter Gold Mining Inc" dated 2 July 2015 (the "Report"), which sets out the Mineral Resources of the Lincoln Gold Project as at 2 July 2015.

The Mineral Resource estimates for the Lincoln Gold Project have been prepared using the National Instrument 43-101 - Standards of Disclosure for Mineral Projects of the Canadian Securities Administrators (the "Canadian NI 43-101 Standards").

The Mineral Resources estimates for the Lincoln Gold Project are not, and do not purport to be, compliant with the JORC Code and are therefore classified as "foreign estimates" under the ASX Listing Rules.

For personal use only

Appendix 5B

Mining exploration entity or oil and gas exploration entity quarterly cash flow report

Name of entity

HARANGA RESOURCES LIMITED (HAR)

ABN

83 141 128 841

Quarter ended ("current quarter")

30 September 2025

Consolidated statement of cash flows	Current quarter \$A'000	Year to date (9 months) \$A'000
1. Cash flows from operating activities		
1.1 Receipts from customers		
1.2 Payments for		
(a) exploration & evaluation	(877)	(1,775)
(b) development	-	-
(c) production	-	-
(d) staff costs	(110)	(233)
(e) administration and corporate costs	(267)	(483)
1.3 Dividends received (see note 3)	-	-
1.4 Interest received	4	6
1.5 Interest and other costs of finance paid	-	-
1.6 Income taxes paid	-	-
1.7 Government grants and tax incentives	-	-
1.8 Other	(261)	(241)
1.9 Net cash from / (used in) operating activities	(1,511)	(2,726)
2. Cash flows from investing activities		
2.1 Payments to acquire or for:		
(a) entities	-	-
(b) tenements	-	-
(c) property, plant and equipment	-	-
(d) exploration & evaluation	-	-
(e) investments	-	-
(f) other non-current assets	-	-

Mining exploration entity or oil and gas exploration entity quarterly cash flow report

Consolidated statement of cash flows		Current quarter \$A'000	Year to date (9 months) \$A'000
2.2	Proceeds from the disposal of:		
	(a) entities	-	-
	(b) tenements	-	-
	(c) property, plant and equipment	-	-
	(d) investments	-	-
	(e) other non-current assets	-	-
2.3	Cash flows from loans to other entities	-	-
2.4	Dividends received (see note 3)	-	-
2.5	Other (provide details if material)	-	-
2.6	Net cash from / (used in) investing activities	-	-
3.	Cash flows from financing activities		
3.1	Proceeds from issues of equity securities (excluding convertible debt securities) ¹	-	5,283
3.2	Proceeds from issue of convertible debt securities	-	150
3.3	Proceeds from exercise of options	-	-
3.4	Transaction costs related to issues of equity securities or convertible debt securities	(61)	(345)
3.5	Proceeds from borrowings	-	263
3.6	Repayment of borrowings	(505)	(768)
3.7	Transaction costs related to loans and borrowings	-	-
3.8	Dividends paid	-	-
3.9	Funds raised shares to be issued	-	-
3.10	Net cash from / (used in) financing activities	(566)	4,583
4.	Net increase / (decrease) in cash and cash equivalents for the period		
4.1	Cash and cash equivalents at beginning of period	3,944	10
4.2	Net cash from / (used in) operating activities (item 1.9 above)	(1,511)	(2,726)
4.3	Net cash from / (used in) investing activities (item 2.6 above)	-	-
4.4	Net cash from / (used in) financing activities (item 3.10 above)	(566)	4,583
4.5	Effect of movement in exchange rates on cash held	-	-
4.6	Cash and cash equivalents at end of period	1,867	1,867

¹ Relates to Placement T1, shares issued on 1 April 2025.

5. Reconciliation of cash and cash equivalents at the end of the quarter (as shown in the consolidated statement of cash flows) to the related items in the accounts	Current quarter \$A'000	Previous quarter \$A'000
5.1 Bank balances	1,867	3,944
5.2 Call deposits	-	-
5.3 Bank overdrafts	-	-
5.4 Other (provide details)	-	-
5.5 Cash and cash equivalents at end of quarter (should equal item 4.6 above) (*)	1,867	3,944

6. Payments to related parties of the entity and their associates	Current quarter \$A'000
6.1 Aggregate amount of payments to related parties and their associates included in item 1	(138)
6.2 Aggregate amount of payments to related parties and their associates included in item 2	-
<i>Note: if any amounts are shown in items 6.1 or 6.2, your quarterly activity report must include a description of, and an explanation for, such payments.</i>	
Payment for executive director salary relating to previous and current quarters, payment for non-executive director fees.	

7. Financing facilities <i>Note: the term "facility" includes all forms of financing arrangements available to the entity. Add notes as necessary for an understanding of the sources of finance available to the entity.</i>	Total facility amount at quarter end \$A'000	Amount drawn at quarter end \$A'000
7.1 Loan facilities	-	-
7.2 Credit standby arrangements	-	-
7.3 Other (unrelated party loan)	-	-
7.4 Total financing facilities	-	-
7.5 Unused financing facilities available at quarter end		-
7.6 Include in the box below a description of each facility above, including the lender, interest rate, maturity date and whether it is secured or unsecured. If any additional financing facilities have been entered into or are proposed to be entered into after quarter end, include a note providing details of those facilities as well.		

For personal use only

Mining exploration entity or oil and gas exploration entity quarterly cash flow report

8. Estimated cash available for future operating activities	\$A'000
8.1 Net cash from / (used in) operating activities (item 1.9)	(1,511)
8.2 (Payments for exploration & evaluation classified as investing activities) (item 2.1(d))	-
8.3 Total relevant outgoings (item 8.1 + item 8.2)	(1,511)
8.4 Cash and cash equivalents at quarter end (item 4.6)	1,867
8.5 Unused finance facilities available at quarter end (item 7.5)	-
8.6 Total available funding (item 8.4 + item 8.5)	1,867
8.7 Estimated quarters of funding available (item 8.6 divided by item 8.3)	1.24
<i>Note: if the entity has reported positive relevant outgoings (ie a net cash inflow) in item 8.3, answer item 8.7 as "N/A". Otherwise, a figure for the estimated quarters of funding available must be included in item 8.7.</i>	
8.8 If item 8.7 is less than 2 quarters, please provide answers to the following questions:	
8.8.1 Does the entity expect that it will continue to have the current level of net operating cash flows for the time being and, if not, why not?	
Answer: Yes	
8.8.2 Has the entity taken any steps, or does it propose to take any steps, to raise further cash to fund its operations and, if so, what are those steps and how likely does it believe that they will be successful?	
Answer: Yes. Subsequent to the quarter ended 30 September 2025 the Company announced a capital raise of \$14m, with Tranche 1 Placements of \$9.8m being settled on 22 October 2025 and Tranche 2 being subject to Shareholder Approval.	
8.8.3 Does the entity expect to be able to continue its operations and to meet its business objectives and, if so, on what basis?	
Answer: Yes, per above.	
<i>Note: where item 8.7 is less than 2 quarters, all of questions 8.8.1, 8.8.2 and 8.8.3 above must be answered.</i>	

Compliance statement

- 1 This statement has been prepared in accordance with accounting standards and policies which comply with Listing Rule 19.11A.
- 2 This statement gives a true and fair view of the matters disclosed.

Date: 29 October 2025

Authorised by: The Board of Haranga Resources Limited

Notes

1. This quarterly cash flow report and the accompanying activity report provide a basis for informing the market about the entity's activities for the past quarter, how they have been financed and the effect this has had on its cash position. An entity that wishes to disclose additional information over and above the minimum required under the Listing Rules is encouraged to do so.
2. If this quarterly cash flow report has been prepared in accordance with Australian Accounting Standards, the definitions in, and provisions of, *AASB 6: Exploration for and Evaluation of Mineral Resources* and *AASB 107: Statement of Cash Flows* apply to this report. If this quarterly cash flow report has been prepared in accordance with other accounting standards agreed by ASX pursuant to Listing Rule 19.11A, the corresponding equivalent standards apply to this report.
3. Dividends received may be classified either as cash flows from operating activities or cash flows from investing activities, depending on the accounting policy of the entity.
4. If this report has been authorised for release to the market by your board of directors, you can insert here: "By the board". If it has been authorised for release to the market by a committee of your board of directors, you can insert here: "By the [name of board committee – eg Audit and Risk Committee]". If it has been authorised for release to the market by a disclosure committee, you can insert here: "By the Disclosure Committee".
5. If this report has been authorised for release to the market by your board of directors and you wish to hold yourself out as complying with recommendation 4.2 of the ASX Corporate Governance Council's *Corporate Governance Principles and Recommendations*, the board should have received a declaration from its CEO and CFO that, in their opinion, the financial records of the entity have been properly maintained, that this report complies with the appropriate accounting standards and gives a true and fair view of the cash flows of the entity, and that their opinion has been formed on the basis of a sound system of risk management and internal control which is operating effectively.