

ASX:HZN

QUARTERLY REPORT

Period ending 30 September 2025

HORIZON



Highlights

Payment of final FY25 Dividend

- > Cumulative distributions paid over the past 5 years are now more than A\$250 million following the payment of the FY25 final dividend (AUD 1.5 cents per share) on 24 October 2025.

Maari Ten-Year Permit Extension Granted

- > The Maari Joint Venture received approval from New Zealand Petroleum & Minerals Department (NZPAM) for a ten-year extension of the PMP 38160 (Maari) permit, extending its term from 1 December 2027 to 1 December 2037.

Robust cashflow and production growth driven by Thailand acquisition ³

- > Production and sales volumes for the quarter increased by 37% and 28% respectively to 490,428 boe and 484,912 boe, driven by the inclusion of two months production from the recently completed Thailand acquisition and strong production from Horizon's legacy assets.
- > Production revenue increased 19.2% to US\$26.7 million, aided by US\$3.5 million in additional revenues generated from the Thailand assets for the two months since completion.
- > Net operating cash flow¹ for the quarter increased 21.9% to US\$17.0 million.
- > Group cash operating costs reduced below US\$20/boe, aided by low cost Thailand production.
- > Cash reserves at the end of the quarter were US\$46.0 million, with a modest net debt² position at 30 September 2025 of US\$2.0 million following the drawdown of approximately US\$21 million in debt which was used to substantially fund the Thailand acquisition. An additional US\$9.6 million was received after the quarter end in October from the September Maari oil lifting, which has largely replenished cash reserves following the final dividend paid on 24 October 2025.
- > A robust commodity hedge position is in place, with 140,000 bbls of oil hedged at a weighted average price of -US\$67/bbl through March 2026, focusing on nearer term Maari and Block 22/12 scheduled liftings. Mereenie gas production effectively hedged through long term fixed price gas contracts covering the next two years.

Acquisition of Thailand production assets completion ³

- > On 1 August 2025 the previously announced acquisition of an effective 7.5% interest in the Sinphuhorm gas field and a 60% interest in the Nam Phong gas field in Thailand through the purchase of 75% of the shares in Exxon's Thailand upstream business completed.
- > The acquisition resulted in a 3.9 MMboe increase in Horizon net 2P reserves at the acquisition effective date of 1 January 2025 with an immediate material increase in Horizon's net average daily production.
- > Financial close on an amended debt facility with Macquarie Bank was achieved, providing additional funding of approximately US\$21 million which was used to substantially fund the acquisition.

1. Net operating cashflow represents total revenue less direct production operating expenditure (including workover costs).

2. Net debt/cash is non-IFRS financial information and represents cash on hand minus the nominal value of debt outstanding. This metric is widely used in the oil and gas industry.

3. All reported numbers for Thailand in this report represent Horizon's effective working interest in the assets since the completion date of 1 August 2025 - 7.5% of Sinphuhorm and 60% of Nam Phong. Horizon holds these interests via its 75% shareholding in MH Energy Thailand Pty Limited (MHET) which will be equity accounted as an investment for financial reporting purposes.

4. Financial results contained in this quarterly are unaudited.

CHIEF EXECUTIVE OFFICER'S COMMENTARY

This has been an outstanding quarter for the company, and a pivotal time in the Company's history with completion of the Thailand acquisition resulting in a step change in the Group's production and reserves base, which also coincided with the award of a ten-year permit extension at Maari. Together, these outcomes position the company for sustained long-term cashflow generation. Whilst the inclusion of two months of additional Thailand production, sales and revenues dominated the quarter, robust production from the Group's legacy assets also helped to underpin the results. Successful workover activity at Maari, higher priced gas sales at Mereenie, and higher production and sales volumes at Block 22/12 despite the disruption of a number of typhoons demonstrates the benefits of a diversified production portfolio. The continued strong cashflow generation from the Group's assets has allowed the Company to maintain its strong focus on distributions, whilst still investing in production growth, with the final FY25 dividend of AUD 1.5 cents per share paid to shareholders late last week.

I have been particularly pleased with the rapid and seamless integration of the Thailand assets into our portfolio, and the early collaboration with our joint venture partners, Matahio and PTTEP. This strong joint venture collaboration, combined with the quality of the assets, provides a solid foundation for these assets to make a meaningful contribution to the company's value proposition into the future. Production from both fields remains strong, and a variety of growth initiatives are being progressed in earnest. As a result, and of course subject to commodity prices, we are forecasting payback from our investment, inside of 24 months, highlighting the economic merit of the transaction.

The Company remains in a strong financial position and through our continued focus on careful and considered investment in our asset base we can continue to execute our strategy and prioritise returns to shareholders.

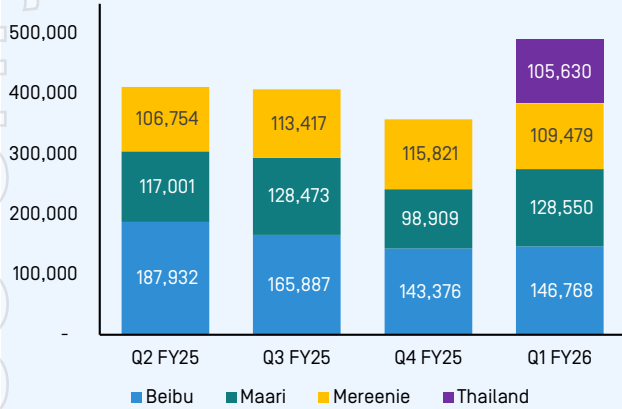


Richard Beament
Chief Executive Officer

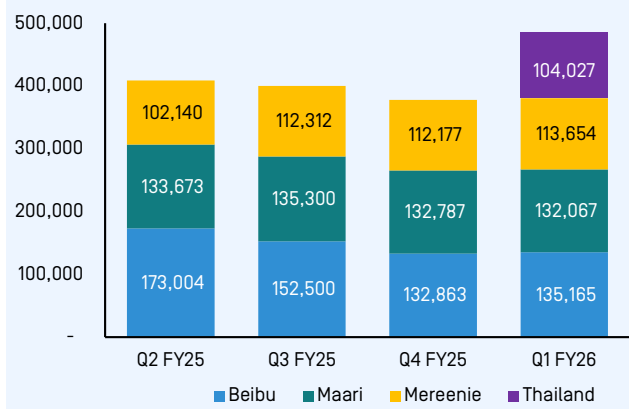
COMPARATIVE PERFORMANCE

Period ending 30 September 2025

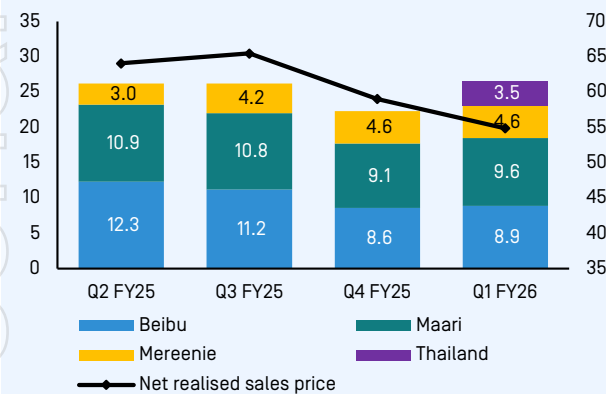
Oil & gas production (boe)



Oil & gas sales (boe)

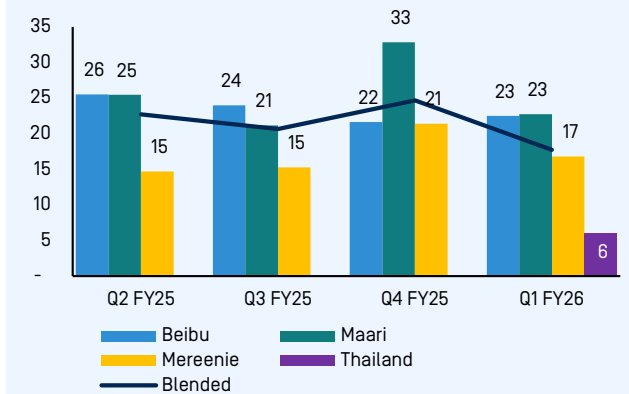


Revenue¹ (US\$m)



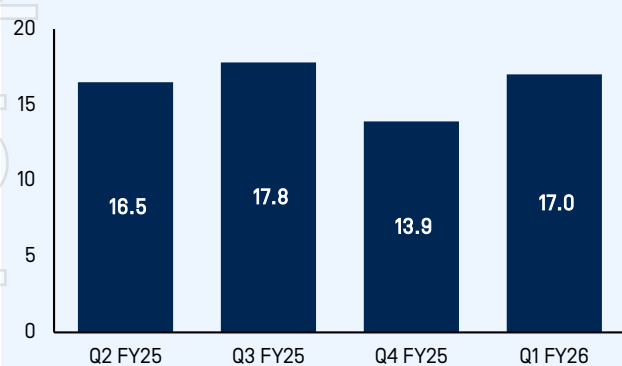
¹ excluding hedge settlements

Operating expenditure¹ (US\$/boe)



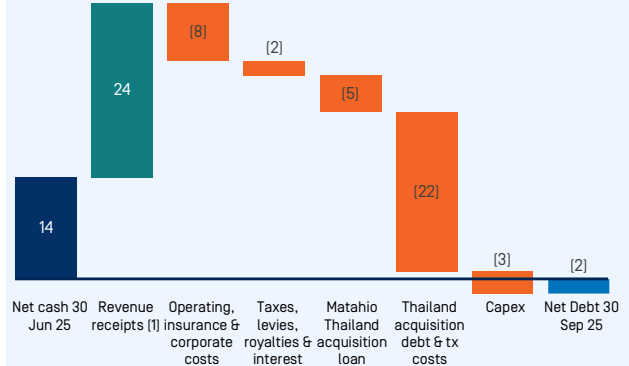
¹ excluding workover expenditures

Operating cash flow¹ (US\$m)



¹ Operating cash flow represents cash in-flows from revenue less operating expenditure

Net cash/net debt (US\$m)



¹ Cash receipts generally have a 1-month lag from the point of revenue recognition.

² Quarterly China income tax and special oil gain levy, Maari quarterly income tax and royalty payment.

Notes:

- a. Financial results contained in this quarterly are unaudited.
- b. Statements contained in this report, particularly those regarding the possible or assumed future performance, costs, dividends, returns, production levels or rates, prices, reserves, potential growth of Horizon, industry growth or other trend projections and any estimated company earnings are or may be forward looking statements. Such statements relate to future events and expectations and as such involve known and unknown risks and uncertainties. Actual results, actions and developments may differ materially from those expressed or implied by these forward-looking statements depending on a variety of factors.

FINANCIAL SUMMARY

OIL & GAS PRODUCTION AND SALES	Q1 FY26 Boe ³	Q4 FY25 Boe ³	Change %	Calendar YTD 2025 Boe ³
Block 22/12 (Beibu Gulf), Offshore China				
Crude oil production (NW) ¹	146,768	143,376	2.4%	456,032
Crude oil sales	135,165	132,863	1.7%	420,528
PMP 38160 (Maari & Manaia), Offshore New Zealand				
Crude oil production (NW) ¹	128,550	98,909	30.0%	355,932
Crude oil inventory on hand	21,514	28,309	(24.0%)	21,514
Crude oil sales	132,067	132,787	(0.5%)	400,154
OL4 And OL5, Mereenie, Onshore Australia³				
Crude oil & gas production (NW) ¹	109,479	115,821	(5.5%)	338,717
Crude oil inventory on hand	3,535	3,904	(9.5%)	3,535
Crude oil & gas sales	113,654	112,177	1.3%	338,143
Sinphuhorm & Nam Phong, Onshore Thailand^{3,4}				
Crude oil & gas production	105,630	-	100%	105,630
Crude oil & gas sales	104,027	-	100%	104,027
TOTAL OIL & GAS PRODUCTION AND SALES				
OIL & GAS PRODUCTION	490,428	358,106	37.0%	1,256,310
OIL & GAS SALES	484,912	377,827	28.3%	1,262,852

Notes:

1. Production amounts are shown on a net working interest basis (NWI).
2. Amounts may not cast due to the rounding of balances.
3. References to BOE refers to barrels of oil equivalent where liquids are equal to the total of oil, condensate and natural gas liquids where 1 barrel of condensate or natural gas liquids equals 1 barrel of oil. Gas reserves have been converted to oil equivalent using 5.816 PJ equals one million barrels of oil equivalent.
4. All reported numbers for Thailand in this report represent Horizon's effective working interest in the assets since the completion date of 1 August 2025 - 7.5% of Sinphuhorm and 60% of Nam Phong. Horizon holds these interests via its 75% shareholding in MH Energy Thailand Pty Limited (MHET) which will be equity accounted as an investment for financial reporting purposes.

FINANCIAL SUMMARY

PRODUCING OIL & GAS PROPERTIES	Q1 FY26 US\$'000	Q4 FY25 US\$'000	Change %	Calendar YTD 2025 US\$'000
Block 22/12 (Beibu Gulf), Offshore China				
Production revenue ¹	8,894	8,594	3.5%	28,651
Operating expenditure	3,307	3,103	6.6%	10,388
Workovers	94	63	48.9%	310
Special oil gain levy	77	52	48.4%	486
PMP 38160 (Maari & Manaia), Offshore New Zealand				
Production revenue ¹	9,605	9,124	5.3%	29,553
Operating expenditure	2,924	3,250	[10.0%]	8,896
Workovers	886	209	>100%	1,096
Inventory adjustments ²	762	1,870	[59.3%]	3,495
OL4 And OL5, Mereenie, Onshore Australia				
Production revenue	4,645	4,648	[0.1%]	13,447
Operating expenditure	1,838	2,482	[26.0%]	6,053
Inventory adjustments ²	63	[34]	[>100%]	3
Sinphuhorm & Nam Phong, Onshore Thailand ⁵				
Production revenue	3,517	-	100%	3,517
Operating expenditure	635	-	100%	635
TOTAL PRODUCING OIL & GAS PROPERTIES				
Production Revenue	26,662	22,366	19.2%	75,168
Oil Hedging Settlements	59	658	[91.0%]	1,003
Total Revenue [Incl. hedging settlements]	26,721	23,024	16.1%	76,171
Direct Production Operating Expenditure	9,762	9,107	7.2%	27,455
Net Operating Cash Flow ³	16,959	13,917	21.9%	48,716
DEVELOPMENT EXPENDITURES ⁴				
PMP 38160 (Maari and Manaia), New Zealand	105	857		1,963
Block 22/12 (Beibu Gulf), offshore China	56	3,059		3,115
OL4 & OL5, (Mereenie), onshore Australia	139	270		4,389
Sinphuhorm & Nam Phong, onshore Thailand ⁵	-	-		-
Total capital expenditure	300	4,186		9,467
LIQUIDITY				
Cash on hand ⁶	45,962	39,782		45,962
Debt Facility ⁷	[47,919]	[26,109]		[47,919]
Net [Debt]/Cash ⁸	[1,956]	13,673		[1,956]

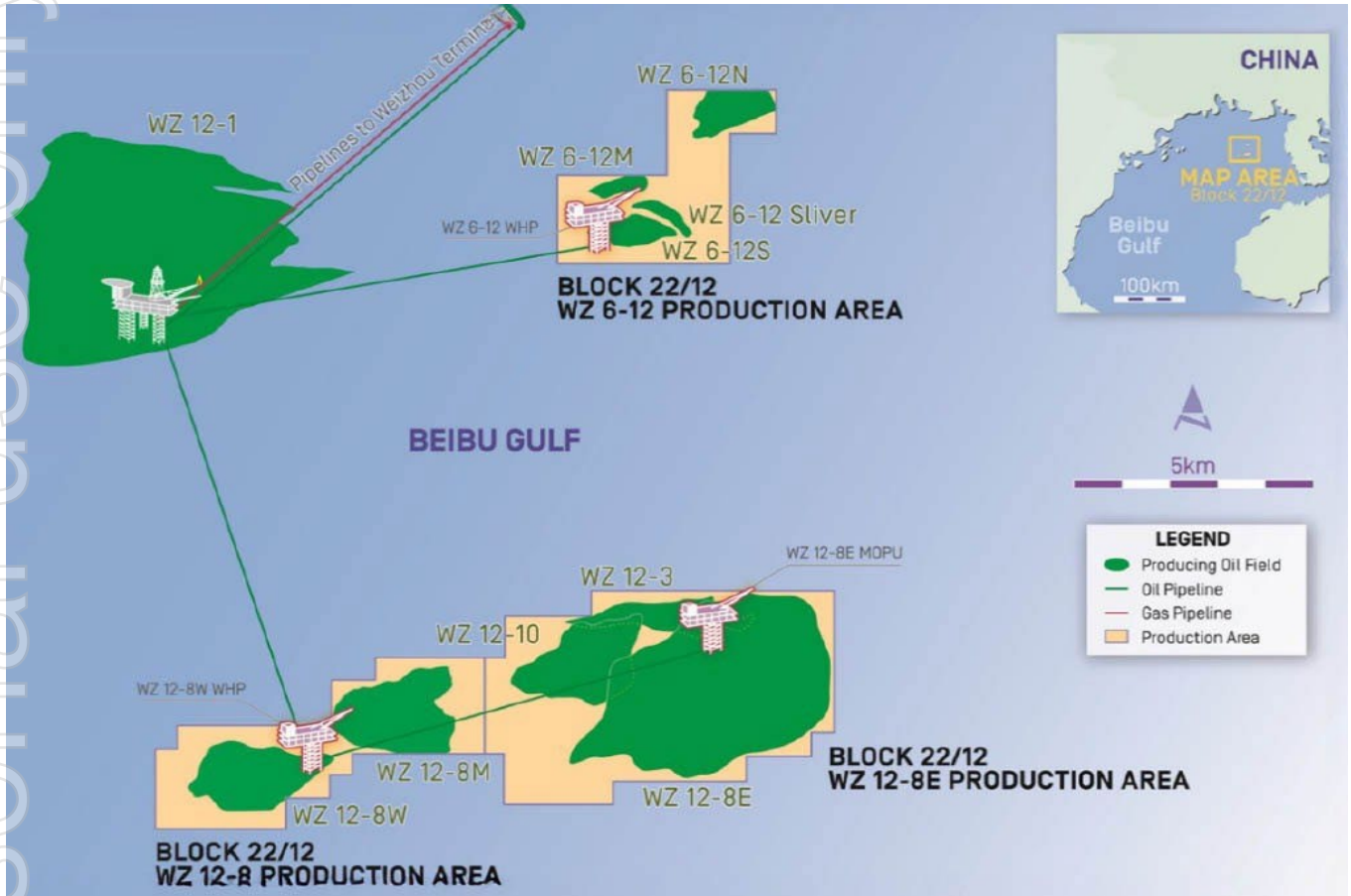
Notes:

- Represents gross revenue excluding hedge gains and losses.
- Represents an accounting adjustment for cost of crude oil inventory sold or produced during the period.
- Represents total revenue less direct production operating expenditure (including workover costs).
- No exploration activities were undertaken during the quarter.
- All reported numbers for Thailand in this report represent Horizon's effective working interest in the assets since the completion date of 1 August 2025 - 7.5% of Sinphuhorm and 60% of Nam Phong. Horizon holds these interests via its 75% shareholding in MH Energy Thailand Pty Limited (MHET) which will be equity accounted as an investment for financial reporting purposes.
- Cash on hand includes US\$41.1 million Group cash and Horizon's share of cash held in MHET of US\$4.8 million via its 75% shareholding in MHET. For financial reporting purposes MHET will be equity accounted and accordingly reported as a net investment on the Group balance sheet.
- Represents principal amounts drawn down at 30 September 2025, translated into USD at the period end spot exchange rate.
- Net debt/cash is non-IFRS financial information and represents cash on hand minus debt. This metric is widely used in the oil and gas industry.
- Amounts may not cast due to the rounding of balances.

PRODUCTION

Block 22/12, Beibu Gulf, offshore China

[Horizon: 26.95%]



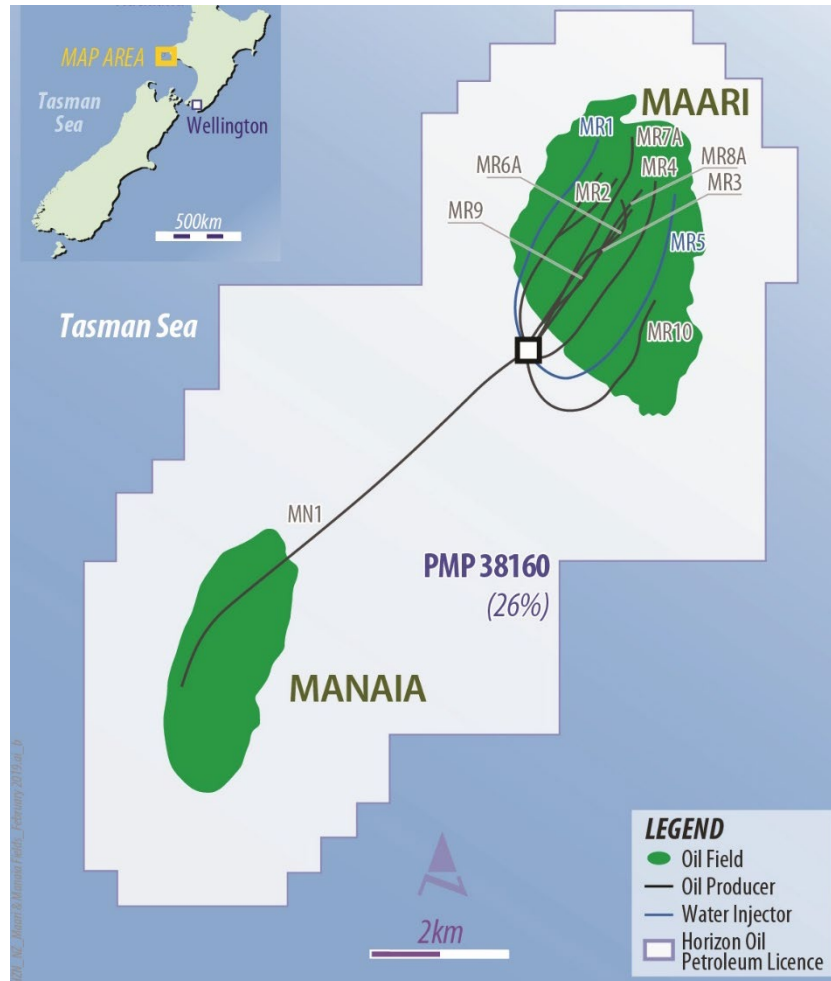
Gross oil production for the quarter averaged 5,919 bopd [1,595 Horizon net], a 2.4% increase on the prior quarter, reflecting continued strong field performance despite a total of nine days of production deferment over two typhoon events in July and September. Following the quarter, in early October, Typhoon Matmo led to another short interruption to operations (3–7 Oct). The facilities were de-manned during the typhoons and safely returned to production. Net sales for the quarter were 135,165 bbls, generating revenue of US\$8.9 million. Cash operating costs for the quarter were US\$22.53/bbl [produced], excluding the costs of workovers.

Several optimisation measures were undertaken during the period, including increased pump frequencies on four WZ12-8W wells, with two additional wells successfully restarted in June after extended downtime. Following the quarter, a two well workover campaign was successfully completed, with current combined rates of ~900bopd materially contributing to production.

The Joint Venture continues to mature CY26 work program activities, including the liquid handling capacity upgrade and further infill drilling opportunities across the Project area.

PRODUCTION

PMP 38160, Maari/Manaia fields, Taranaki Basin, offshore New Zealand
 [Horizon: 26%]



Production for the quarter averaged 5,374 bopd gross [1,397 bopd net to Horizon], with a 30% increase on the previous quarter reflecting the successful return to production of MN1 and MR4 in July following ESP replacement workovers. Monthly production peaked in August at over 5,600 bopd, the highest monthly average since March 2020. Cash operating costs averaged US\$22.75/bbl produced, excluding workover costs. Net sales were 132,067 bbls, generating revenue of US\$9.6 million. Net crude oil inventory at 30 September 2025 was 21,514 bbls.

The MN1 and MR4 workovers were successfully completed in late July. Oil production resumed from both as expected, with current combined rates of ~1,700 bopd. Improved gas production from both MN1 and MR4 coming back online has also reduced crude used as fuel.

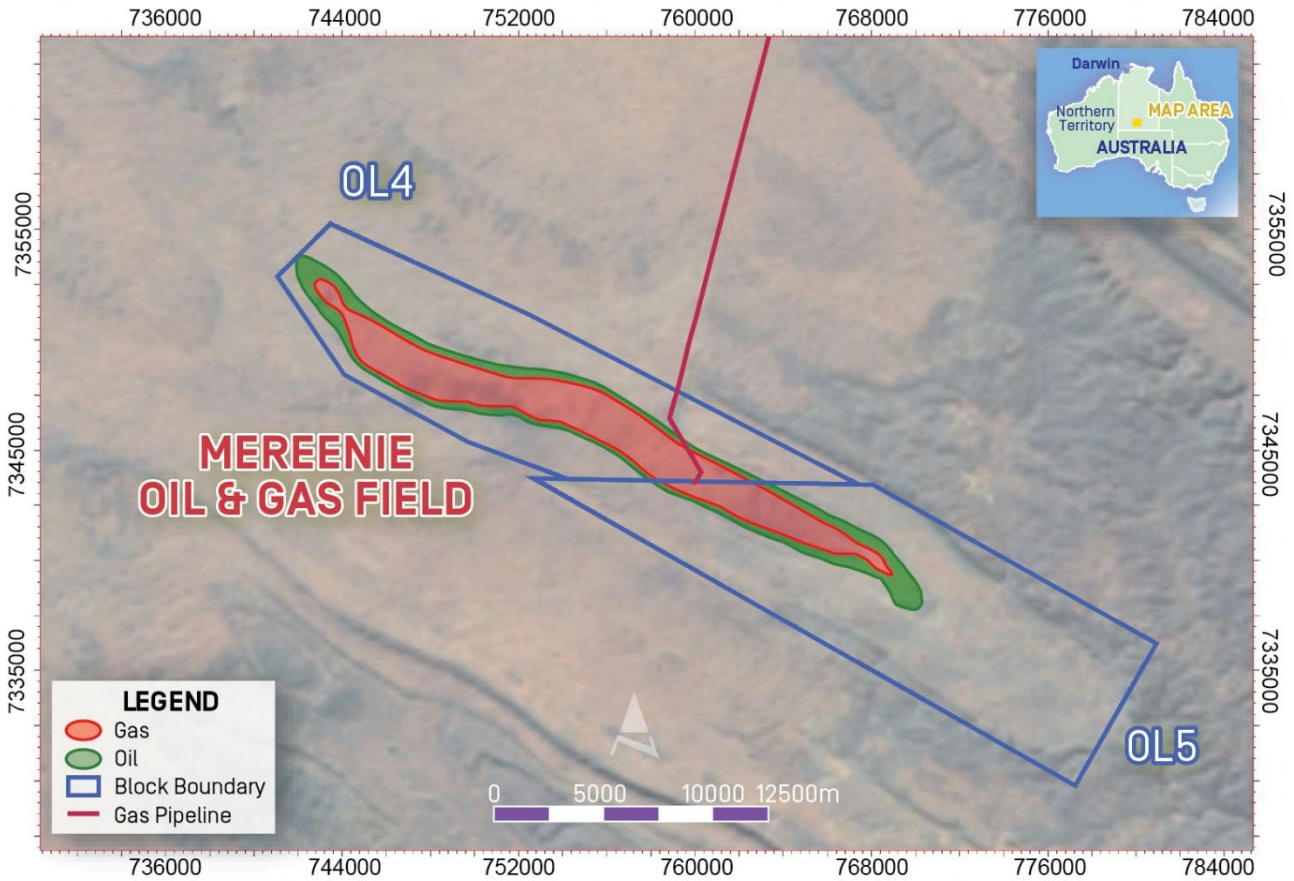
The Maari Joint Venture has received formal approval for a ten-year extension of the PMP 38160 permit, now expiring in December 2037. This extension supports continued production from the field over the longer term and planning for the field's ultimate decommissioning.

For personal use only

PRODUCTION

OL4 and OL5, Mereenie, NT, Australia

[Horizon: 25%]



Mereenie production averaged 26.0 TJ/d [6.5 TJ/d net to Horizon] for the quarter, slightly lower than the previous quarter due to a combination of pipeline outages, compressor constraints, and liquids handling limitations. Oil production remained steady, averaging approximately 334 bopd [83 bopd net]. Despite the slightly lower gas production, revenues from oil and gas sales remained flat at US\$4.6 million supported by improved gas pricing under the newer GSAs with an average realized gas price for the quarter of A\$10.25/GJ.

Development wells WM29 and WM30 continued to perform strongly, now contributing close to 25% of total gas sales.

Gas marketing efforts continued during the quarter, with a new GSA signed shortly after the quarter end for the firm supply of 4.9PJ [1.3PJ net to HZN] of gas to be supplied for 2026 and 2027 to McArthur River Mining.

The Joint Venture continues to focus on additional CY26 work program activities, including further infill and appraisal drilling opportunities.

PRODUCTION

Sinphuhorm & Nam Phong, Thailand

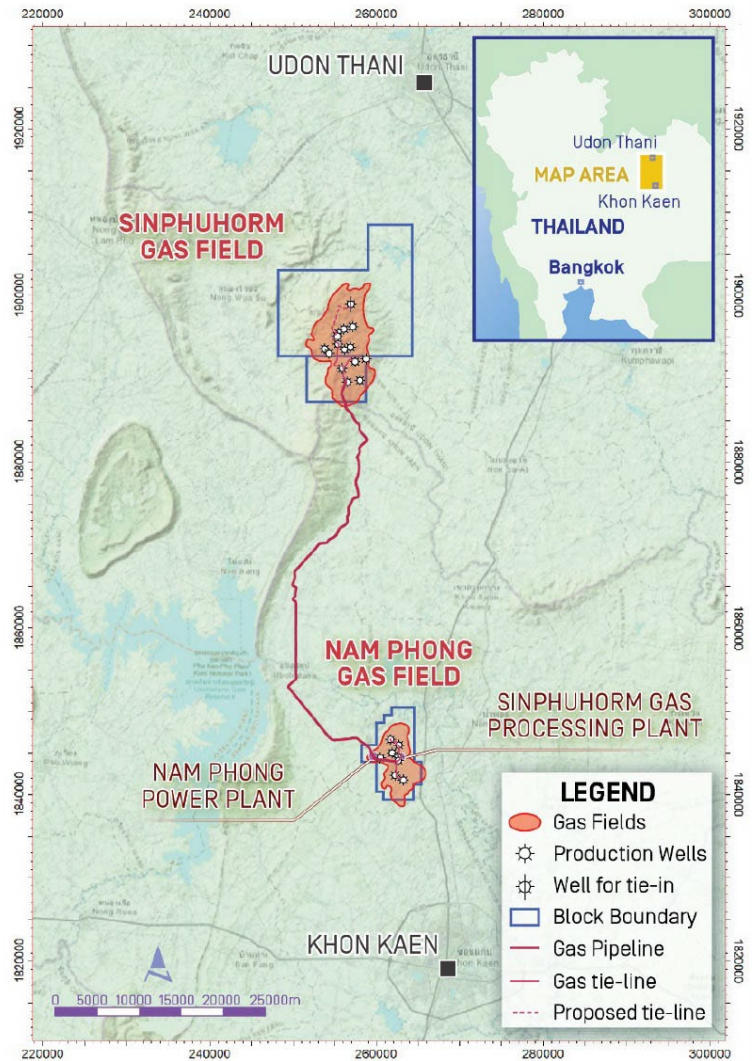
[Horizon: Sinphuhorm 7.5%; Nam Phong 60%]

Production from Sinphuhorm and Nam Phong over the two months since the 1 August 2025 acquisition completion was a combined average of ~1,732 boepd net to Horizon. Sinphuhorm averaged gas sales of 83.3 TJ/d [6.2 TJ/d Horizon net] and condensate sales of 151 bopd [11 bopd Horizon net], with reduced rates due to scheduled power station maintenance, while Nam Phong averaged 6.0 TJ/d [3.6 TJ/d Horizon net]. Sinphuhorm daily nominations returned to over 100 TJ/d on 26 September 2025 following completion of the power station maintenance. Horizon’s share of revenues generated from oil and gas sales from both fields combined for the two months since completion was US\$3.5 million, with cash operating costs averaging US\$6.01/boe produced.

A planned 45-day reduction in Sinphuhorm offtake commenced in mid-August to accommodate gas turbine maintenance of Block 2 at EGAT’s Nam Phong Power Station. During this period, PTTEP carried out preventative maintenance on the Sinphuhorm booster compressor and related systems.

The acquisition of the Thai assets completed on 1 August as planned. HAZOP and HAZID reviews at Nam Phong confirmed strong operational knowledge within the team and identified actions that are now being progressed under Matahio’s operatorship. Further, a “Produce the Limit” workshop with the JV Partners was undertaken, which identified several potential opportunities; these are being high graded and selectively matured by the Operator.

At Sinphuhorm, the Operator plans to tie in the previously drilled wells PH1-ST and PH14 once Pad D is connected to the production network via a new flowline, with first gas targeted in Q4 2026. Approvals for the tie-in have been granted by the various regulatory bodies, with works expected to commence before the end of this calendar year. Additionally, two exploration wells are being considered as part of a future program aimed at confirming additional hydrocarbon potential to support long term gas supply to the Nam Phong power plant of up to 125 MMscfd [gross] [~131 TJ/d].



For personal use only

The estimates of petroleum reserves and resources contained in this statement are based on, and fairly represent, information and supporting documentation prepared by staff and independent consultants under the supervision of Mr Gavin Douglas, Chief Operating Officer, of Horizon Oil Limited. Mr Douglas is a full-time employee of Horizon Oil Limited and is a member of the American Association of Petroleum Geologists. Mr Douglas' qualifications include a Master of Reservoir Evaluation and Management from Heriot Watt University, UK and more than 25 years of relevant experience. Mr Douglas consents to the use of the petroleum reserves and resources estimates in the form and context in which they appear in this statement.

Authorisation

This ASX announcement is approved and authorised for release by the Company Secretary on 30 October 2025.

For more information please contact:

Horizon Oil Limited
Richard Beament CEO

T: +61 2 9332 5000
F: +61 2 9332 5050

Level 4, 360 Kent Street
Sydney NSW 2000 Australia

> horizonoil.com.au

HORIZON