

30 October 2025

Company Announcements Office
ASX Limited

**QUARTERLY ACTIVITIES REPORT
FOR THE PERIOD ENDED 30 SEPTEMBER 2025**

During the quarter, Santa Fe Minerals Ltd (“**Santa Fe**”, “**SFM**” or “**the Company**”) completed the acquisition of the Eburnea Gold Project (**Acquisition**) in Cote d’Ivoire from Turaco Gold Ltd (and its subsidiaries) (**Turaco Gold** or **TCG**). The Company also continued work on the Watson’s Well Vanadium project and the Challa Gold project.

Eburnea Gold Project – Cote d’Ivoire

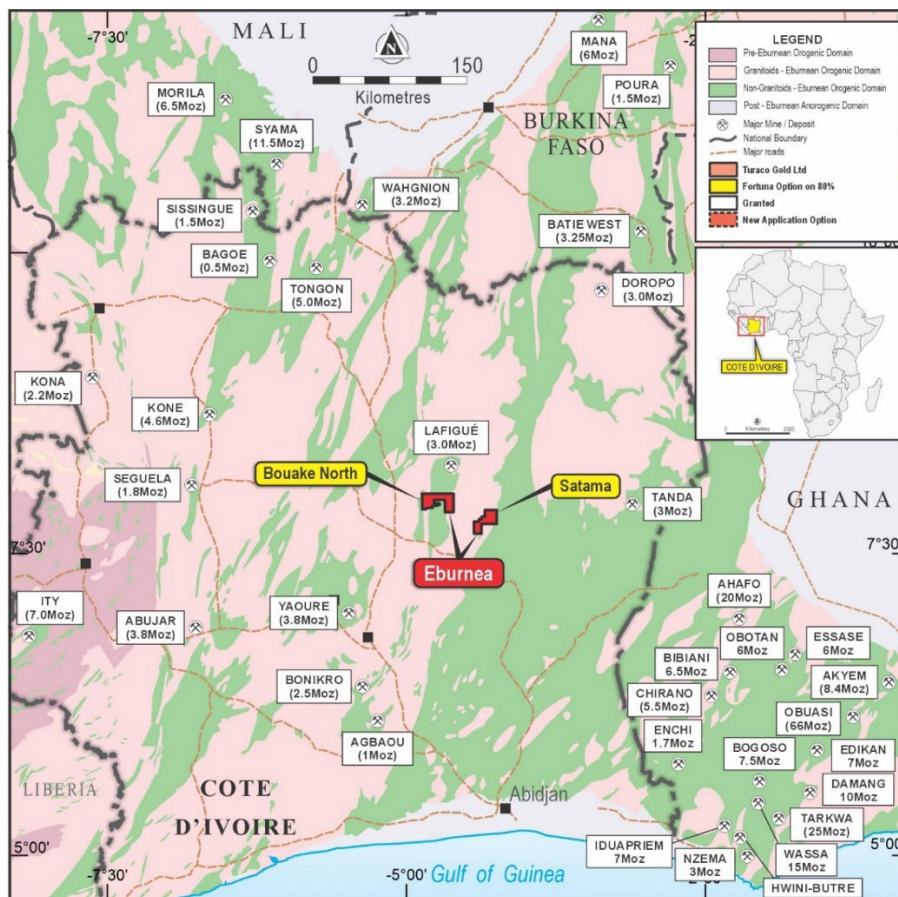


Figure 1 – Eburnea Project location plan.

For personal use only

Santa Fe Minerals Limited (**Santa Fe, SFM, or the Company**) completed the acquisition of the Eburnea Gold Project (**Acquisition**) in Cote d'Ivoire from Turaco Gold Ltd (and its subsidiaries) (**Turaco Gold or TCG**) – see ASX Announcement 17 September 2025.

The Company also completed a capital raising for \$1,200,000, through the issue of 24,000,000 fully paid ordinary shares in the Company (**SFM Shares**) at \$0.05 each (**Capital Raising**).

The proceeds from the Capital Raising, combined with existing cash reserves, will be utilised to provide funding for the Company's intended exploration programs across the Company's existing projects as well as at the newly acquired Eburnea Gold Project. In addition, the Company intends to continue to assess opportunities in the resources sector, with a particular focus on gold exploration projects.

The Company (through its subsidiaries) now holds a 100% interest in the Satama Permit and 65% interest in the Bouake North Application, comprising 549.5km² of land in Cote d'Ivoire, prospective for Gold. Please refer the Company's ASX Announcement dated 3 July 2025 for further details about the Eburnea Gold Project.

Completion of the Acquisition

In completing the Acquisition, the Company:

- issued 12,000,000 SFM Shares (**Consideration Shares**);
- issued 4,000,000 performance rights with the following vesting conditions:
 - 2,000,000 performance rights will vest upon Santa Fe announcing a JORC Mineral Resource Estimate from the Eburnea Gold Project of greater than 500,000 ounces of gold reported at a lower cut-off grade of 0.5g/t gold and expire 4 years from their issue date; and
 - 2,000,000 performance rights will vest upon Santa Fe announcing a JORC Mineral Resource Estimate from the Eburnea Gold Project of greater than 1,000,000 ounces of gold reported at a lower cut-off grade of 0.5g/t gold and expire 4 years from their issue date;
- made a cash payment of \$59,968 being the cash held in Turaco Exploration prior to completion.

Refer to the ASX announcement dated 3 July 2025 for the material terms to the share purchase agreements.

The acquisition of the Eburnea Gold Project, the Capital Raising and related resolutions were passed by shareholders of the Company at General Meeting held on 27 August 2025 – see ASX announcement dated 27 August 2025.

CHALLA GOLD PROJECT – WESTERN AUSTRALIA

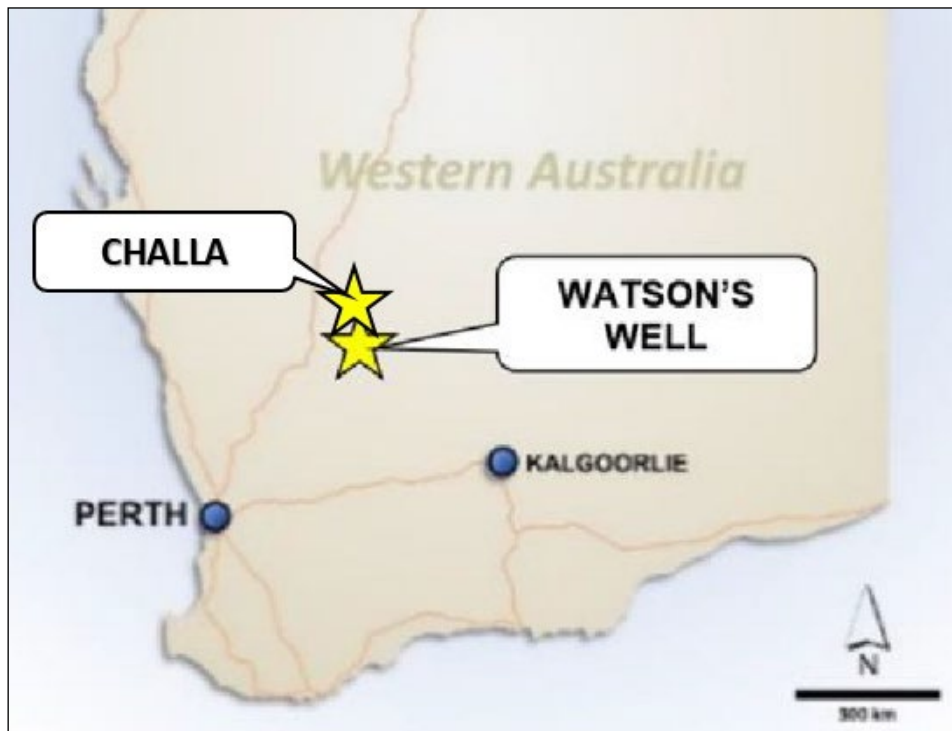


Figure 2: Project locations.

CHALLA GOLD PROJECT – WESTERN AUSTRALIA

Golden Girls Prospect

Background

The Golden Girls area has been subject to extensive metal detecting for gold nuggets, and several phases of surface sampling with some very limited drill testing. Several drill intersections of anomalous gold (>100ppb Au) were identified with a maximum result of 3.74g/t Au (ASX Announcement 6 August 2018). No further drilling has been completed. Grid based Auger geochemical sampling has successfully extended the known gold anomalies and identified additional anomalies over a 5km strike with maximum results of 256ppb and 245ppb Au.

During the June 2025 quarter, an additional 325 Auger samples were collected to better define the open-ended gold anomalies. Auger drilling was completed every 50m along 200m spaced lines adjacent to the previously identified anomalies (Figure 2). Assay results were received and processed in the September 2025 quarter. The Auger sampling successfully defined new gold anomalies both at the northern and southern ends of the previously identified 5km long gold trend (ASX Announcement 29 July 2025).

In addition, 4 lines of Auger samples completed 2km west of the Golden Girls prospect uncovered 3 new gold anomalies over 500m, 300m and 200m strike. This new area has now been named the “Golden Hope” prospect.

Next Steps

The Golden Girls Auger geochemistry targets are now sufficiently defined to be tested via an Air-core (AC) drilling program.

The new Auger geochemistry anomalies at the Golden Hope prospect are open along strike and will require additional sampling prior to AC drill testing.




Figure 2: Golden Girls Prospect with Auger sampling locations coloured by Au ppb.

Watsons Well Vanadium – Titanium-Iron Project (SFM 100%)

Background

The Watsons Well area hosts a 7km long high magnetic zone containing extensive vanadium-titanium-iron mineralisation. The vanadium-titanium and iron mineralisation occur in massive to disseminated magnetite layers within the host gabbro and is easily traceable in magnetic survey data. A drilling program targeting the central thicker part of the 7km magnetic high zone intersected strong magnetite with associated robust vanadium-titanium and iron grades (ASX Announcement 3 April 2023). Multiple thick zones were intersected ranging up to 84m downhole. This thick zone in WWRC006 extended from 62m to 146m grading 0.4% V₂O₅, 4.24% TiO₂, 20% Fe.

For personal use only

During the quarter, activities for Watsons Well were limited to desktop studies.

Corporate

At the end of the Quarter, the Company held a balance of \$1,855,250 in liquid assets comprising of \$1,798,655 in cash and shares held in listed entities with a market value of \$56,595. Current shareholdings are as follows:

Oakajee Limited (ASX: OKJ)	1,286,250 fully paid ordinary shares
----------------------------	--------------------------------------

The Company continues to assess a number of opportunities in the resources sector, with a particular focus on gold exploration.

This ASX announcement has been authorised for release by the Board.

- ENDS -

For further information, please contact:

Doug Rose
Managing Director
+61 409 465 511

COMPLIANCE STATEMENT

The information in this report that relates to Exploration Results is based on information compiled by Mr. Reginald Beaton who is a Member of the Australian Institute of Geoscientists. Mr Beaton is an employee of Santa Fe Minerals Limited and has sufficient experience which is relevant to the style of mineralisation under consideration to qualify as a Competent Person as defined in the 2012 Edition of the 'Australian Code for Reporting of Exploration Results, Mineral Resources and Ore Reserves'. Mr. Beaton consents to the inclusion in the report of the matters based on the information compiled by him, in the form and context in which it appears.

The Company is not aware of any new information or data that materially affects the information included in the above.

Appendix 1: Disclosures in accordance with ASX Listing Rule 5.3

Tenements held at the end of the quarter

Tenement	Holder ¹	Interest	Location	Status
E58/485	Challa Resources Pty Ltd	100%	Western Australia	Granted
E58/500	Challa Resources Pty Ltd	100%	Western Australia	Granted
E58/501	Challa Resources Pty Ltd	100%	Western Australia	Granted
E58/502	Challa Resources Pty Ltd	100%	Western Australia	Granted
E58/503	Challa Resources Pty Ltd	100%	Western Australia	Granted
E59/2257	Challa Minerals Pty Ltd	100%	Western Australia	Granted

¹Challa Resources Pty Ltd and Challa Minerals Pty Ltd are wholly owned subsidiaries of Santa Fe Minerals Limited.

Related Party Payments

During the quarter ended 30 June 2025, the Company made payments of \$61,600 to related parties and their associates. These payments relate to existing remuneration arrangements being director fees and superannuation.

For personal use only

Appendix 5B

Mining exploration entity or oil and gas exploration entity quarterly cash flow report

Name of entity

Santa Fe Minerals Limited

ABN

59 151 155 734

Quarter ended ("current quarter")

30 September 2025

Consolidated statement of cash flows	Current quarter \$A'000	Year to date (3 months) \$A'000
1. Cash flows from operating activities		
1.1 Receipts from customers	-	-
1.2 Payments for		
(a) exploration & evaluation	(91)	(91)
(b) development	-	-
(c) production	-	-
(d) staff costs	(61)	(61)
(e) administration and corporate costs	(265)	(265)
1.3 Dividends received (see note 3)	-	-
1.4 Interest received	5	5
1.5 Interest and other costs of finance paid	-	-
1.6 Income taxes paid	-	-
1.7 Government grants and tax incentives	-	-
1.8 Other (provide details if material)	-	-
1.9 Net cash from / (used in) operating activities	(412)	(412)
2. Cash flows from investing activities		
2.1 Payments to acquire or for:		
(a) entities	-	-
(b) tenements	-	-
(c) property, plant and equipment	-	-
(d) exploration & evaluation	-	-
(e) investments (net inflow)	9	9
(f) other non-current assets	-	-

Consolidated statement of cash flows	Current quarter \$A'000	Year to date (3 months) \$A'000
2.2 Proceeds from the disposal of:	-	-
(a) entities	-	-
(b) tenements	-	-
(c) property, plant and equipment	-	-
(d) investments	-	-
(e) other non-current assets	-	-
2.3 Cash flows from loans to other entities	-	-
2.4 Dividends received (see note 3)	-	-
2.5 Other (provide details if material)	-	-
2.6 Net cash from / (used in) investing activities	9	9

3. Cash flows from financing activities		
3.1 Proceeds from issues of equity securities (excluding convertible debt securities)	1,200	1,200
3.2 Proceeds from issue of convertible debt securities	-	-
3.3 Proceeds from exercise of options	-	-
3.4 Transaction costs related to issues of equity securities or convertible debt securities	(49)	(49)
3.5 Proceeds from borrowings	-	-
3.6 Repayment of borrowings	-	-
3.7 Transaction costs related to loans and borrowings	-	-
3.8 Dividends paid	-	-
3.9 Other (provide details if material)	-	-
3.10 Net cash from / (used in) financing activities	1,151	1,151

4. Net increase / (decrease) in cash and cash equivalents for the period		
4.1 Cash and cash equivalents at beginning of period	1,051	1,051
4.2 Net cash from / (used in) operating activities (item 1.9 above)	(412)	(412)
4.3 Net cash from / (used in) investing activities (item 2.6 above)	9	9
4.4 Net cash from / (used in) financing activities (item 3.10 above)	1,151	1,151

For personal use only

Mining exploration entity or oil and gas exploration entity quarterly cash flow report

Consolidated statement of cash flows		Current quarter \$A'000	Year to date (3 months) \$A'000
4.5	Effect of movement in exchange rates on cash held	-	-
4.6	Cash and cash equivalents at end of period	1,799	1,799

5. Reconciliation of cash and cash equivalents at the end of the quarter (as shown in the consolidated statement of cash flows) to the related items in the accounts		Current quarter \$A'000	Previous quarter \$A'000
5.1	Bank balances	1,357	217
5.2	Call deposits	442	834
5.3	Bank overdrafts	-	-
5.4	Other (provide details)	-	-
5.5	Cash and cash equivalents at end of quarter (should equal item 4.6 above)	1,799	1,051

6. Payments to related parties of the entity and their associates		Current quarter \$A'000
6.1	Aggregate amount of payments to related parties and their associates included in item 1	62
6.2	Aggregate amount of payments to related parties and their associates included in item 2	-

Note: if any amounts are shown in items 6.1 or 6.2, your quarterly activity report must include a description of, and an explanation for, such payments.

Director fees and superannuation in the quarter.

Mining exploration entity or oil and gas exploration entity quarterly cash flow report

7. Financing facilities <i>Note: the term "facility" includes all forms of financing arrangements available to the entity. Add notes as necessary for an understanding of the sources of finance available to the entity.</i>	Total facility amount at quarter end \$A'000	Amount drawn at quarter end \$A'000
7.1 Loan facilities	-	-
7.2 Credit standby arrangements	-	-
7.3 Other (please specify)	-	-
7.4 Total financing facilities	-	-
7.5 Unused financing facilities available at quarter end		
7.6 Include in the box below a description of each facility above, including the lender, interest rate, maturity date and whether it is secured or unsecured. If any additional financing facilities have been entered into or are proposed to be entered into after quarter end, include a note providing details of those facilities as well.	N/A	

8. Estimated cash available for future operating activities	\$A'000
8.1 Net cash from / (used in) operating activities (item 1.9)	(412)
8.2 (Payments for exploration & evaluation classified as investing activities) (item 2.1(d))	-
8.3 Total relevant outgoings (item 8.1 + item 8.2)	(412)
8.4 Cash and cash equivalents at quarter end (item 4.6)	1,799
8.5 Unused finance facilities available at quarter end (item 7.5)	-
8.6 Total available funding (item 8.4 + item 8.5)	1,799
8.7 Estimated quarters of funding available (item 8.6 divided by item 8.3)	4.37
<i>Note: if the entity has reported positive relevant outgoings (ie a net cash inflow) in item 8.3, answer item 8.7 as "N/A". Otherwise, a figure for the estimated quarters of funding available must be included in item 8.7.</i>	
8.8 If item 8.7 is less than 2 quarters, please provide answers to the following questions:	
8.8.1 Does the entity expect that it will continue to have the current level of net operating cash flows for the time being and, if not, why not?	
Answer: Not applicable.	
8.8.2 Has the entity taken any steps, or does it propose to take any steps, to raise further cash to fund its operations and, if so, what are those steps and how likely does it believe that they will be successful?	
Answer: Not applicable.	

Mining exploration entity or oil and gas exploration entity quarterly cash flow report

8.8.3 Does the entity expect to be able to continue its operations and to meet its business objectives and, if so, on what basis?

Answer: Not applicable.

Note: where item 8.7 is less than 2 quarters, all of questions 8.8.1, 8.8.2 and 8.8.3 above must be answered.

Compliance statement

- 1 This statement has been prepared in accordance with accounting standards and policies which comply with Listing Rule 19.11A.
- 2 This statement gives a true and fair view of the matters disclosed.

Date: 30 October 2025

Authorised by: By the Board of Santa Fe Minerals Limited
(Name of body or officer authorising release – see note 4)

Notes

1. This quarterly cash flow report and the accompanying activity report provide a basis for informing the market about the entity's activities for the past quarter, how they have been financed and the effect this has had on its cash position. An entity that wishes to disclose additional information over and above the minimum required under the Listing Rules is encouraged to do so.
2. If this quarterly cash flow report has been prepared in accordance with Australian Accounting Standards, the definitions in, and provisions of, *AASB 6: Exploration for and Evaluation of Mineral Resources* and *AASB 107: Statement of Cash Flows* apply to this report. If this quarterly cash flow report has been prepared in accordance with other accounting standards agreed by ASX pursuant to Listing Rule 19.11A, the corresponding equivalent standards apply to this report.
3. Dividends received may be classified either as cash flows from operating activities or cash flows from investing activities, depending on the accounting policy of the entity.
4. If this report has been authorised for release to the market by your board of directors, you can insert here: "By the board". If it has been authorised for release to the market by a committee of your board of directors, you can insert here: "By the [name of board committee – eg Audit and Risk Committee]". If it has been authorised for release to the market by a disclosure committee, you can insert here: "By the Disclosure Committee".
5. If this report has been authorised for release to the market by your board of directors and you wish to hold yourself out as complying with recommendation 4.2 of the ASX Corporate Governance Council's *Corporate Governance Principles and Recommendations*, the board should have received a declaration from its CEO and CFO that, in their opinion, the financial records of the entity have been properly maintained, that this report complies with the appropriate accounting standards and gives a true and fair view of the cash flows of the entity, and that their opinion has been formed on the basis of a sound system of risk management and internal control which is operating effectively.