

# Market Release

05 November 2025

---

## APRA's proposed capital standards – market update

**Challenger Limited (ASX:CGF)** today is holding its analyst and investor briefing on APRA's proposed capital standards, beginning at 9.30am (Sydney time).

The briefing will be held online via a webcast that can be accessed at the following [link](#).

A copy of the presentation that will be delivered today is attached.

ENDS

This release has been authorised by Challenger's Continuous Disclosure Committee.

### About Challenger

Challenger Limited (Challenger) is an investment management firm focused on providing customers with financial security for a better retirement.

Challenger operates a fiduciary Funds Management division and an APRA-regulated Life division. Challenger Life Company Limited (Challenger Life) is Australia's largest provider of annuities.

### For more information contact:

#### Investor Relations

**Mark Chen**

General Manager Investor Relations  
Mob +61 423 823 209  
machen@challenger.com.au

**Irene Xu**

Senior Manager Investor Relations  
Mob +61 451 822 326  
ixu@challenger.com.au

#### Media Relations

**Felicity Goodwin**

Head of Public Affairs  
Mob +61 461 579 782  
fgoodwin@challenger.com.au

**Mark Roberts**

General Manager Corporate Affairs and Sustainability  
Mob +61 466 328 581  
maroberts@challenger.com.au

# APRA's proposed capital standards – market update

Nick Hamilton – Managing Director & Chief Executive Officer

Alex Bell – Chief Financial Officer

Anton Kapel – Chief Executive, Insurance

5 NOVEMBER 2025

# Acknowledgement of country

---

Challenger acknowledges the Traditional Owners of Country throughout Australia and we pay our respects to Elders past and present. We recognise the continuing connection that Aboriginal and Torres Strait Islander peoples have to this land and acknowledge their unique and rich contribution to society.

# Strategy delivering a business ready for the future

Business model supporting sustainable long-term growth

## 1 FINANCIAL STRENGTH

Capital strength & flexibility  
ROE target & investing for growth



Lower capital intensity with more stable spread-based earnings

Implement new capital standards

## 2 SIMPLIFICATION

Simpler, contemporary business  
Aligned to achieve strategic goals



Scalable operating model

Investment excellence including asset origination

## 3 GROWTH

Sales remix improving book quality  
Customer & partner focus delivering



Integrated industry partnerships delivering retirement solutions at scale

Retirement innovation & great customer experience

PAST 3-YEARS

FUTURE

# APRA's objectives

Creating the settings for a more innovative and competitive retirement income market

Significant benefit to retirees

## APRA OBJECTIVES

1 Ensuring capital requirements for life insurers are not a disincentive to the development and competitive pricing of annuity products

2 Maintaining the financial resilience of life insurers

3 Improving alignment with comparable peer jurisdictions

## POTENTIAL BENEFITS



**Improved customer outcomes**



**Capital resilience**



**Excess capital to create strategic optionality**



**Platform for growth**

# APRA's proposed capital standard changes

## Principles-based approach to the illiquidity premium

	CURRENT STANDARDS	PROPOSED STANDARDS
<b>Illiquidity premium (ILP) formula</b>	Standard ILP = 33% x (A-rated yield 3-year – CGS <sup>1</sup> yield 3-year)	Advanced ILP = Spread on ILP reference portfolio less Risk allowance (greater of either cost of default and downgrades or 45% of long-term average spread)
<b>Benchmark / reference portfolio</b>	3-year Australian A-rated spreads	Single reference index or weighted average of up to 3 indices <sup>2</sup>
<b>Long-term rate implementation</b>	10-years	Last point insurer can achieve cashflow matching
<b>Long-term (ultimate) rate</b>	20 bps	Subject to a cap of 50 bps
<b>Cap</b>	150 bps	No cap during cashflow matching period
<b>Asset Risk Charge – Credit Spread Stress (LPS 114 change)</b>	30 bps increase in ILP in first 10 years	Portion of the increase in ILP to flow through to credit spread stress charge in LPS 114
<b>Cashflow matching requirement</b>	Not applicable	Cumulative cashflow test with Appointed Actuary attestation

1. Commonwealth Government Securities.

2. Can include international indices. Must be corporate or government bond index rated by APRA-recognised rating agencies, calculated by independent provider, published daily.

# Capital resilience

Capital position is significantly more resilient to market shocks under proposed standards

Risk of management actions needing to be taken is materially reduced

ILLUSTRATIVE EXAMPLE OF HOW CAPITAL POSITION RESPONDS TO A MARKET STRESS EVENT<sup>1,2</sup>

	REFERENCE	CURRENT STANDARDS	PROPOSED STANDARDS
<b>30 June 2025</b>			
Regulatory capital base	A	\$4.5b	\$4.5b
Prescribed Capital Amount (PCA)	B	\$2.8b	\$2.6b
<b>PCA ratio<sup>3</sup></b>	<b>A / B</b>	<b>1.60x</b>	<b>1.77x</b>
<b>Impact of instantaneous shock (no management actions)</b>			
<i>Change in Capital Base (Asset Impact)</i>	C	-\$1.3b	-\$1.3b
<i>Change in Capital Base (Liability Impact)</i>	D	+\$0.1b	+\$1.0b
<i>Change in PCA</i>	E	-\$0.2b	-\$0.2b
Regulatory capital base	F = A + C + D	\$3.3b	\$4.2b
PCA	G = B + E	\$2.6b	\$2.4b
<b>PCA ratio<sup>3</sup></b>	<b>F / G</b>	<b>1.28x</b>	<b>1.74x</b>
<b>Change in PCA ratio</b>		<b>(0.32x)</b>	<b>(0.03x)</b>
<b>Management actions</b>			
De-risking		Required	✓ Not required
Impact of market recovery		Profit foregone	✓ Full benefit

1. Refer to Appendix A for assumptions.  
 2. Stress event is assumed to occur before any asset allocation changes are made in response to the proposed capital standard changes.  
 3. The PCA ratio represents total Tier 1 and Tier 2 regulatory capital base divided by the Prescribed Capital Amount.

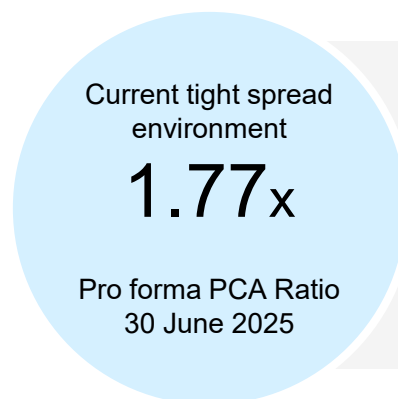
# Impact upon implementation of proposed standards

Credit spread environment drives quantum of impact

## PCA RATIO – CURRENT STANDARDS



## PRO FORMA PCA RATIO – PROPOSED STANDARDS<sup>1</sup>



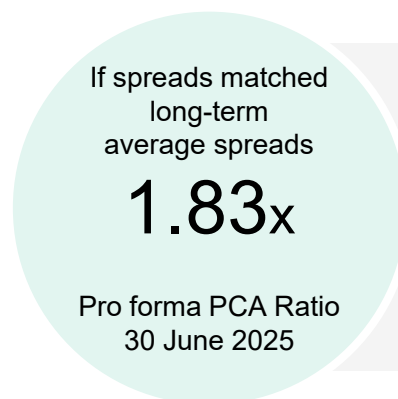
### CLC total regulatory capital

CET1 stable as Standard ILP approach applies due to tight credit spread environment and risk allowance floor of 45%



### PCA requirement

Lower Asset Risk Charge driven by increase in liability offset within credit spread stress charge



### CLC total regulatory capital

CET1 would increase in a normalised credit spread environment as Advanced ILP approach would apply



### PCA requirement

Lower Asset Risk Charge driven by increase in liability offset within credit spread stress charge

1. Refer to Appendix B for modelling assumptions used.

# Excess capital to create strategic optionality

Excess capital comprises both CET1 and AT1/T2

## ILLUSTRATIVE IMPACTS OF PROPOSED STANDARDS

	CURRENT STANDARDS	PROPOSED STANDARDS
<b>30 June 2025</b>		
Regulatory capital base	\$4.5b	\$4.5b
PCA	\$2.8b	\$2.6b
PCA ratio	1.60x	1.77x
<b>Illustrative impact of reverting to 1.60x</b>		
Regulatory capital base		\$4.1b
Potential excess CET1		~\$0.3b
Potential excess AT1/T2		~\$0.1b

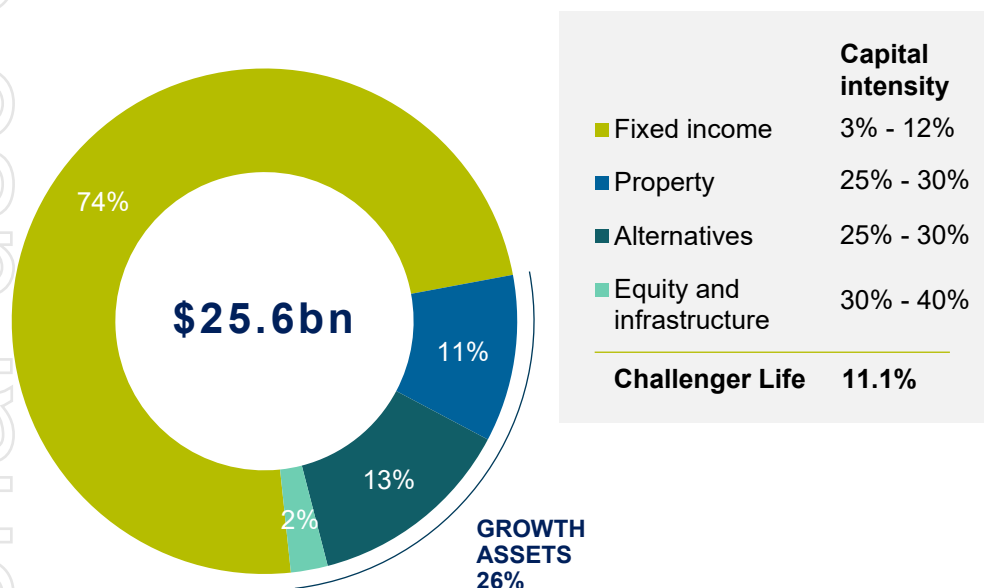
- Further work needed to confirm impact of changes on target PCA range
- Assuming no change in target PCA range, ~3/4 of Capital Base benefit would arise as excess CET1 (with the balance being excess AT1/T2)

# Platform for growth

Greater investment in fixed income over time to reduce capital intensity

Positioned for growth in longer duration annuity products

LIFE INVESTMENT ASSETS – 30 JUNE 2025

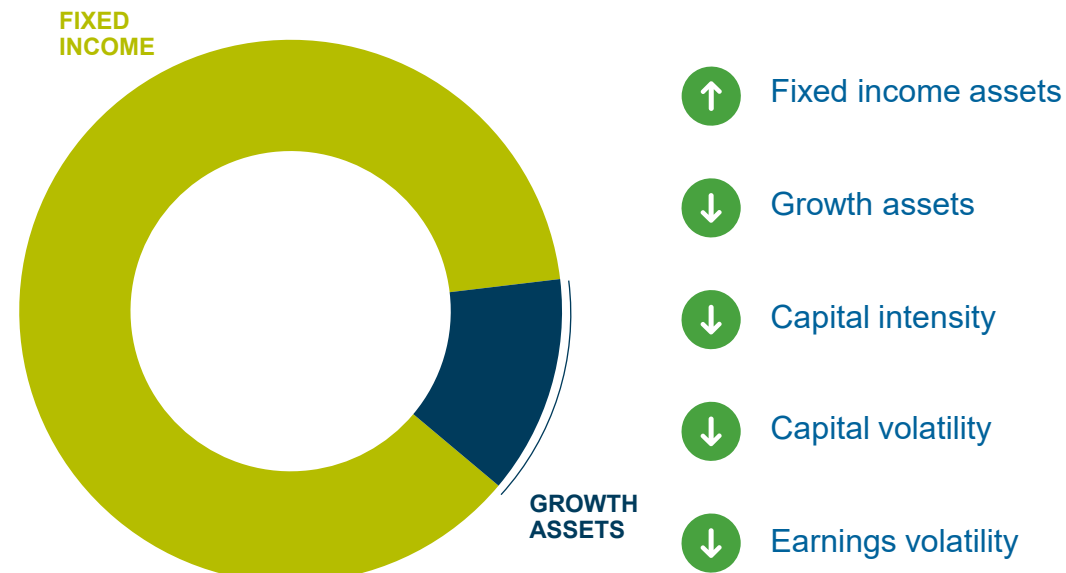


LIFE INVESTMENT ASSETS – 1 JULY 2026 ONWARDS

Book growth to be backed by fixed income



Changes to existing portfolio over time



ersonal use only

# Next steps

Structured approach to internal planning and implementation



Respond to **APRA's consultation**



Undertake further **detailed strategic assessment of the changes**



Conduct **actuarial governance, risk appetite and capital management review**



Assess **operational readiness and reporting requirements**



Review **investment strategy and forward-looking impacts on asset portfolio**



**FY27 scenario modelling and business planning** to include a review of the normalised reporting framework and guidance metrics

ersonal use only

# Appendix

# Appendix A - Assumptions

## Capital resilience illustrative example

Item	Comment
<b>Asset Portfolio</b>	No changes to actual asset portfolio at 30 June 2025 (including no allowance for any potential return of capital)
<b>Capital Standards</b>	Aligned to Draft Standards Assumed that criteria to apply Advanced Illiquidity Premium are satisfied <b>Note:</b> to satisfy Cash Flow Matching criteria, small modifications to asset portfolio may be required
<b>Choice of Reference Index</b>	Bloomberg US Corporate Statistics Index (LUACSTAT)
<b>Market Shock Parameters</b>	Aligned to 1-month market performance from 24/02/2020 to 23/03/2020
IG spreads (A/BBB)	+250bps
HY spreads	+600bps
Equity	-35%
Property	-7%
Absolute Return Funds	-3%

# Appendix B - Assumptions

Assumed application of draft capital standards as at 30 June 2025

Item	Comment
<b>Standard Illiquidity Premium</b>	Illiquidity Premium: 0.29% (Yrs 0-10); 0.20% (Yr 10+)
<b>Advanced Illiquidity Premium</b>	
Reference Index	Bloomberg US Corporate Statistics Index (LUACSTAT) Credit spread = 0.83%
Risk Allowance	Long-term LUACSTAT spread = 1.29% (based on year 1990 onwards) Risk allowance = 45% x 1.29% = 0.58%
Illiquidity Premium	0.83% - 0.58% = 0.25% (subject to a floor of the Standard Illiquidity Premium) <u>Standard Illiquidity Premium dominates over the first 10 years, with Advanced Illiquidity Premium dominating beyond that point</u>
<b>Long-term illiquidity premium implementation period</b>	Maximum cashflow matching term = 30 years Advanced Illiquidity Premium cap of 0.50% after 30 years does not apply at 30 June 2025
<b>Asset Risk Charge (LPS 114)</b>	Calculation based on the credit ratings of index constituents Average credit spread increase of index = 1.37% Credit spread increase with LPS 114 Adjustment Factors = 0.81%
<b>Products included</b>	All illiquid products including lifetime and fixed term annuities

# IMPORTANT NOTE

The material in this presentation is general background information about Challenger Limited group's activities and is current at the date of this presentation. It is information given in summary form and does not purport to be complete. It is not intended to be relied upon as advice to investors or potential investors and does not take into account the investment objectives, financial situation or needs of any particular investor. These should be considered with professional advice when deciding if an investment is appropriate.

Challenger also provides statutory reporting as prescribed under the Corporations Act 2001.

The 2025 Annual Report is available from Challenger's website at [www.challenger.com.au/about-us/shareholder-centre](http://www.challenger.com.au/about-us/shareholder-centre).

This presentation is not audited, and any financial information in this presentation which is not included in the Challenger Limited 2025 Annual Report has not been subject to independent review by Challenger's external auditors, Ernst & Young.

This document may contain certain 'forward-looking statements'. The words 'forecast', 'expect', 'guidance', 'intend', 'will' and other similar expressions are intended to identify forward-looking statements. Forecasts or indications of, and guidance on, future earnings and financial position and performance are also forward-looking statements. You are cautioned not to place undue reliance on forward looking statements. While due care and attention has been used in the preparation of forward-looking statements, forward-looking statements, opinions and estimates provided in this announcement are based on assumptions and contingencies which are subject to change without notice, as are statements about market and industry trends, which are based on interpretations of current market conditions. Forward-looking statements including projections, guidance on future earnings and estimates are provided as a general guide only and should not be relied upon as an indication or guarantee of future performance and may involve known and unknown risks, uncertainties and other factors, many of which are outside the control of Challenger. Actual results, performance or achievements may vary materially from any forward-looking statements and the assumptions on which statements are based. Challenger disclaims any intent or obligation to update publicly any forward-looking statements, whether as a result of new information, future events or results or otherwise.

Past performance is not an indication of future performance.

While Challenger has sought to ensure that information is accurate by undertaking a review process, it makes no representation or warranty and (to the maximum extent permitted by law) accepts no liability as to the accuracy or completeness of any information or statement in this document.

Unless otherwise indicated, all numerical comparisons are to the prior corresponding period.