



2025 Annual General Meeting Presentation

Michael Wall
Chief Executive Officer

21 November 2025



ASX: **RHI** redhillminerals.com.au

Important information & disclaimer



This Presentation has been prepared by Red Hill Minerals Limited ("Red Hill" or "the Company") to provide summary information about Red Hill and its activities current as at the date of this Presentation. The information in this document is general in nature and does not purport to be complete or to contain all the information which a prospective investor may require in evaluating a possible investment in Red Hill or that would be required in a prospectus or a product disclosure statement prepared in accordance with the Corporations Act 2001 (Cth) ("Corporations Act").

The information contained in this Presentation is for information purposes only. The information contained in this Presentation is of general background and does not purport to be complete. The information contained in this Presentation does not constitute investment or financial product advice (nor taxation or legal advice) and is not intended to be used as the basis for making any investment decision. In providing this Presentation, Red Hill has not considered the objectives, financial position or needs of any particular recipients. This document does not constitute or contain an offer, invitation, solicitation or recommendation with respect to the purchase or sale of any security in Red Hill. This document does not constitute an offer to sell, or a solicitation of an offer to buy, any securities in any jurisdiction (in particular, the United States), or a securities recommendation. This document is not a prospectus, product disclosure statement or other offering document under Australian law or any other law, and will not be lodged with the Australian Securities and Investments Commission.

The information in this Presentation is strictly confidential. It may not be reproduced, disseminated, quoted or referred to, in whole or in part, without the express written consent of Red Hill. By accepting the invitation and attending this Presentation you agree to keep this information confidential, not to disclose any of the information to any other person and not to copy, use, publish, record or reproduce the information without the prior written consent of Red Hill, which may be withheld in its absolute discretion.

No representation or warranty, express or implied, is made as to the accuracy, reliability, completeness or fairness of the information, opinions and conclusions contained in this Presentation. Neither Red Hill, its related bodies corporate, shareholders or affiliates, nor any of their respective officers, directors, employees, affiliates, agents or advisers (each a "Limited Party") guarantees or makes any representations or warranties, express or implied, as to or takes any responsibility for the accuracy, reliability, completeness or fairness of the information, opinions and conclusions contained in this Presentation. Red Hill does not represent or warrant that this Presentation is complete or that it contains all material information about Red Hill or which a prospective investor or purchaser may require in evaluating a possible investment in Red Hill or acquisition of Red Hill shares. To the maximum extent permitted by law, each Limited Party expressly disclaims any and all liability, including, without limitation, any liability arising out of fault or negligence, for any loss arising from the use of information contained in this Presentation including in relation to the accuracy or completeness of the information, statements, opinions or matters, express or implied, contained in, arising out of or derived from, or for omissions from, this Presentation including, without limitation, any financial information, any estimates or projections and any other financial information derived therefrom.

This Presentation contains certain forward looking statements and comments about future events, including Red Hill's expectations about the performance of its businesses and certain strategic transactions. Forward looking statements can generally be identified by the use of forward looking words such as, "expect", "anticipate", "likely", "intend", "should", "could", "may", "predict", "plan", "propose", "will", "believe", "forecast", "estimate", "target" and other similar expressions. Indications of, and guidance or outlook on, future earnings or financial position or performance are also forward looking statements. Forward looking statements involve inherent risks and uncertainties, both general and specific, and there is a risk that such predictions, forecasts, projections and other forward looking statements will not be achieved, which are outside the control of Red Hill.

A number of important factors could cause Red Hill's actual results to differ materially from the plans, objectives, expectations, estimates and intentions expressed in such forward looking statements, and many of these factors are beyond Red Hill's control. Forward looking statements are provided as a general guide only, and should not be relied on as an indication or guarantee of future performance and involve known and unknown risks and other factors, many of

As such, undue reliance should not be placed on any forward looking statement. Past performance is not necessarily a guide to future performance and no representation or warranty is made by any person as to the likelihood of achievement or reasonableness of any forward looking statements, forecast financial information or other forecast. Nothing contained in this Presentation nor any information made available to you is, or shall be relied upon as, a promise, representation, warranty or guarantee as to the past, present or the future performance of Red Hill. Such forward-looking statements speak only as of the date of this document. There can be no assurance that actual outcomes will not differ materially from these statements. To the maximum extent permitted by law, Red Hill and any of its affiliates and their directors, officers, employees, agents, associates and advisers:

- disclaim any obligations or undertaking to release any updates or revisions to the information to reflect any change in expectations or assumptions;
- do not make any representation or warranty, express or implied, as to the accuracy, reliability or completeness of the information in this document, or likelihood of fulfilment of any forward-looking statement or any event or results expressed or implied in any forward-looking statement; and disclaim all responsibility and liability for these forward-looking statements (including, without limitation, liability for negligence).

All dollar values are in Australian dollars (A\$) unless other stated. The figures in this Presentation are subject to rounding.

Competent Person Statement and Listing Rule 5.23 Disclosure

The information in this report that relates to exploration activities is based on information compiled by Mr Michael Wall, Chief Executive Officer, Red Hill Minerals Limited who is a Member of the Australian Institute of Mining and Metallurgy. Mr Wall is a full-time employee of Red Hill Minerals Limited. He has sufficient experience which is relevant to the style of mineralisation and types of deposits under consideration, and to the activity which has been undertaken, to qualify as a Competent Person as defined by the 2012 edition of the "Australasian Code for Reporting of Exploration Results, Mineral Resources and Ore Reserves". Mr Wall consents to the report being issued in the form and context in which it appears.

Where reference is made to previously reported exploration results in this announcement, the Company confirms that it is not aware of any new information or data that materially affects the information included in those announcements and all material assumptions and technical parameters underpinning the exploration results included in those announcements continue to apply and have not materially changed.

Pannawonica Iron Project - Mineral Resource and Reserve Statement Compliance

Red Hill Minerals Limited is not aware of any new information or data that materially affects the information included in the relevant market announcement and in the case of estimates of Mineral Resources or Ore Reserves that all material assumptions and technical parameters underpinning the estimates in the relevant market announcement continue to apply and have not materially changed.

✓ **Onslow Iron Project** reached nameplate capacity, generating royalty revenue of **\$11.88M** during FY25. FY26 royalty income forecast of **~\$28.7M¹**, with **\$7.0M** received in Q1 FY26. Total royalty payments received to date of **\$19.21M**.

✓ **Dividend policy adopted**, with three fully franked dividends of \$1.50, \$0.30, and \$0.03 per share paid during the financial year, **totalling \$117.35M**.

✓ **Cash balance** at 30 June 2025 **\$64.5M**.

✓ **Successfully acquired** the rights to the **Sandstone Gold Royalty (2% GRR)** and the **Thomson Royalty (1.5% NSR)**.

Commencement of fieldwork for the Curnamona JV with Peel Mining:

✓ **Broken Hill Project (NSW)**

- 1,875-line kilometre magnetotelluric survey
- 3,260m of diamond drilling

Anabama Project (SA)

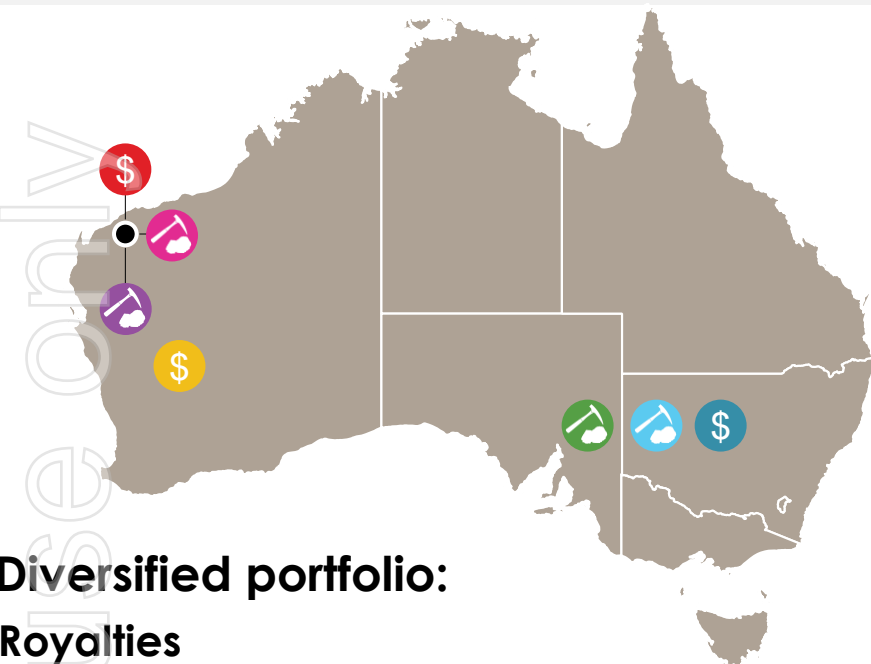
- Execution of Native Title Agreement
- IP survey totalling 20.4-line kilometres
- Commencement of 2,000m diamond drill program

✓ **Significant exploration** activities undertaken at the **West Pilbara Project (WA)**, including **several heritage surveys** and **8,250m of RC drilling** with anomalous results reported.

✓ **\$730,000** in **exploration co-funding grants** awarded across NSW and WA.



Diversified royalty and exploration company with a track record of **creating shareholder value**



Who we are



Team with a track record of making **significant discoveries** and delivering **strong returns to shareholders**



Well-funded (\$62.7M³) and receiving **ongoing iron ore royalty stream**

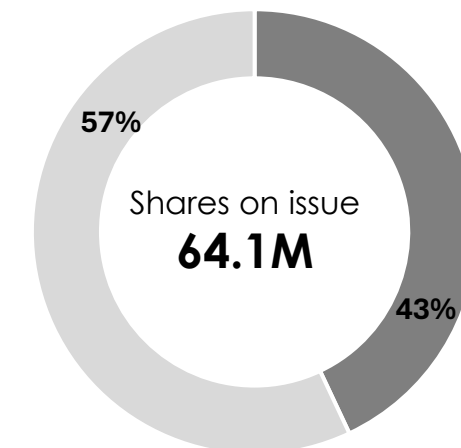


Actively looking for **new projects** and **royalty opportunities**

A\$247M

Market Capitalisation⁴

Shareholders



43% held by Board & Management

Shares on issue
64.1M

Directors and Management

Joshua Pitt	Executive Chairman
Garry Strong	Non-Executive Director
Mark Okeby	Non-Executive Director
Nanette Allen	Non-Executive Director
Michael Wall	Chief Executive Officer
Ira Gibbs	Company Secretary

³ As of 30 September 2025.

⁴ As of 20 November 2025.

Diversified portfolio:

Royalties

- 0.75% FOB Iron Ore Royalty - Onslow Iron Project¹
- 2% Gross Royalty - Sandstone Gold Project²
- 1.5% NSR - Thomson Intrusive Gold-Copper Project²

Exploration Projects

- Anabama Copper, Gold & Uranium (earning up to 75%)
- Broken Hill Gold & Base Metals (earning up to 75%)
- West Pilbara Gold & Base Metals (100%)
- Pannawonica Iron (100%)

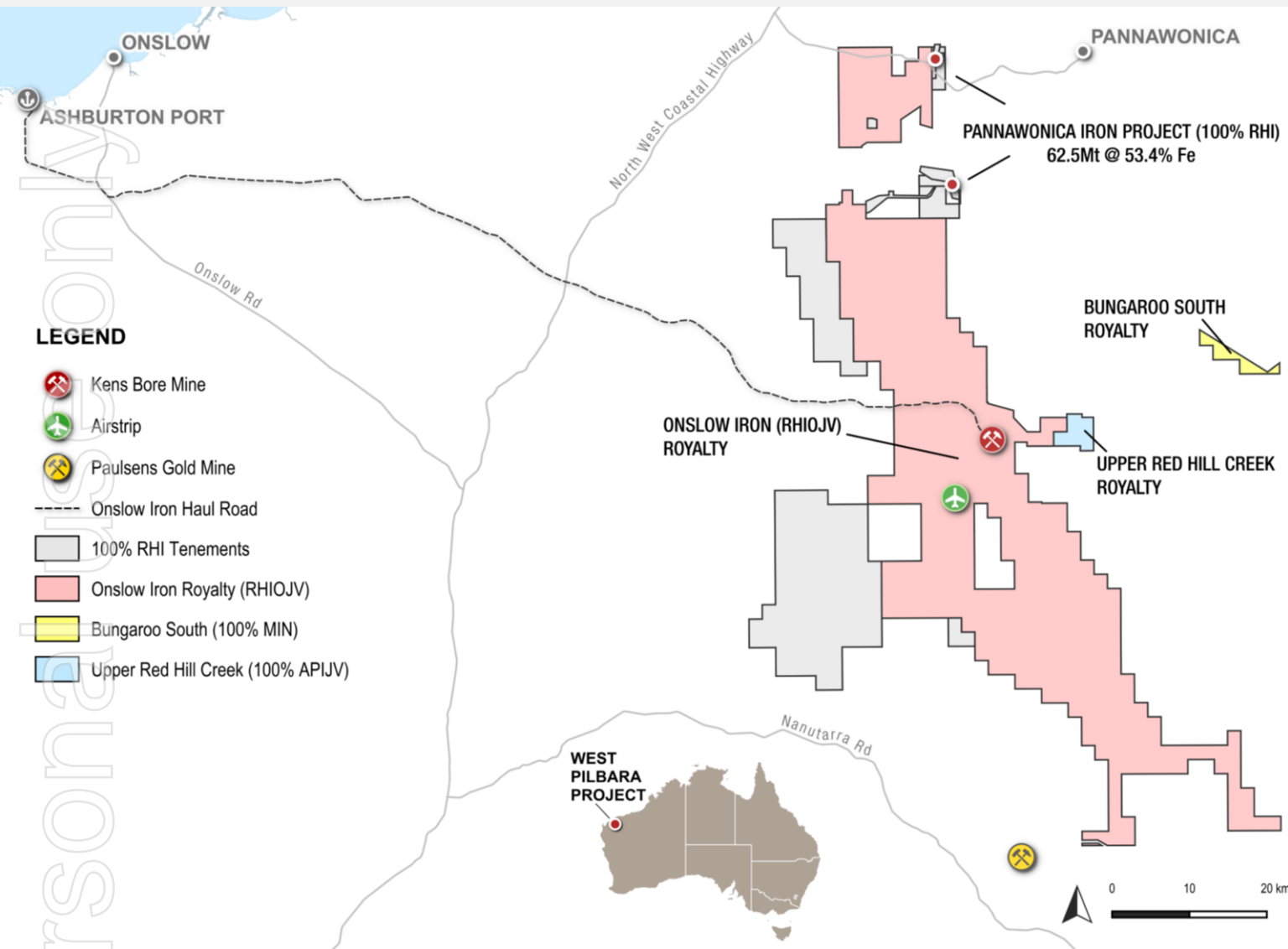
¹ In production ² Not in production

ersonal use only



Royalty Portfolio

Diversified portfolio of long-life mineral royalties



0.75% FOB Iron Ore Royalty

The royalty revenue stream on iron ore payable to Red Hill covers a combined Mineral Resource Estimate of **over 1.1 billion tonnes** of iron ore.

Onslow Iron (RHIOJV)¹

- ✓ MinRes' flagship project.
- ✓ Over **\$19.2M** received to date.
- ✓ Nameplate capacity of 35 Mtpa achieved.
- ✓ Offtake 50-75% of MinRes share with Baowu.

Bungaroo South (100% MIN)²

- ✓ All production from the Bungaroo South tenement if developed in association with the RHIOJV tenements.

Upper Red Hill Creek (100% APIJV)²

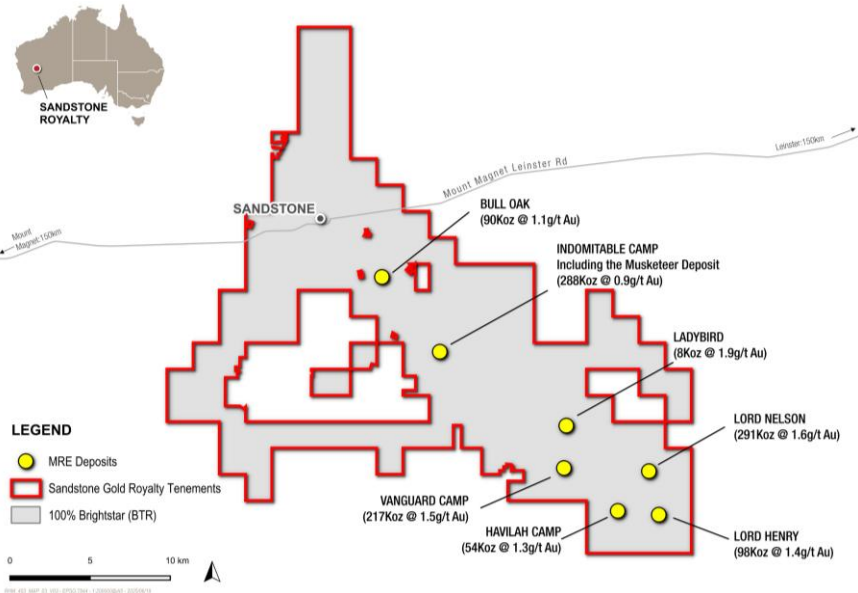
- ✓ For the first 10 years, all production from the Upper Red Hill Creek tenement, if Onslow project expands into that tenement.

Sandstone Gold and Thomson Intrusive Gold-Copper Royalties



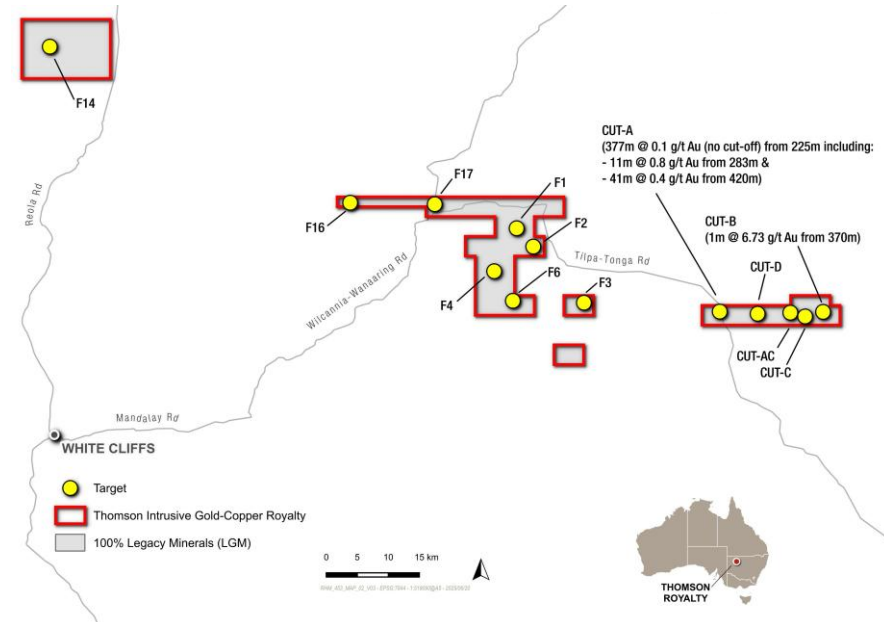
Sandstone Gold Royalty Agreement

- ✓ **2% Gross Revenue Royalty** over the central tenements of Brightstar Resources' (ASX: BTR) Sandstone Gold Project which form part of their broader Sandstone Hub.
- ✓ **Mineral Resource of 23.5 Mt at 1.4 g/t gold for 1,046,000 oz.**
- ✓ **80,000m of exploration drilling underway** across BTR Sandstone Hub.
- ✓ **Proven upside potential at depth & along strike.** Recently returned results include:
 - 10m at 43.8 g/t gold from 36m
 - 9m at 4.37 g/t gold from 92m
- ✓ **Near-term production aspirations - 2028.**



Thomson Intrusive Gold-Copper Royalty Agreement

- ✓ **1.5% Net Smelter Royalty** over Legacy Minerals (ASX: LGM) and Rio Tinto Exploration's (ASX: RIO) Thomson Intrusion Related Gold and Copper Project.
- ✓ **Significant exploration upside** with several untested targets. Recent results returned from previously unsampled historic drilling include:
 - **377m at 0.1 g/t gold** from 225m including:
 - 11m at 0.8 g/t gold from 283m and
 - 41m at 0.4 g/t gold from 420m.
 - **1m at 6.73 g/t gold** from 370m.



ersonal use only

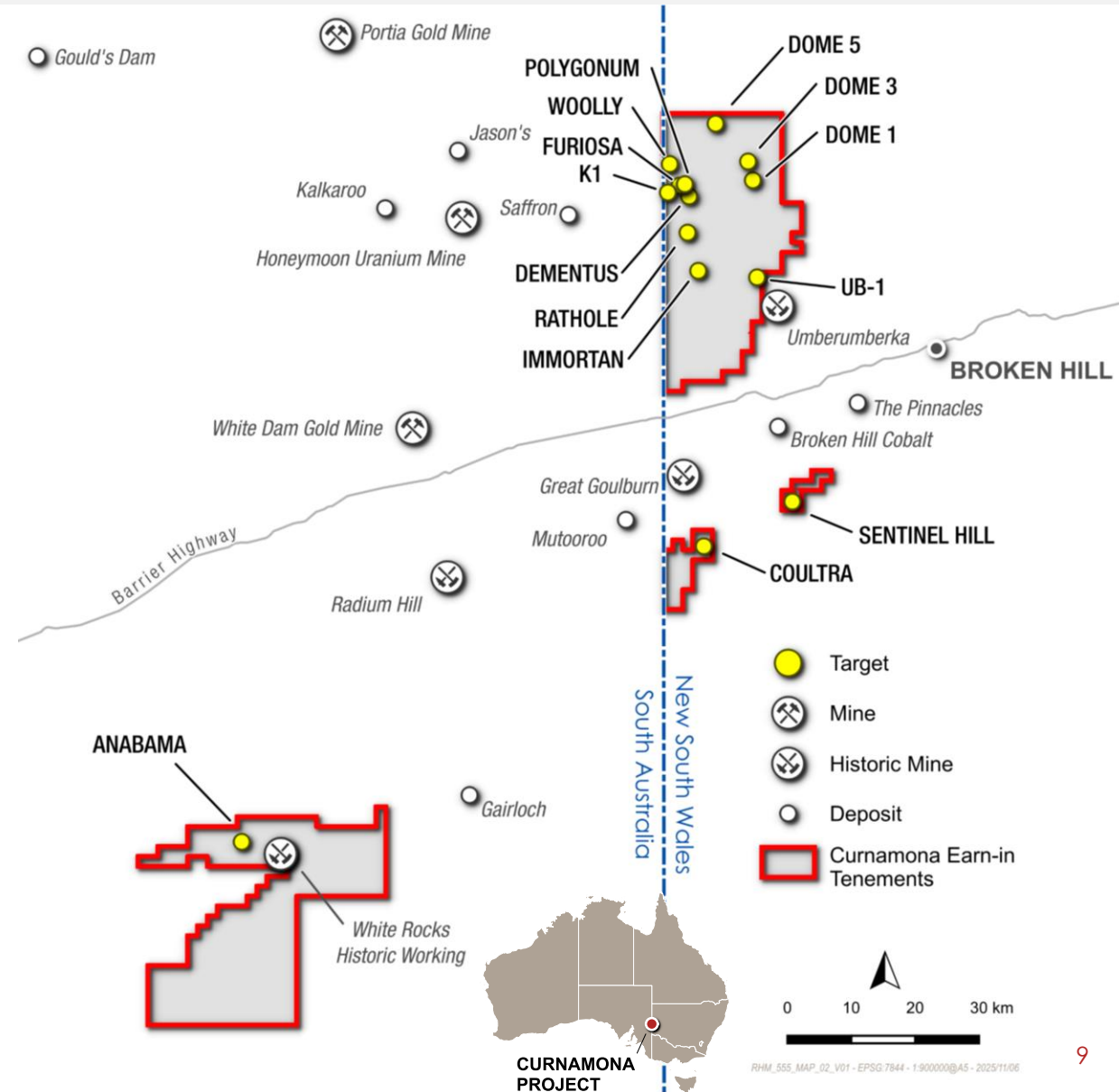
Exploration Portfolio

Large scale, high potential exploration ground in favourable mining jurisdictions

Curnamona Earn-In JV



- ✓ Red Hill Minerals has the right to earn 75% from Peel Mining Ltd by spending \$6.5M within 5 years.
- ✓ Large project area of 1,700 km² in **highly mineralised province**. Ground previously held by majors including CRA, BHP, Teck and Placer Dome.
- ✓ The **Broken Hill Project** (NSW) has Tier 1 potential for Zinc-Lead-Silver deposits.
- ✓ The **Anabama Project** (SA) is prospective for copper, gold and uranium and contains historic copper workings and anomalous drill results.
- ✓ Comprehensive exploration program underway.



Broken Hill Project (NSW)

- ✓ Open file data compilation and reprocessing of geophysical datasets and imagery completed.
- ✓ 1,875-line km airborne magnetotelluric (MT) survey flown, data processed and modelled.
- ✓ Ground gravity and electromagnetic surveys and processing completed.
- ✓ 3,260m diamond drilling completed.

Broken Hill Past Results

Polygonum / Rathole

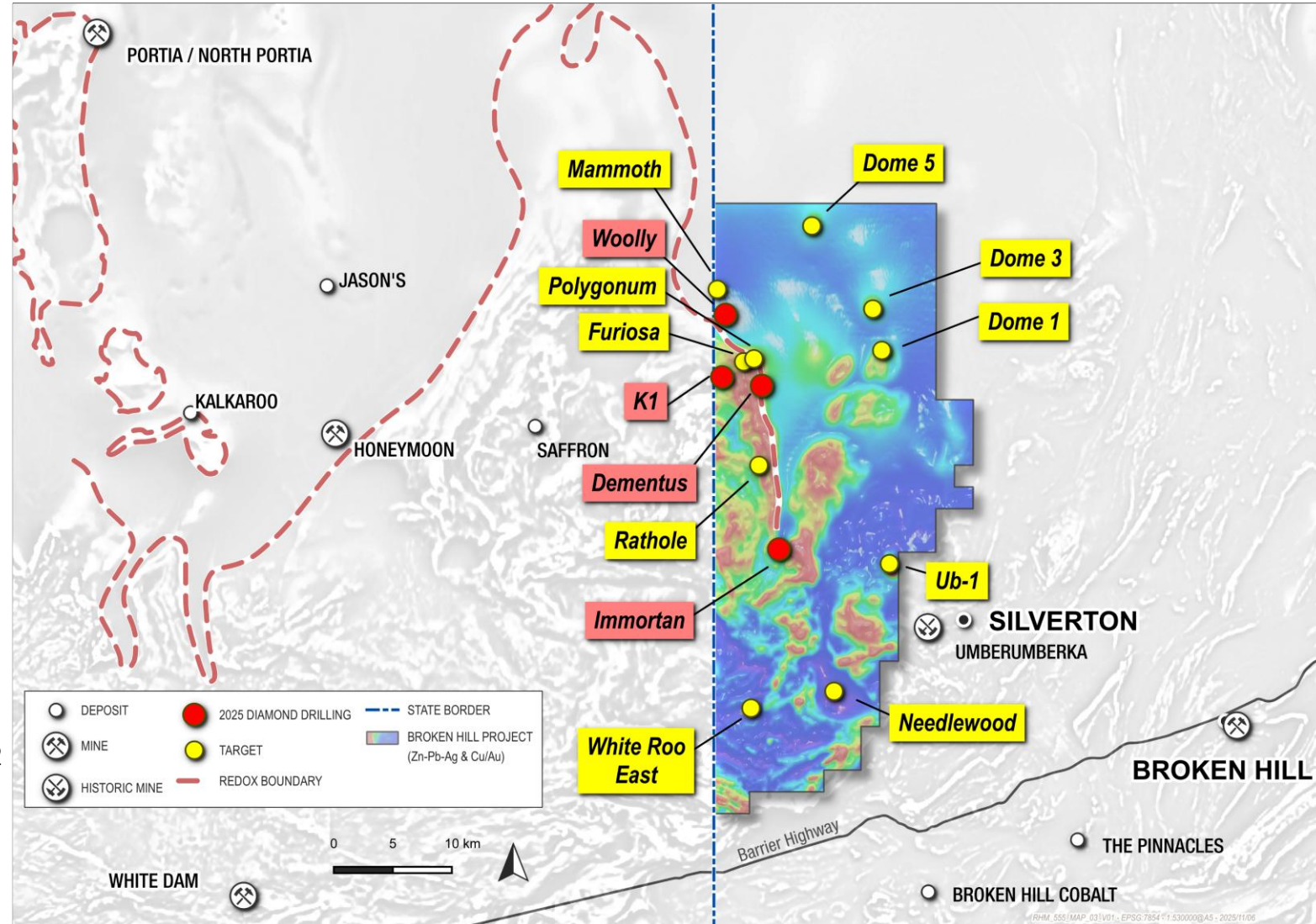
- 2.6m @ 5.1% Cu, 4 g/t Ag, 4.4 g/t Au from 337.6m and
- 0.8m @ 1.9% Cu, 8 g/t Ag, 3.4 g/t Au from 504.1m in DD95SR1
- 71.9m @ 0.7% Zn and Pb from 170.1m including
- 4.5m @ 7.1% Zn, 0.8% Pb, 15 g/t Ag from 224.2m and
- 43.7m @ 0.5% Zn, 2 g/t Ag from 357.8m in DDIN3

Dome 5

- 2.0m @ 17.3% Zn, 5.9% Pb, 92 g/t Ag from 315.6m and
- 1.3m @ 6.2% Zn, 0.7% Pb, 20 g/t Ag from 322.7m in 11DF12
- 1.0m @ 13.9% Zn, 8.0% Pb, 75 g/t Ag from 327.3m and
- 3.1m @ 7.0% Zn, 4 g/t Ag from 337.6m in DF2

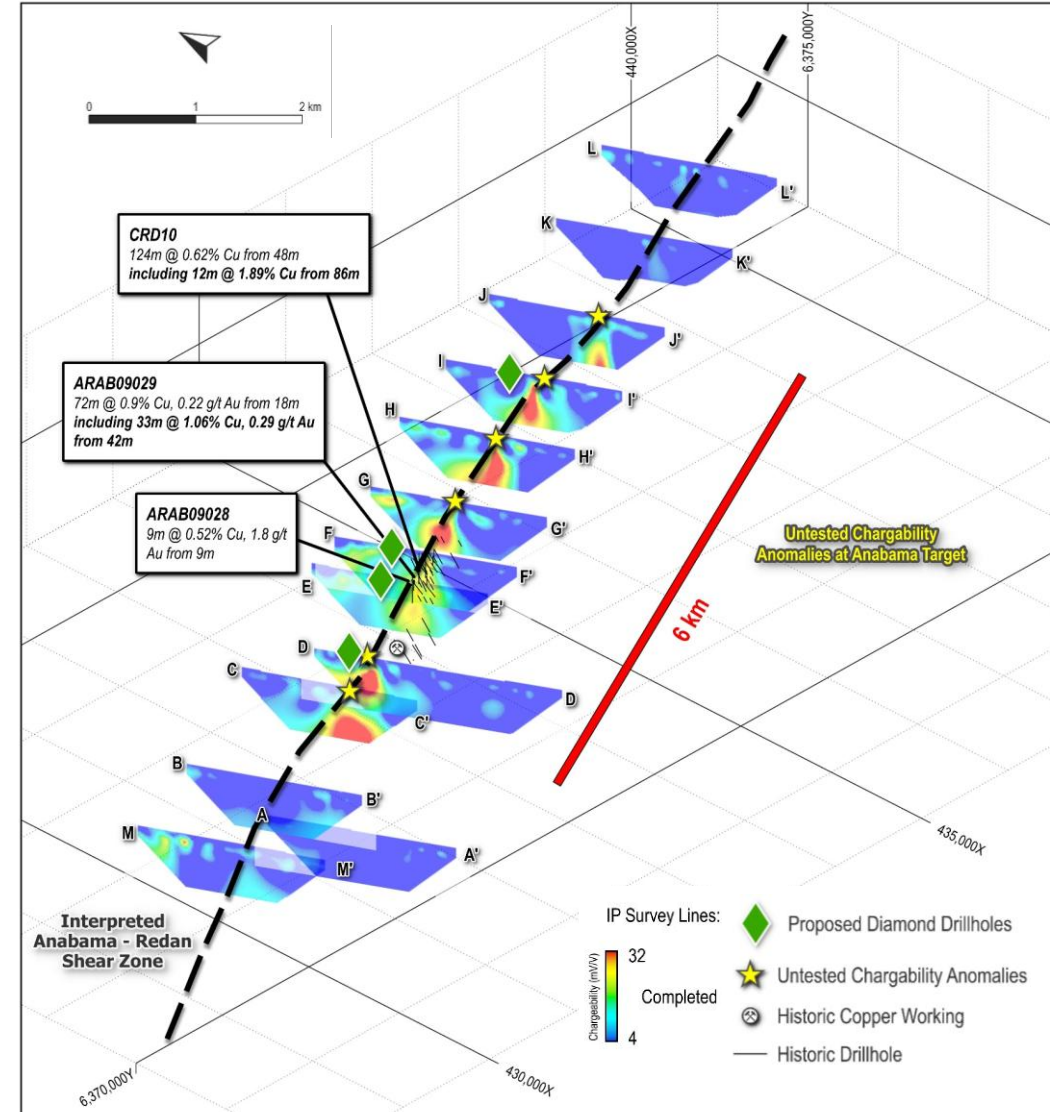
Dome 1

- 6.5m @ 6.6% Zn, 1 g/t Ag from 314.5m in RD86P010



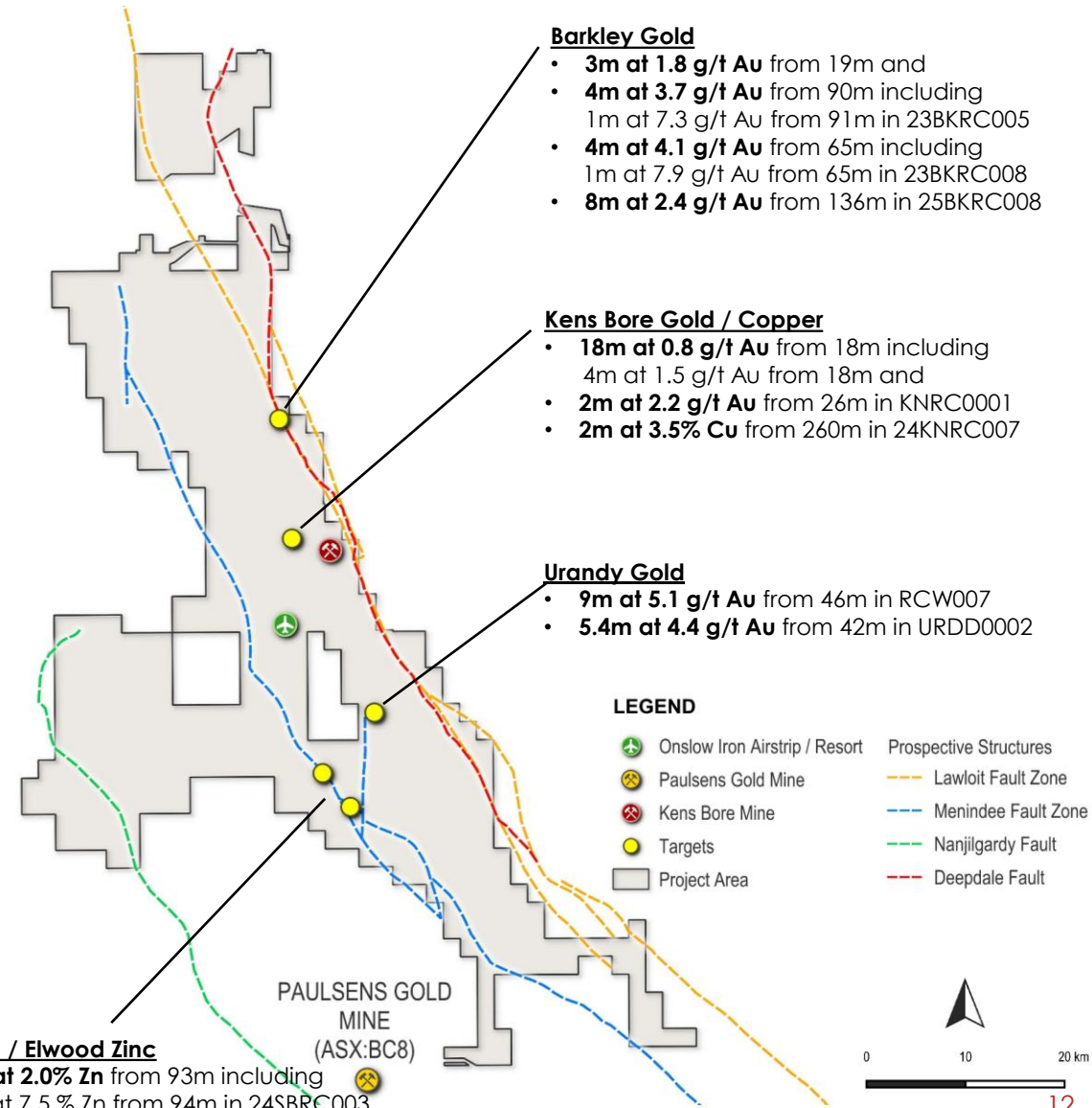
Anabama Project (SA)

- ✓ Open file data compilation and reprocessing of geophysical datasets and imagery completed.
- ✓ Native Title Agreement signed with Wilyakali Native Title Aboriginal Corporation.
- ✓ Field reconnaissance, mapping and ground geophysics (IP) survey completed.
- ✓ IP survey highlights strike extensive chargeability and resistivity anomalism.
- ✓ 2,000m diamond drilling program targeting gold-copper mineralisation underway.



The **West Pilbara Gold & Base Metal** Project (WA)

- ✓ Located at contact of Hamersley and Ashburton Basins, a **highly prospective setting** with major mantle-tapping regional faults, reactive rocks with widespread evidence of gold and base metal mineralisation.
- ✓ Red Hill Minerals early-stage RC drilling has achieved **gold intercepts of up to 7.9 g/t, with results greater than 0.5 g/t gold over 2.5 km of strike** length at Barkley Gold prospect.
- ✓ Completed 42 RC (8,250m) and 2 diamond (424m) drillholes across several targets.



Onslow Iron Ore Royalty

- ✓ Anticipated royalty income for FY26 ~\$28.7M. Royalty payment received in Q1 FY26 \$7.0M.
- ✓ Dividend Policy: 50% of funds received from the Onslow Iron Ore Royalty paid to shareholders.

Substantial systematic exploration program planned:

Curnamona Earn-In JV

Anabama

- ✓ RC & diamond drilling


Broken Hill

- ✓ RC & diamond drilling
- ✓ Downhole electromagnetic surveys
- ✓ Ground magnetotelluric survey

West Pilbara Project

- ✓ RC and diamond drilling
- ✓ Working up Southern targets

***Building value through systematic exploration
and value accretive royalty investments***



Proven business model



Evaluate and
Create
Opportunities



Systematic
Exploration to
Make Discoveries



Monetise
Exploration
Success



Focus on
Shareholders
& People

- ✓ Well-funded, dividend-paying with ongoing royalty income.
- ✓ Diversified asset portfolio with strong exploration potential.
- ✓ Proven track record of delivering discoveries and shareholder returns.
- ✓ Motivated management team with a track record of successfully acquiring high quality royalty and exploration assets.

ersonal use only



ersonal use only



Level 2, 9 Havelock Street, West Perth, WA 6005
+61 8 9481 8627

enquiries@redhillminerals.com.au

