

QUARTERLY REPORT

For the 3 months ended 31 December 2025

Prodigy Gold 100% Projects

Tanami North Gold Project:

- Final assays were returned during the reporting period for the 21-hole Reverse Circulation (RC) drilling campaign at the Hyperion Project that was completed during the Quarter. The program generated a series of significant intercepts including:
 - Seuss Lode
 - 24m @ 5.5g/t Au from 75m in hole SURC25008
 - 18m @ 4.2g/t Au from 79m in Hole SURC25006
 - 23m @ 2.2g/t Au from 37m in hole SURC25005
 - 9m @ 3.2g/t Au from 63m in hole SURC25008
 - 9m @ 2.5g/t Au from 19m in hole SURC25001
 - 30m @ 2.7g/t Au from 61m in hole SURC25009
 - 6m @ 4.0g/t Au from 122m in hole SURC25009
 - Hyperion Lode
 - 12m @ 4.6g/t Au from 131m in hole HYRC25004
 - 10m @ 3.1g/t Au from 123m in hole HYRC25007
 - Tethys Lode
 - 5m @ 2.3g/t Au from 124m in hole HYRC25005
 - 4m @ 2.1g/t Au from 27m in hole HYRCD25002
 - Two holes targeting the Tethys lode below the reported mineral resource have now been completed with diamond tails drilled to designed depth. Results are pending.
- Final assays were returned during the reporting period for the 8-hole RC drilling campaign at the Tregony Project that was completed during the reporting period. Encouraging results were returned, including:
 - 7m @ 14.1g/t Au from 58m in hole TGRC26007 inc.:
 - 3m @ 29.4g/t Au from 59m
 - 3m @ 10.2g/t Au from 39m in hole TGRC25002
 - 5m @ 2.4g/t Au from 54m in hole TGRC25008
- Environmental field work has commenced around MLA34047 to assist with future mining approvals for the Hyperion project.
- Prodigy Gold announced the commencement of the first integrated 3D structural, mineralogical, and geochemical study of the Hyperion gold deposit in collaboration with Australia's national science agency, CSIRO.

Prodigy Gold JV Projects

Tobruk & Monza Projects – Newmont JV

- Results received from the two RC drillholes that were completed on the Tobruk JV tenure at the Officer Hill North prospect returned no significant results.
- Results that utilised Newmont's proprietary Deep Sensing Geochemistry (DSG) technique at the Monza project completed during the June 2025 quarter were received during the quarter

Management Commentary

Commenting on progress made during the December 2025 quarter, Prodigy Gold Managing Director, Mark Edwards stated:

"The December quarter has been an exciting period for Prodigy Gold with the drilling and subsequent release of the results from our RC drilling programs at both Hyperion and Tregony. The Hyperion drilling, especially around the Seuss lodes, has shown how exciting the project is becoming. The company has commenced mining studies on the deposit with the idea of creating confidence in the mineralisation style and its suitability for future mining activities. This work will continue in early 2026 as the next steps are better understood to create value for the company in the development of this asset. The drilling at Tregony, while only a small program, also highlights the future development opportunities for the Tanami North project area.

It is also a big step forward for the Company with the commencement of baseline studies around the Hyperion project. During the reporting period monitoring cameras have been placed around the site to better understand the local Fauna within the deposit area. A weather station has been installed to collect data over the current wet season, with 3 dust monitoring sites also established. During October the Prodigy Gold environmental team also spent time on site completing baseline inspections to better understand the types of flora around the project area. All this work will form part of larger and more complex studies on the mining area and will be used to better inform future applications for mining licences. Also, during the period further work was completed on obtaining mining approvals for Old Pirate that can be used to allow future development of the project. While mining was completed there in 2016, work is required to obtain approvals if mining were to re-start. This is now underway with further details to be announced in the first half of the year outlining how this process develops.

While the field work period for the year is to commence, once the Northern Australia wet season is complete, this time of year is still busy for the company, working on reporting and approvals for the coming field season, as well as completing analysis of results received and those still to come, such as the results for the diamond drilling completed late in 2025. As these develop and as they are received we will keep our stakeholders informed. The current plans would be to return to the field in early April pending the availability of the road access,"

December Quarter Exploration Summary

Tanami North Project – 100% PRX

The Tregony and Hyperion Gold Deposits are located within the 100% Prodigy Gold owned Tanami North Project area and are situated on the Suplejack Shear Zone ("SSZ"), which hosts several known gold mineral resources (Figure 1) such as:

- Hyperion Deposit – located approximately 20km northeast of Groundrush
- Tregony Deposit – located 26km to the north of the Hyperion Deposit
- Groundrush Deposit¹ – located 42km to the northeast of Central Tanami Project mill site
- Crusade Deposit¹ – located 22km to the northeast of Tregony

¹ CTPJV – 50% Tanami Gold NL ("TAM") : 50% Northern Star Resources Limited ("NST")

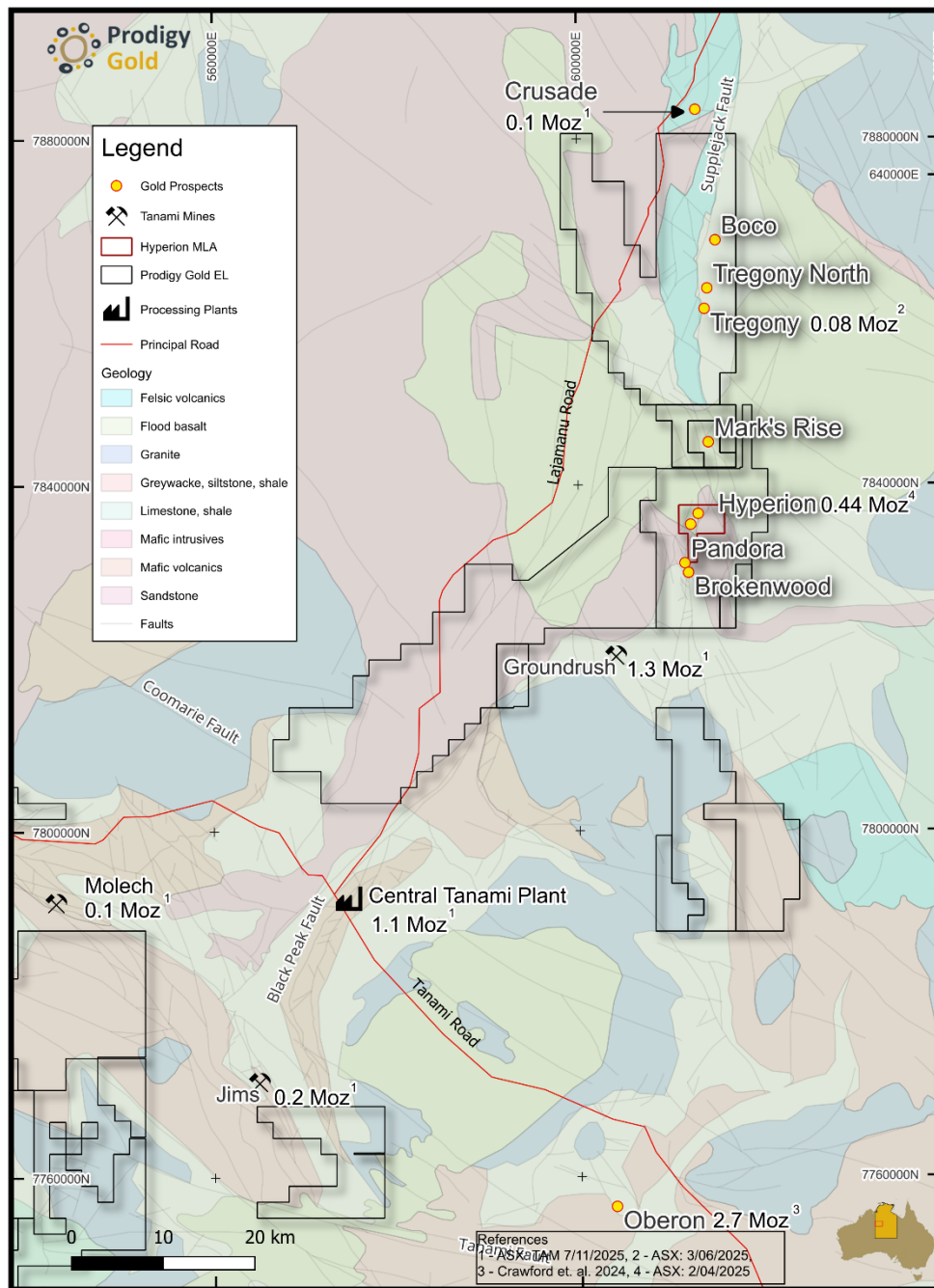


Figure 1 Tanami North Project area

Hyperion Mineral Lease application

Prodigy Gold has continued the process to obtain the Hyperion mineral lease, which was applied for in December 2024². Several steps are required to be completed before the granting of the lease can be finalised. A summary of the required steps and their status is below:

- Application submitted to Department of Mining and Energy – Completed December 2024
- Comments from various government agencies – Completed March 2025
- Landholders notified of application – Completed April 2025
- Advertising – Completed April 2025 – No responses have been reported to Prodigy Gold
- Completion of proposed mining plan:
 - Mineral Resource update completed April 2025
 - Metallurgical testwork completed June 2025
 - Preliminary Pit/site design, mining scheduling – completed November 2025

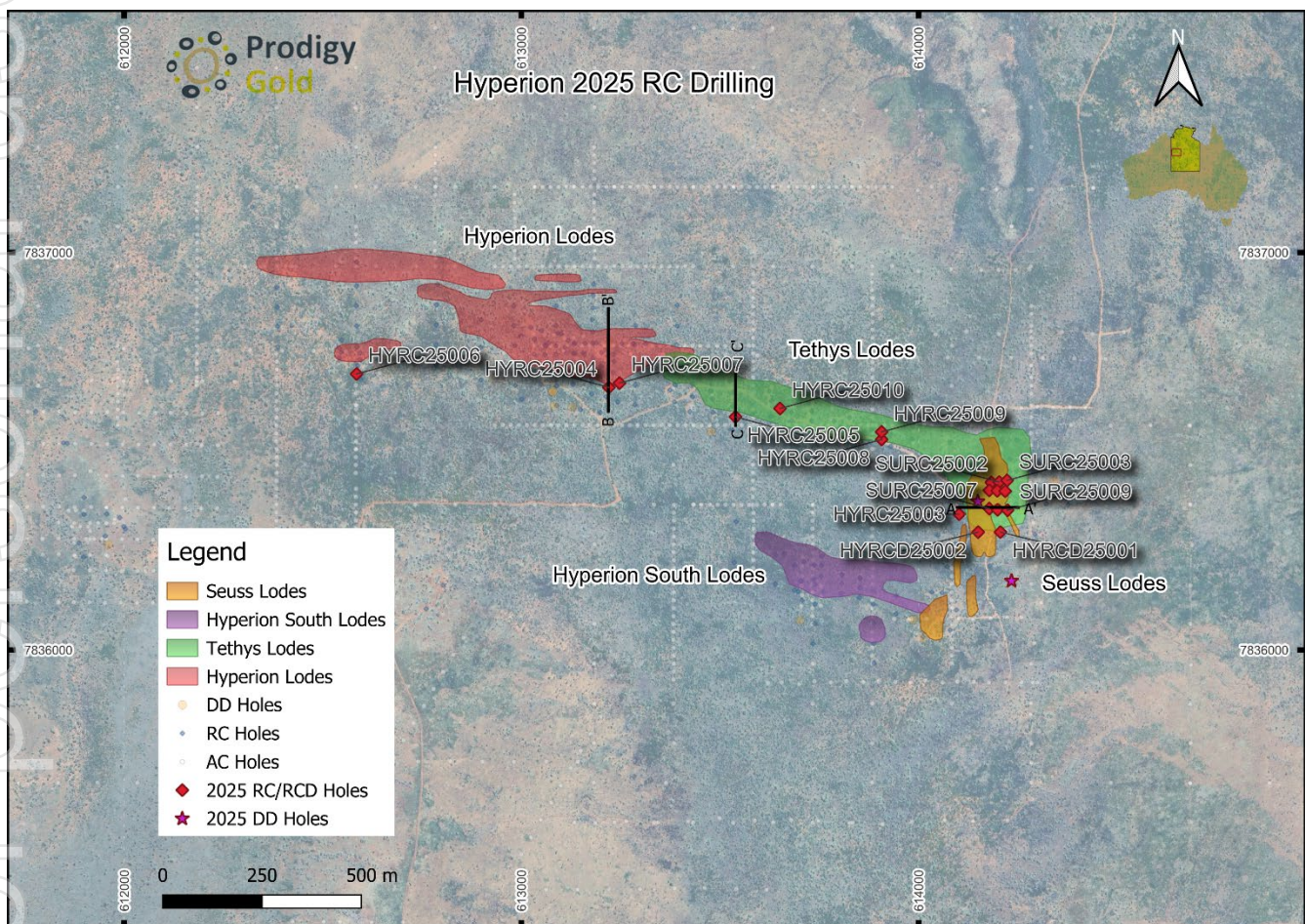
² ASX: 4 December 2024

- Application for Mining Licence through Environmental Protection Act – commenced late 2025 with baseline data collection commencing for Flora, Fauna, Groundwater, Weather and Dust monitoring – this may be required for a proposed Environmental Impact Assessment (EIA)
- Negotiation Aboriginal Land Rights Act (ALRA) agreement between Prodigy Gold, Central Land Council and Traditional Owners – to commence early 2026 with the submission of a Section 46 report as required under the Aboriginal Land Rights Act (1976)
- Survey plan completed – cadastral survey of lease boundary signed off by NT Surveyor General – to commence in 2026 after EIA and ALRA agreement negotiations are close to finalisation

This process is required to be completed before mining could be considered for the project and hence it is now a focus for the Prodigy Gold team.

Hyperion Deposit RC Drilling

During the quarter³, Prodigy Gold announced the completion of RC drilling around the Hyperion Deposit for 2025. Results have now been returned for the 21 RC holes (2,495 metres) completed at the project.



- 9m @ 2.5g/t Au from 19m in hole SURC25001 (ETW 5.9m)
- 30m @ 2.7g/t Au from 61m in hole SURC25009 (ETW 27.8m)
- 6m @ 4.0g/t Au from 122m in hole SURC25009 (ETW 4.5m)
- Hyperion Lode
 - 12m @ 4.6g/t Au from 131m in hole HYRC25004 (ETW 10.4m)
 - 10m @ 3.1g/t Au from 123m in hole HYRC25007 (ETW 8.2m)
- Tethys Lode
 - 5m @ 2.3g/t Au from 124m in hole HYRC25005 (ETW 2.8m)
 - 4m @ 2.1g/t Au from 27m in hole HYRC25002 (ETW 3.6m)

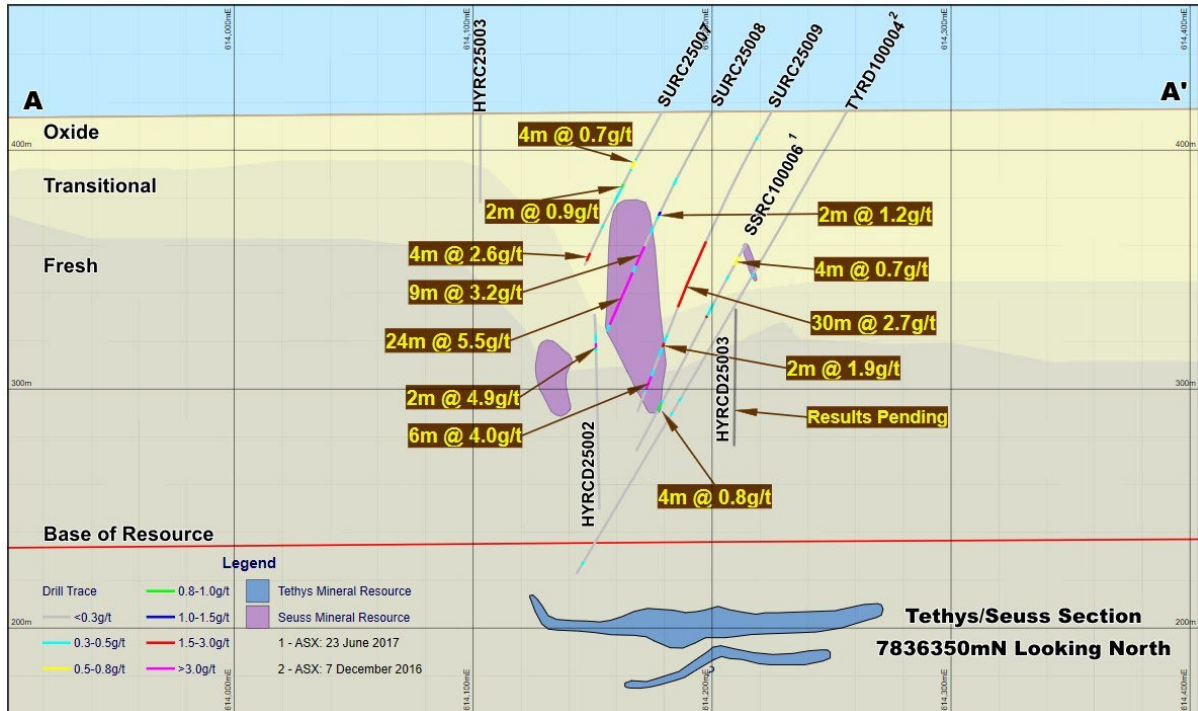


Figure 3 Seuss Section 7836350mN looking North

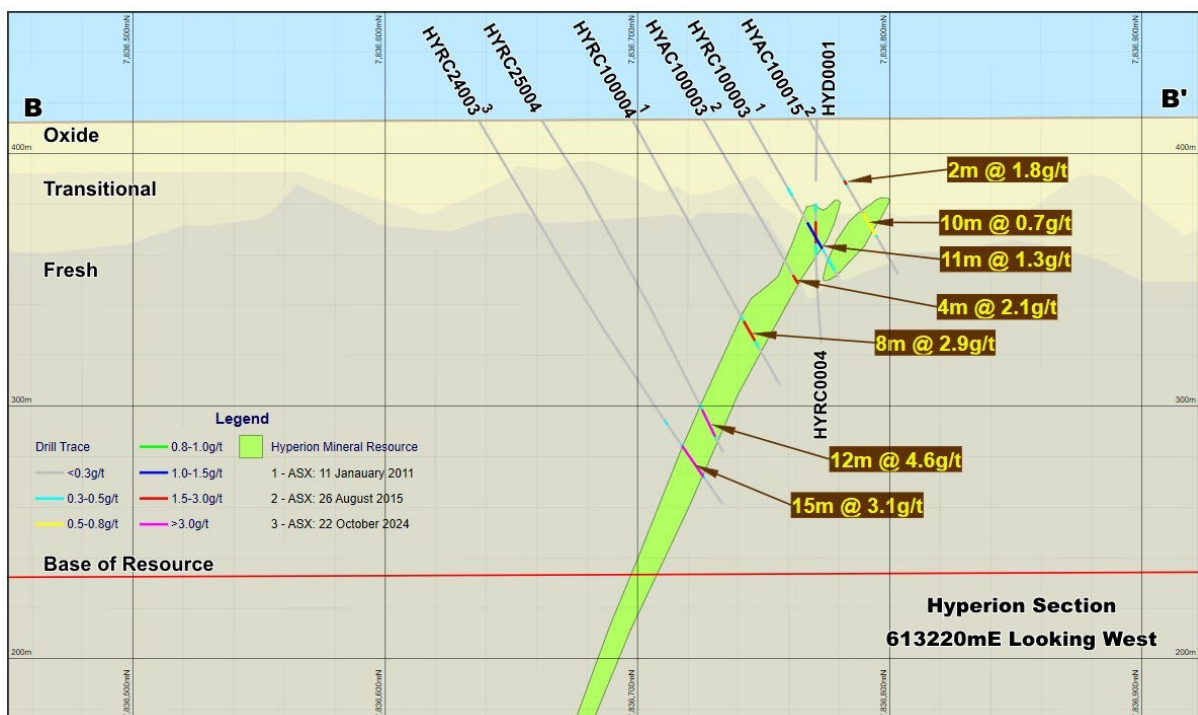


Figure 4 Hyperion Mineralised Section. 613220mE looking West

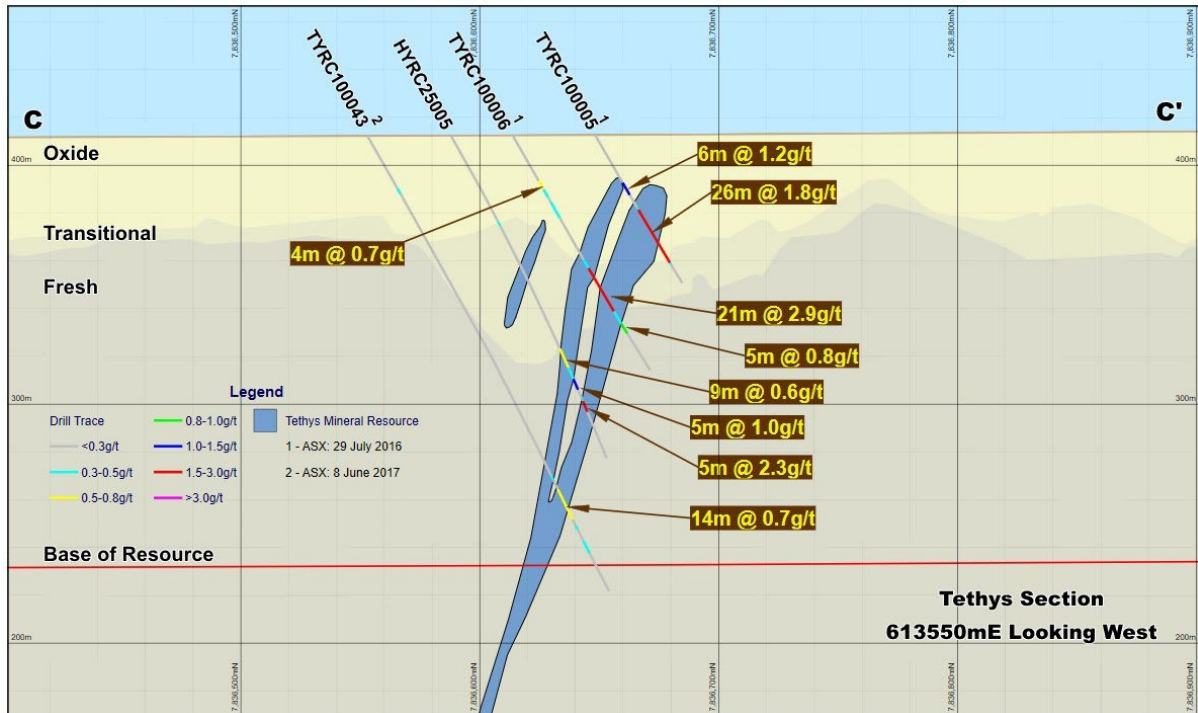


Figure 5 Tethys Mineralised Section. 613550mE looking West

Two additional holes were drilled on the Hyperion exploration licence to follow up on historic drilling at the Pandora and Limestone Ridge targets. These holes were sampled using 3 metre composites, with the Pandora hole (HYRC25011) returning an interval of 3m @ 1.6g/t Au from 36 metres. The Limestone Ridge hole did not return any significant intercepts.

Prodigy Gold has also completed some diamond drilling at the Hyperion Deposit. Two co-funded diamond holes have been drilled to test the Tethys mineralisation at depth. Two additional diamond tails have also been completed to finalise two RC holes that did not reach planned depth. Results for this drilling are pending and are expected to be available in the coming quarter.

Tregony Deposit RC Drilling

During the quarter, Prodigy Gold announced the results from the eight-hole, 762 metre RC drilling program at the Tregony Deposit. These holes focused on extending the mineral resources around the Tregony North area in support of the 2024 drilling, around the southern areas of the resource, and to add and improve confidence in the mineral resource estimation.

Intercepts received include highlights:

- 7m @ 14.1g/t Au from 58m in hole TGRC26007 (ETW 5.8m) inc.:
 - 3m @ 29.4g/t Au from 59m (ETW 2.5m)
- 3m @ 10.2g/t Au from 39m in hole TGRC25002 (ETW 3m)
- 5m @ 2.4g/t Au from 54m in hole TGRC25008 (ETW 4.4m)

Prodigy Gold also completed the drilling of a short diamond core drill hole for use in metallurgical testwork, which will assess the suitability of the Tregony mineralisation for heap leach processing. This work is aimed at better defining the future mining potential of the Tregony Deposit. Drilling is now complete with further testwork planned for the coming year.

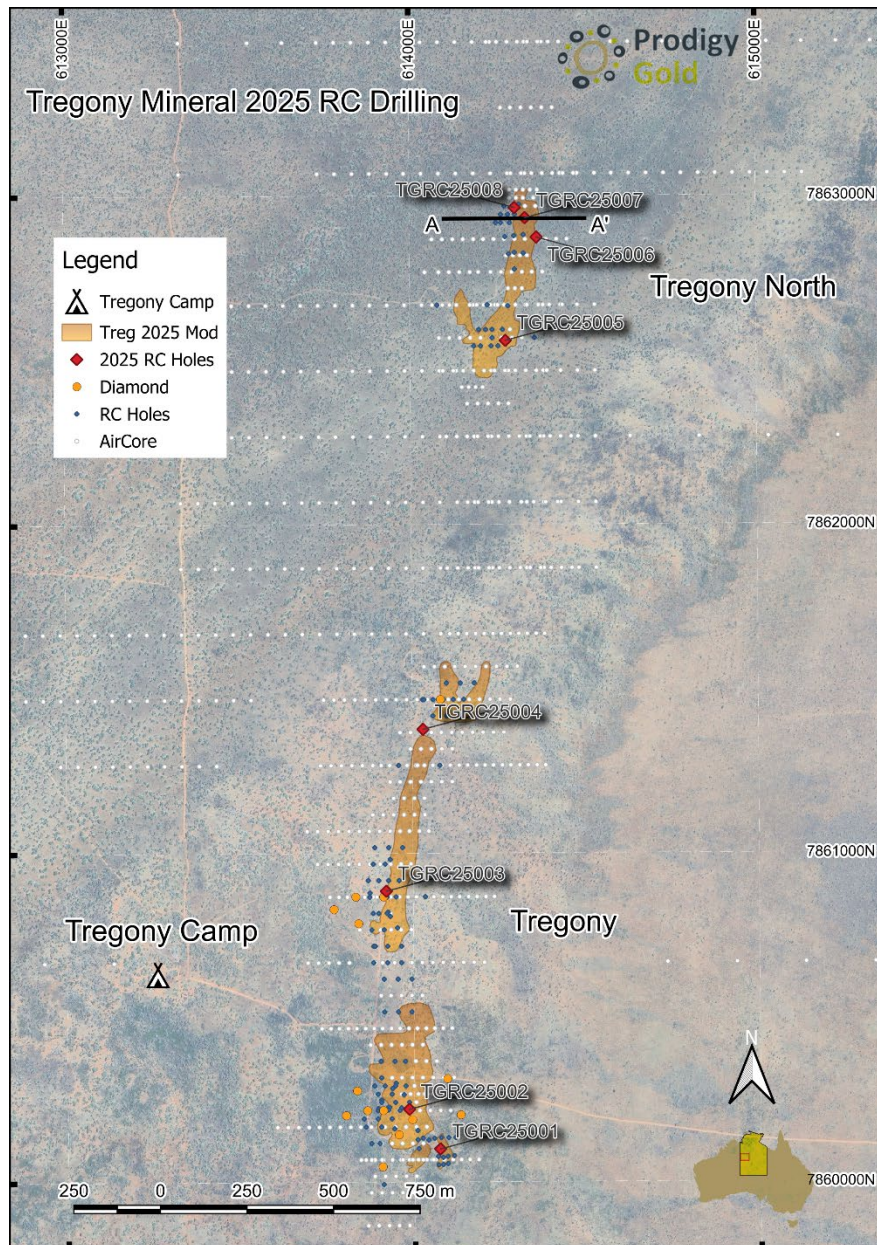


Figure 6 Tregony drilling and collar locations for 2025

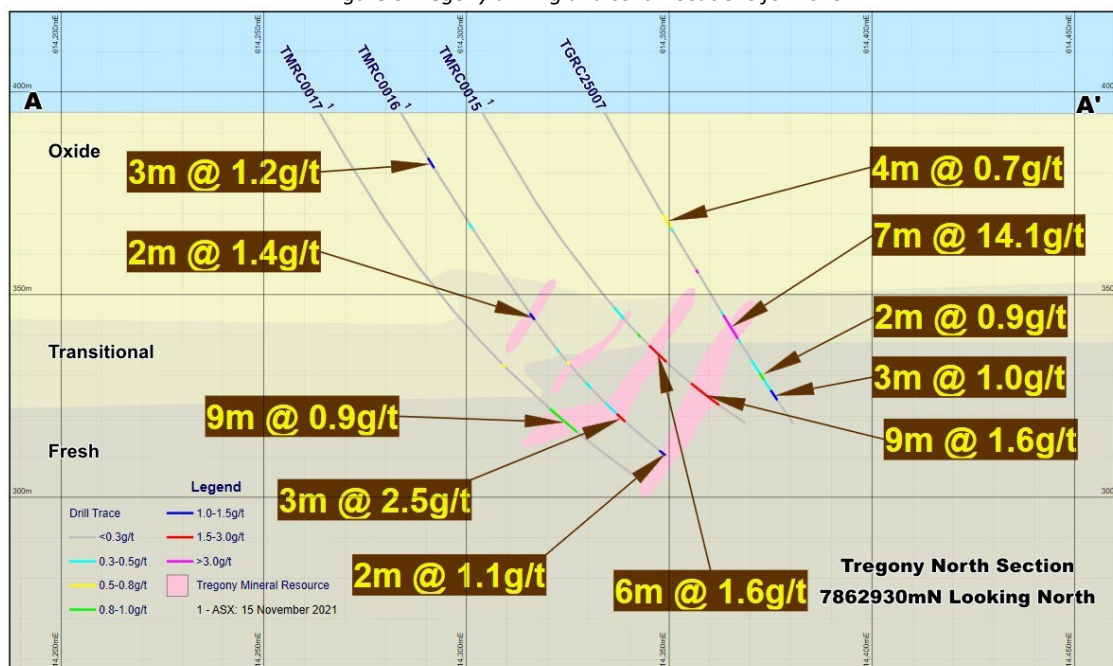


Figure 7 Tregony Mineralised Section. 7862930mN looking North

Hyperion Deposit – Advanced Structural, Mineralogical and Geochemical Characterisation Study

During the quarter Prodigy Gold announced the commencement of the first integrated 3D structural, mineralogical, and geochemical study of the Hyperion gold deposit in collaboration with Australia's national science agency, CSIRO.

The study aims to define vein orientations, gold distribution, and alteration patterns to better understand the structural controls on mineralisation within the Hyperion–Tethys system. Results will address key knowledge gaps relative to well-studied Tanami deposits, such as Callie, the Granites, and Groundrush, enhancing the broader regional mineral systems model.

Outcomes will refine the Hyperion orebody geometry and provide a platform for future studies focusing on predictive exploration targeting high-grade gold zones across the Tanami region. The research will directly inform future resource growth, drilling priorities, and exploration strategy across the Company's Tanami North gold project.

Prodigy Gold Mineral Resources

During the quarter, Prodigy Gold reported on the 100% owned Mineral Resource estimates⁵, which now totals 23.7Mt at an average grade of 1.4g/t gold for 1,029koz of gold (Table 1). Defined Mineral Resources are located on the Old Pirate⁶, Buccaneer⁷, Hyperion⁸ and Tregony⁹ Projects. The Tregony Mineral Resource is one of two Prodigy Gold deposits defined along the regional Suplejack Shear Zone ("SSZ"), which also hosts the Central Tanami Project Joint Venture's ("CTPJV") Groundrush (Mineral Resource - 1.3Moz Au) and Crusade Deposits (Mineral Resource - 110Koz Au)¹⁰.

Table 1 Prodigy Gold Mineral Resource summary as at 19 August 2025

			Indicated			Inferred			Total		
Project	Date	Cut-off	Tonnes	Grade	Metal	Tonnes	Grade	Metal	Tonnes	Grade	Metal
		(g/t Au)	(Mt)	(g/t Au)	(Koz Au)	(Mt)	(g/t Au)	(Koz Au)	(Mt)	(g/t Au)	(Koz Au)
Tanami North Project Area											
Tregony	3-Jun-25	0.5/0.6	0.5	1.8	30	1.5	1.0	50	2.0	1.2	80
Hyperion	2-Apr-25	0.5/0.6	2.4	1.6	125	7.3	1.3	310	9.7	1.4	435
Sub-Total			2.9	1.6	155	8.8	1.3	360	11.7	1.4	515
Twin Bonanza Project Area											
Buccaneer	11-Aug-23	0.6	4.8	1.1	174	6.4	1.1	225	11.2	1.1	400
Old Pirate	19-Aug-16	1.0	0.04	4.6	7	0.7	4.7	109	0.8	4.7	115
Sub-Total			4.8	1.2	181	7.2	1.5	334	12.0	1.3	515
Total Prodigy Gold Resources											
Total			7.8	1.3	336	15.9	1.4	694	23.7	1.4	1,029

Notes:

Notes for Mineral Resource:

- All Mineral Resources are reported in accordance with the 2012 JORC Code
- Mineral Resource Estimates are not precise calculations, being dependent on the interpretation of limited information on the location, shape and continuity of the occurrence and on the available sampling results. The quantities contained in the above table have been rounded to one significant figure to reflect the relative uncertainty of the estimate for tonnes and grade. Rounding may cause values in the table to appear to have errors.
- Authors are noted as Prodigy Gold (Mark Edwards) for the Tregony, Hyperion and Buccaneer Mineral Resources and CSA Global for the Old Pirate Mineral Resources
- Tonnes are reported as dry metric tonnes
- There are no Ore Reserves reported for any of Prodigy Gold's projects
- All projects are owned 100% by Prodigy Gold
- Buccaneer Mineral Resources were determined using an optimised pit shell created in 2023 with these parameters;
 - Gold price of A\$2,960/oz which represents a 120% factoring of the 3-year forecast of gold price based on data from Consensus Economics Inc, 2023 at US\$1,832/oz and exchange rate of \$0.74 dated June 2023.
 - Mining, processing and G&A costs of around \$56/ore tonne mined

⁵ ASX: 19 August 2025

⁶ ASX: 19 August 2016

⁷ ASX: 11 August 2023 – restated 19 August 2025

⁸ ASX: 2 April 2025

⁹ ASX: 3 June 2025

¹⁰ ASX: TAM 7 November 2025

- Recoveries used were 95.1% for oxide, 96.7% transitional and 84.6% for fresh based on metallurgical testwork completed by metallurgical consultants IMO Pty Ltd in 2023
- Pit wall angles of 45° in oxide and 39° in fresh and transitional (from vertical) and are based on geotechnical work completed on the 2021 diamond drilling.
- Buccaneer Mineral Resources have been re-stated using the optimised pit shell as outlined above at a lower cut-off grade of 0.6g/t Au.
- Tregony Mineral Resources are determined to be within 100m of surface using a lower cut-off grade of 0.5g/t Au in oxide material and 0.6g/t Au in transitional and fresh material based on metallurgical recoveries of 95% in oxide and 90% in transitional and fresh material.
- Hyperion Mineral Resources are determined to be within 180m of surface using a lower cut-off grade of 0.5g/t Au in oxide and transitional material and 0.6g/t Au in fresh material based on metallurgical recoveries of 95% in oxide and transitional and 80% in fresh material.
- Lower cut-off grades calculated for Hyperion, Tregony and the restated Buccaneer use a forecast exchange rate of \$0.64, US gold price of \$2,826/oz (\$Aus4,395/oz) determined using the Consensus Economics March 2025 newsletter

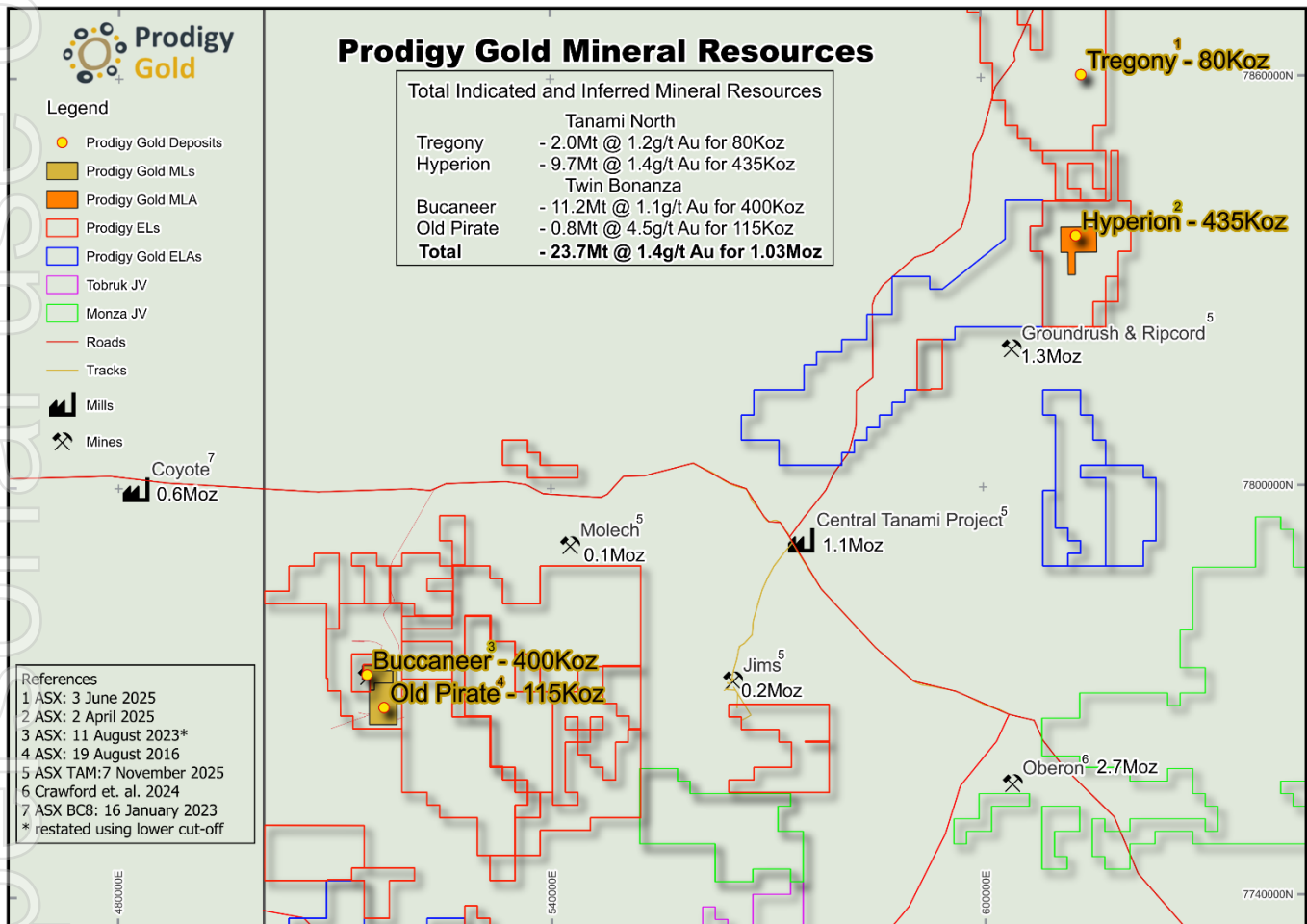


Figure 8 Location of Prodigy Gold's Mineral Resources

Joint Venture Portfolio

Tobruk JV and Monza JV (Newmont)

Newmont Exploration Pty Ltd, a subsidiary of Newmont Corporation, (Newmont) has the right to earn up to 75% of Tobruk and 85% of Monza by sole funding exploration activities and delivering certain milestones.

Two RC drillholes that were drilled at the Tobruk JV tenure at the Officer Hill North prospect during the last quarter have returned results which did not report any significant gold values.

During the June 2025 quarter a Deep Sensing Geochemistry (DSG) technique sampling program was completed at the Monza Project. The survey results were received within the reporting period. Processing is in progress and the results will be presented later in the year.

Tobruk

Works completed during the reporting period included:

- Sample results were received from the RC drilling completed on the Officer Hill North prospect on EL25192 with no significant results reported from the two completed holes.
- A downhole wireline logging program was acquired by Wireline Services Group Pty Ltd on the two RC holes. Optical televiwer (OTV) and acoustic televiwer (ATV) wireline logging surveys were completed.

Monza

No field work was carried out during the reporting period.

- Results were received for a surface geochemical sampling campaign using Newmont's proprietary DSG technique completed in the June 2025 quarter. The results received are being processed with the report expected later in the year.
- A horizontal to vertical spectral ratio (HVSr) passive seismic survey was carried out coincidentally with the surface geochemical survey during Q2 2025. A consultant has now completed the depth to feature modelling on all collected data, these results have been integrated into the regional depth to cover map for the JV project area.

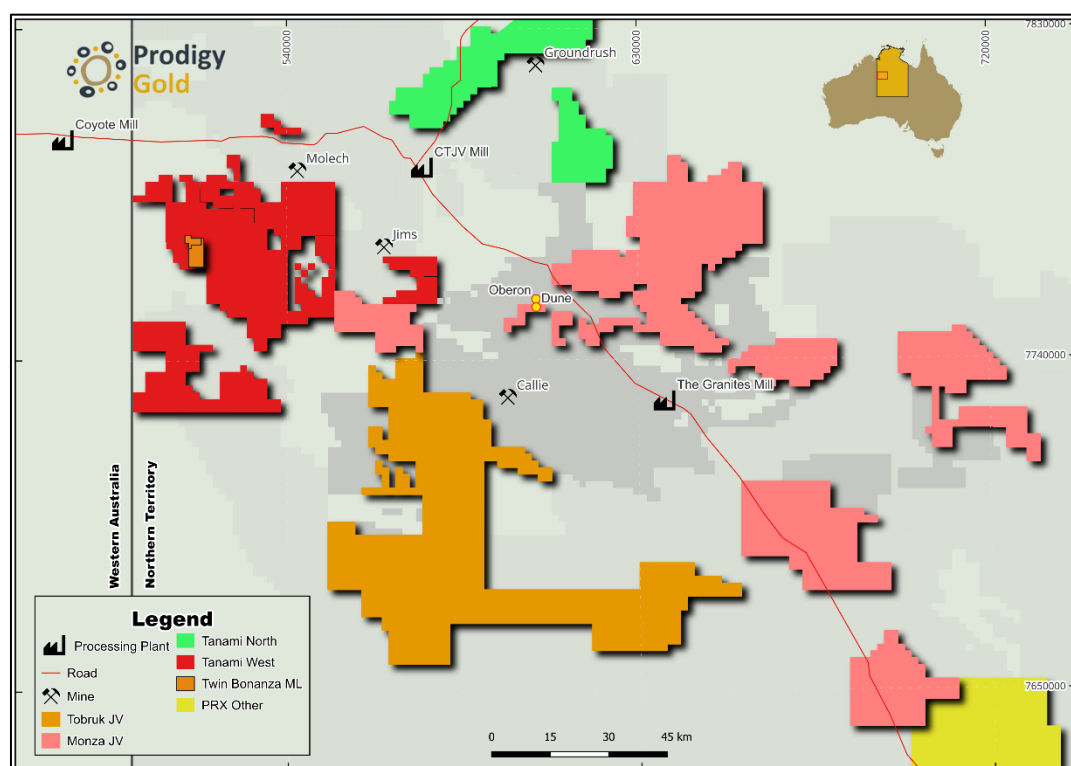


Figure 9 Newmont and Prodigy Gold JV locations for Tobruk and Monza agreements

Lake Mackay JV (IGO and IGO/Castile)

Prodigy Gold manages three Joint Ventures (Figure 7) for the Lake Mackay Project:

- Gold JV – 70% Prodigy Gold and 30% IGO
- Base Metal JV – 30% Prodigy Gold and 70% IGO
- Castile JV – Prodigy Gold 60%, IGO 26% and Castile 14%

No active exploration activities occurred during the December 2025 quarter.

Prodigy Gold is working with IGO, who has established a dataroom, to determine if there are parties interested in a joint venture or acquisition of the project. This process is still ongoing, and Prodigy Gold will continue to talk with potential partners / buyers to establish if there is any interest in the Lake Mackay Project. Prodigy Gold has no active plans for exploration at Lake Mackay in 2026.

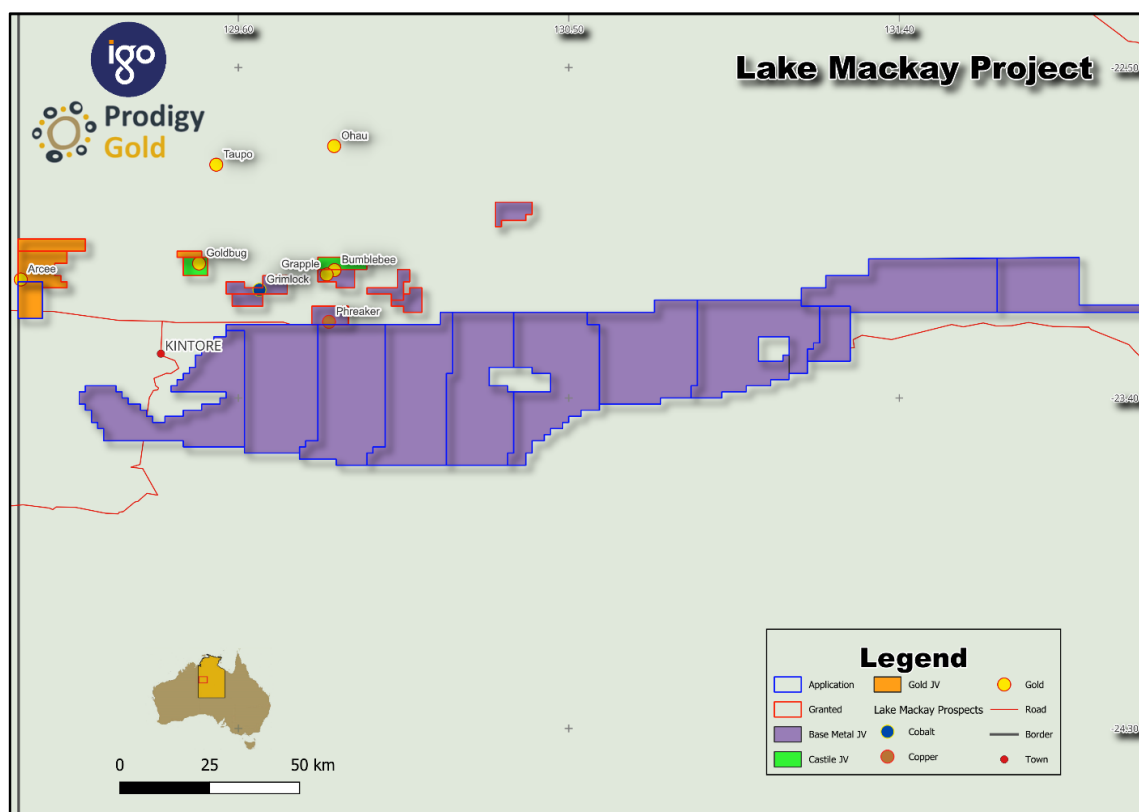


Figure 10 Lake Mackay JV tenements

Barrow Creek JV (Australasian Metals) - 10% PRX

No field work was completed on the Barrow Creek Project during the reporting period.

Environmental, Social and Governance

The Prodigy Gold team has commenced baseline studies for the Hyperion project, which can be used in future Environmental Impact Studies (EIS). The work includes baseline studies on Flora, Fauna, Weeds and Weather as well as collecting groundwater and dust samples from around the project.

The Prodigy Gold environment team has also been working on the approvals for re-starting mining at the Old Pirate project. While a previous EIS has been approved, additional approvals through the NT EPA Act (2019) are required before mining can restart. These are now being completed with more details to be reported during 2026.

No significant environmental incidents have been reported for this period.

Capital Structure

Following the completion of the share consolidation on 27 October 2025, the Company's capital structure is as follows:

Security Code	Security Name	Number
PRX	ORDINARY FULLY PAID SHARES	337,093,373
PRXAJ	OPTION EXPIRING 16-OCT-2027 EX \$0.24	250,000
PRXAK	OPTION EXPIRING 30 NOV 2026 EX \$0.14	12,514,491
PRXAH	OPTION EXPIRING 21-JAN-2026 EX \$0.98	50,000
PRXAI	OPTION EXPIRING 01-MAY-2026 EX \$0.76	100,000
PRXAF	OPTION EXPIRING 02-NOV-2025 EX \$1.62	75,000
PRXAM	OPTION EXPIRING 30-NOV-2027 EX \$0.10	35,242,847

The Company subsequently cancelled 75,000 options which expired on 2 November 2025.

Substantial holders as at 31 December 2025 are:

Shareholders	Number of Ordinary Shares	% Held of Issued Ordinary Capital
APAC Resources Limited & Allied Properties Investments (1) Company Limited	103,360,024	30.66
Plutus Prospecting Pty Ltd	67,081,534	19.90
Jetosea Pty Ltd	62,141,372	18.43

During the reporting period Brett Smith purchased 350,000 shares on market and did not exercise 75,000 unlisted options which expired during the quarter

Board Changes

No changes to the board occurred during the quarter.

Sale of Unmarketable Parcels

Prodigy Gold completed the sale of all fully paid ordinary shares in the Company that were an unmarketable parcel, being a parcel of shares worth less than \$500.

The final number of shares sold under the unmarketable parcel sale facility was 52,183,790 shares held by a total of 2,732 shareholders. This represented 73% of the Company's total number of shareholders on the closing date, while being less than 0.78% of issued capital.

Share Consolidation

Shareholders approved a consolidation of the Company's capital on a 1 for 20 basis at Prodigy Gold's Annual General Meeting held on 21 October 2025.

Cash Position

As at 31 December 2025, Prodigy Gold had A\$5.2 Million in available cash and has no debt.

Payments reported in the Appendix 5B under section 6.1 consist of remuneration paid to executive and non-executive directors of the Company, including PAYG and superannuation, on a cash basis.

Authorised for release by a resolution of Prodigy Gold's Board of Directors.

For further information contact:

Mark Edwards
Managing Director
+61 8 9423 9777

About Prodigy Gold NL

Prodigy Gold has a unique blend of greenfield and brownfield exploration projects and prospects in the proven multi-million-ounce Tanami Gold Province hosting significant deposits such as Newmont Australia's Tanami operation and its Oberon Deposit. Prodigy Gold is currently focused on the development of its Tanami North and Twin Bonanza projects with further work required to fully understand the potential for mining of its over 1 million ounces of Mineral Resources.

The key strategic plan for Prodigy Gold over the coming 5 years includes:

- Remaining focused on mine development and gold exploration in the Tanami Region of the Northern Territory;
- Completing mining studies on the existing Tanami North and Twin Bonanza projects to better understand the development potential of Prodigy Gold's deposits;
- Reviewing opportunities to develop existing and future deposits with potential partners with the aim of generating cash-flow to continue exploration and development activities;
- Continue to grow the current mineral resource base while assessing and developing new projects around the Company's significant tenement package; and
- Work with our Joint Venture partners to continue to advance their projects in and around our active sites.

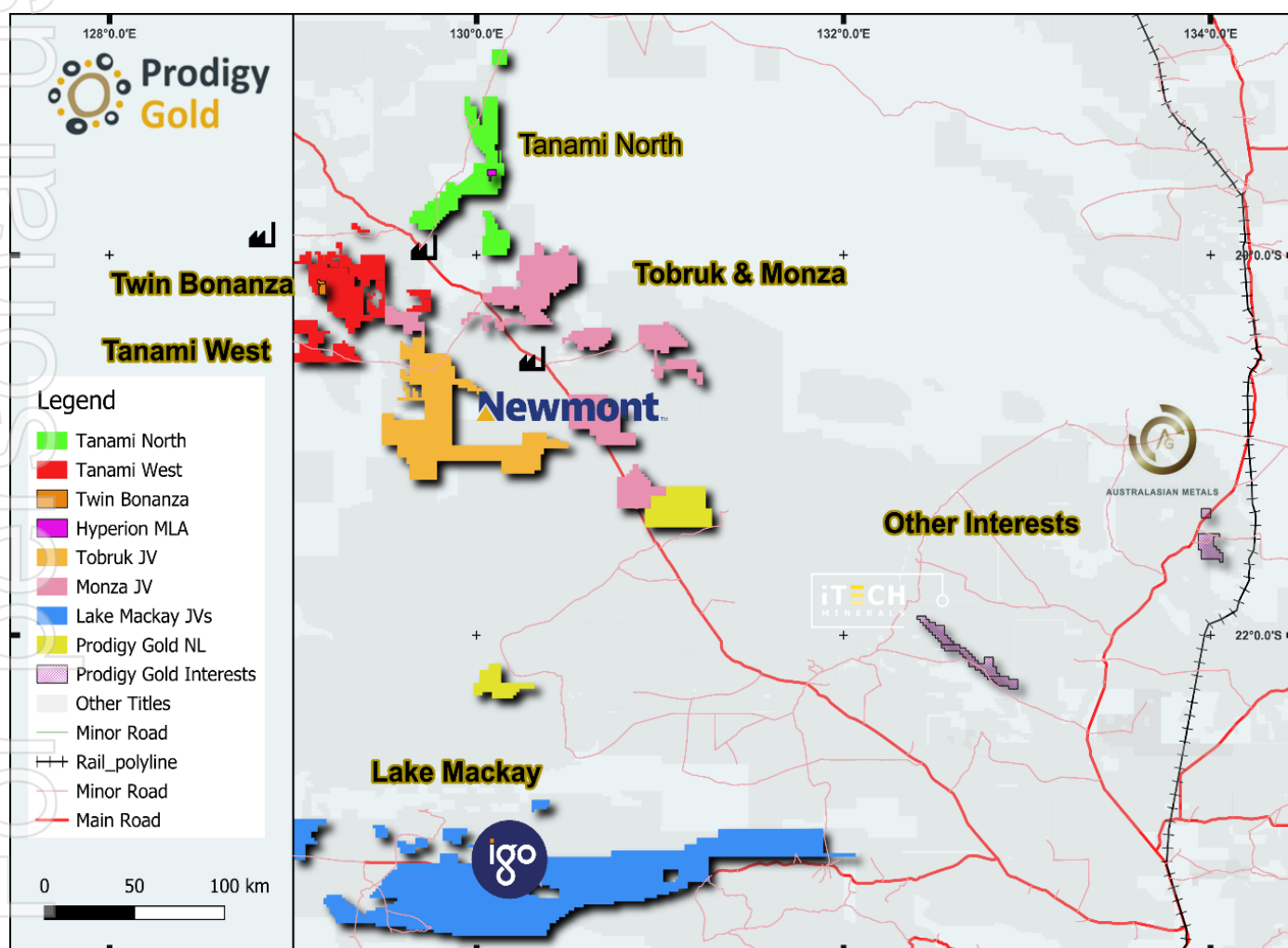


Figure 11 Prodigy Gold major project areas

Competent Person's Statement for Mineral Resources

The information in this announcement relating to Mineral Resources from Buccaneer, Tregony, Hyperion and Old Pirate is based on information reviewed and checked by Mr. Mark Edwards. Mr. Edwards is a Fellow of the Australasian Institute of Mining and Metallurgy (AusIMM – Membership number 220787) and Member of the Australian Institute of Geoscientists (AIG – Membership number 3655) and has sufficient experience relevant to the style of mineralisation and type of deposits under consideration and to the activity he is undertaking to qualify as a Competent Person as defined in the 2012 Edition of the Australasian Code for Reporting of Exploration Results, Mineral Resources and Ore Reserves (the "2012 JORC Code"). Mr. Edwards is a full-time employee of the Company in the position of Managing Director and consents to the inclusion of the Mineral Resources in the form and context in which they appear. Mr. Edwards also visited each project site during July 2023, September 2024 and April 2025.

The Company confirms that it is not aware of any new information or data that materially affects the Mineral Resources as reported on the 3 June 2025, 2 April 2025, 11 August 2023 and 19 August 2016, and the assumptions and technical parameters underpinning the estimates in the 3 June 2025, 2 April 2025, 11 August 2023 and 19 August 2016 releases continue to apply and have not materially changed.

The information in this report that relates to Mineral Resources for Tregony was previously released to the ASX on the 3 June 2025 – Updated Mineral Resource for Tregony Gold Deposit. This document can be found at www.asx.com.au (Stock Code: PRX) and at www.prodigygold.com.au. The 3 June 2025 release fairly represents data, geological modelling, grade estimation and Mineral Resource estimates completed by Mr. Mark Edwards who is a Fellow of the Australasian Institute of Mining and Metallurgy and Member of the Australian Institute of Geoscientists. At the time of the 3 June 2025 release Mr. Edwards was a full-time employee of Prodigy Gold. Mr. Edwards has previously provided written consent for the 3 June 2025 release.

The information in this report that relates to Mineral Resources for Hyperion was previously released to the ASX on the 2 April 2025 – Hyperion Gold Deposit Mineral Resource Update. This document can be found at www.asx.com.au (Stock Code: PRX) and at www.prodigygold.com.au. The 2 April 2025 release fairly represents data, geological modelling, grade estimation and Mineral Resource estimates completed by Mr. Mark Edwards who is a Fellow of the Australasian Institute of Mining and Metallurgy. At the time of the 2 April 2025 release Mr. Edwards was a full-time employee of Prodigy Gold. Mr. Edwards has previously provided written consent for the 2 April 2025 release.

The information in this report that relates to the Mineral Resources for Buccaneer was previously released to the ASX on the 11 August 2023 –Buccaneer Mineral Resource Update. This document can be found at www.asx.com.au (Stock Code: PRX) and at www.prodigygold.com.au. It fairly represents information compiled by Mr. Shaun Searle who is a Member of the Australasian Institute of Geoscientists and reviewed by Mr. Mark Edwards who is a Fellow of the Australasian Institute of Mining and Metallurgy. Mr. Edwards is the Mineral Resource Competent Person for this estimate. At this time of publication Mr. Edwards was a full-time employee of Prodigy Gold and Mr. Searle is a full-time employee of Ashmore Advisory Pty Ltd. Mr. Edwards and Mr Searle had previously provided written consent for the 11 August 2023 release.

The information in this report that relates to Mineral Resources for Old Pirate was previously released to the ASX on the 19 August 2016 – Old Pirate Updated Mineral Resource Estimate. This document can be found at www.asx.com.au (Stock Code: PRX) and at www.prodigygold.com.au. The 19 August 2016 release fairly represents information reviewed by Mr. David Williams, a Competent Person who is a Member of the Australasian Institute of Mining and Metallurgy. At the time of the 19 August 2016 release Mr. Williams was a full-time employee of CSA Global Pty Ltd. Mr. Williams has previously provided written consent for the 19 August 2016 release.

Competent Person's Statement for Exploration Results

The information in this report relating to exploration targets and exploration results is based on information reviewed and checked by Mr Mark Edwards, FAusIMM, MAIG. Mr. Edwards is a Fellow of the Australasian Institute of Mining and Metallurgy (AusIMM) and a Member of the Australasian Institute of Geoscientists (AIG). Mr Edwards is a full-time employee of Prodigy Gold NL and has sufficient experience which is relevant to the style of mineralisation and type of deposits under consideration and to the activity which he is undertaking to qualify as a Competent Person as defined in the 2012 edition of the "Australasian Code for Reporting Exploration Results, Mineral Resources and Ore Reserves". Mr Edwards consents to the inclusion in the documents of the matters based on this information in the form and context in which it appears.

The Company confirms that it is not aware of any new information or data that materially affects the information included in the original market announcement and, in the case of estimates of Mineral Resources that all material assumptions and technical parameters underpinning the estimates in the relevant market announcement continue to apply and have not materially changed. The Company confirms that the form and context in which the Competent Person's findings are presented have not been materially modified from the original market announcement.

Refer to previous Company ASX announcements for full resource estimation details, drill hole details, and intercept calculations. Prodigy Gold NL confirms that it is not aware of any new information or data that materially affects the information included in the original market announcement and that all material assumptions and technical parameters underpinning the estimates included in referenced previous market announcements continue to apply and have not materially changed.

The relevant announcements for the information in this report relate to previous ASX announcements relating to ASX Exploration Result and Exploration Targets are noted below:

Announcement Date	Announcement Title	Competent Person	At the time of release full-time employee of	Membership	Membership status
17.11.2025	Outstanding Drilling Results Returned From Hyperion	Mr Mark Edwards	Prodigy Gold NL	AusIMM AIG	Fellow Member
07.11.2025 ASX:TAM	Central Tanami Project Total Mineral Resource Increases to 2.8 MOZ	Mr Graeme Thompson	MoJoe Mining Pty Ltd	AusIMM	Member
13.10.2025	Exploration Update – IP Survey Results and RC Drilling Completed on the Tanami North Project	Mr Mark Edwards	Prodigy Gold NL	AusIMM AIG	Fellow Member
19.08.2025	Annual Mineral Resource Statement - 2025	Mr Mark Edwards	Prodigy Gold NL	AusIMM AIG	Fellow Member
04.12.2024	Mineral Lease Application Lodged for Hyperion	Mr Mark Edwards	Prodigy Gold NL	AusIMM AIG	Fellow Member
22.10.2024	Exceptional Drilling Results Returned From Hyperion Gold Deposit	Mr Mark Edwards	Prodigy Gold NL	AusIMM AIG	Fellow Member
16.01.2023 ASX:BC8	Coyote Underground Resource increases to 356koz @ 14.6g/t Au	Mr Iain Levy	Blackcat Syndicate	AIG	Member
15.11.2021	Historic High Grades Confirm Upside Potential of Tregony System	Mr Adriaan van Herk	Prodigy Gold NL	AusIMM	Member
23.06.2017	Final Results for Suplejack RC and Homestead Diamond Drilling	Mr Matt Briggs	Prodigy Gold NL	AusIMM	Member
08.06.2017	Progress Results for Seuss RC and Homestead Diamond Drilling	Mr Matt Briggs	Prodigy Gold NL	AusIMM	Member
07.12.2016	Exploration Update – Suplejack Drilling Results	Mr Matt Briggs	Prodigy Gold NL	AusIMM	Member
29.07.2016	Quarterly Report For the 3 Months ended 30 June 2016	Mr Alwin van Roji	Prodigy Gold NL	AusIMM	Member
26.08.2015	Hyperion Drill Results with 21 metres @ 4.42g/t gold & New Discovery at Hyperion East	Mr Darren Holden	Prodigy Gold NL	AusIMM	Member
11.01.2011	Promising Initial Drill Results from the Hyperion Gold Project	Mr Darren Holden	Prodigy Gold NL	AusIMM	Member

References

Crawford, A. F., Thedaud, N., Masurel, Q., & Maidment, D. W. (2024). Geology and regional setting of the Oberon gold deposit, Tanami Region. *Northern Territory Geological Survey AGES 2024 Conference* (pp. 83-87). Alice Springs: Northern Territory Geological Survey.

Consensus Economics Inc. (2023). Energy Metals & Agriculture Consensus Forecasts - June Report. London: Consensus Economics Inc.

Consensus Economics Inc. (2025). Energy Metals & Agriculture Consensus Forecasts - March Report. London: Consensus Economics Inc.

Appendix 5B

Mining exploration entity or oil and gas exploration entity quarterly cash flow report

Name of entity

Prodigy Gold NL

ABN

58 009 127 020

Quarter ended ("current quarter")

December 2025

Consolidated statement of cash flows	Current quarter \$A'000	Year to date (6 months) \$A'000
1. Cash flows from operating activities		
1.1 Receipts from customers (expenditure refunds from tenements under agreement)		
1.2 Payments for		
(a) exploration & evaluation	(1,214)	(2,437)
(b) development		
(c) production		
(d) staff costs	(156)	(296)
(e) administration and corporate costs	(150)	(332)
1.3 Dividends received (see note 3)		
1.4 Interest received	78	139
1.5 Interest and other costs of finance paid	(9)	(13)
1.6 Income taxes paid		
1.7 Government grants and tax incentives	43	43
1.8 Other (provide details if material)	2	2
1.9 Net cash from / (used in) operating activities	(1,406)	(2,894)
2. Cash flows from investing activities		
2.1 Payments to acquire or for:		
(a) entities		
(b) tenements		
(c) property, plant and equipment	(7)	(27)
(d) exploration & evaluation		
(e) investments		
(f) other non-current assets		

Consolidated statement of cash flows		Current quarter \$A'000	Year to date (6 months) \$A'000
2.2	Proceeds from the disposal of:		
	(a) entities		
	(b) tenements		
	(c) property, plant and equipment		
	(d) investments		
	(e) other non-current assets		
2.3	Cash flows from loans to other entities		
2.4	Dividends received (see note 3)		
2.5	Other (provide details if material)		
2.6	Net cash from / (used in) investing activities	(7)	(27)

3.	Cash flows from financing activities		
3.1	Proceeds from issues of equity securities (excluding convertible debt securities)	-	7,134
3.2	Proceeds from issue of convertible debt securities		
3.3	Proceeds from exercise of options		
3.4	Transaction costs related to issues of equity securities or convertible debt securities	-	(123)
3.5	Proceeds from borrowings		
3.6	Repayment of borrowings		
3.7	Transaction costs related to loans and borrowings		
3.8	Dividends paid		
3.9	Other (cash bond for environmental guarantee paid and received)	-	(47)
3.10	Net cash from / (used in) financing activities	-	6,964

Mining exploration entity or oil and gas exploration entity quarterly cash flow report

4.	Net increase / (decrease) in cash and cash equivalents for the period		
4.1	Cash and cash equivalents at beginning of period	6,656	1,198
4.2	Net cash from / (used in) operating activities (item 1.9 above)	(1,406)	(2,894)
4.3	Net cash from / (used in) investing activities (item 2.6 above)	(7)	(27)
4.4	Net cash from / (used in) financing activities (item 3.10 above)	-	6,964
4.5	Effect of movement in exchange rates on cash held		
4.6	Cash and cash equivalents at end of period	5,242	5,242

5.	Reconciliation of cash and cash equivalents at the end of the quarter (as shown in the consolidated statement of cash flows) to the related items in the accounts	Current quarter \$A'000	Previous quarter \$A'000
5.1	Bank balances	5,242	6,656
5.2	Call deposits		
5.3	Bank overdrafts		
5.4	Other (provide details)		
5.5	Cash and cash equivalents at end of quarter (should equal item 4.6 above)	5,242	6,656

6.	Payments to related parties of the entity and their associates	Current quarter \$A'000
6.1	Aggregate amount of payments to related parties and their associates included in item 1 Director fees and salaries (incl. superannuation) on a cash basis	137
6.2	Aggregate amount of payments to related parties and their associates included in item 2	
<i>Note: if any amounts are shown in items 6.1 or 6.2, your quarterly activity report must include a description of, and an explanation for, such payments.</i>		

7. Financing facilities <i>Note: the term "facility" includes all forms of financing arrangements available to the entity.</i> <i>Add notes as necessary for an understanding of the sources of finance available to the entity.</i>	Total facility amount at quarter end \$A'000	Amount drawn at quarter end \$A'000
7.1 Loan facilities	NIL	NIL
7.2 Credit standby arrangements		
7.3 Other (Guarantee Facility) ¹	2,346	2,346
7.4 Total financing facilities	2,346	2,346
7.5 Unused financing facilities available at quarter end		-
7.6 Include in the box below a description of each facility above, including the lender, interest rate, maturity date and whether it is secured or unsecured. If any additional financing facilities have been entered into or are proposed to be entered into after quarter end, include a note providing details of those facilities as well.		
¹ Prodigy Gold has guarantee facilities with the ANZ and CBA which do not require any security to be granted over the Company's assets. No interest is payable for the facilities as the funds drawn are fully cash-backed. Related fees are part of expenditure under point 1.5.		

8. Estimated cash available for future operating activities	\$A'000
8.1 Net cash from / (used in) operating activities (item 1.9)	(1,406)
8.2 (Payments for exploration & evaluation classified as investing activities) (item 2.1(d))	
8.3 Total relevant outgoings (item 8.1 + item 8.2)	(1,406)
8.4 Cash and cash equivalents at quarter end (item 4.6)	5,242
8.5 Unused finance facilities available at quarter end (item 7.5)	
8.6 Total available funding (item 8.4 + item 8.5)	5,242
8.7 Estimated quarters of funding available (item 8.6 divided by item 8.3)	3.73
<i>Note: if the entity has reported positive relevant outgoings (ie a net cash inflow) in item 8.3, answer item 8.7 as "N/A". Otherwise, a figure for the estimated quarters of funding available must be included in item 8.7.</i>	
8.8 If item 8.7 is less than 2 quarters, please provide answers to the following questions:	
8.8.1 Does the entity expect that it will continue to have the current level of net operating cash flows for the time being and, if not, why not?	
Answer:	
8.8.2 Has the entity taken any steps, or does it propose to take any steps, to raise further cash to fund its operations and, if so, what are those steps and how likely does it believe that they will be successful?	
Answer:	
8.8.3 Does the entity expect to be able to continue its operations and to meet its business objectives and, if so, on what basis?	
Answer:	
<i>Note: where item 8.7 is less than 2 quarters, all of questions 8.8.1, 8.8.2 and 8.8.3 above must be answered.</i>	

Compliance statement

- 1 This statement has been prepared in accordance with accounting standards and policies which comply with Listing Rule 19.11A.
- 2 This statement gives a true and fair view of the matters disclosed.

Date: 23 January 2026

Authorised by: The Board of Directors
(Name of body or officer authorising release – see note 4)

Notes

1. This quarterly cash flow report and the accompanying activity report provide a basis for informing the market about the entity's activities for the past quarter, how they have been financed and the effect this has had on its cash position. An entity that wishes to disclose additional information over and above the minimum required under the Listing Rules is encouraged to do so.
2. If this quarterly cash flow report has been prepared in accordance with Australian Accounting Standards, the definitions in, and provisions of, *AASB 6: Exploration for and Evaluation of Mineral Resources* and *AASB 107: Statement of Cash Flows* apply to this report. If this quarterly cash flow report has been prepared in accordance with other accounting standards agreed by ASX pursuant to Listing Rule 19.11A, the corresponding equivalent standards apply to this report.
3. Dividends received may be classified either as cash flows from operating activities or cash flows from investing activities, depending on the accounting policy of the entity.
4. If this report has been authorised for release to the market by your board of directors, you can insert here: "By the board". If it has been authorised for release to the market by a committee of your board of directors, you can insert here: "By the [name of board committee – eg Audit and Risk Committee]". If it has been authorised for release to the market by a disclosure committee, you can insert here: "By the Disclosure Committee".
5. If this report has been authorised for release to the market by your board of directors and you wish to hold yourself out as complying with recommendation 4.2 of the ASX Corporate Governance Council's *Corporate Governance Principles and Recommendations*, the board should have received a declaration from its CEO and CFO that, in their opinion, the financial records of the entity have been properly maintained, that this report complies with the appropriate accounting standards and gives a true and fair view of the cash flows of the entity, and that their opinion has been formed on the basis of a sound system of risk management and internal control which is operating effectively.

Summary of Mining Tenements as at 31 December 2025

Area of Interest	Tenement	Group's Interest	Tenement Status	Comments/Status Changes During the Quarter
NORTHERN TERRITORY				
TANAMI				
Tanami West	EL23659	100	granted	
	EL24436	100	granted	
	EL27127	100	granted	
	EL27589	100	granted	
	EL28327	100	granted	
	EL29860	100	granted	
	EL31288	100	granted	
	EL31290	100	granted	
	EL31291	100	granted	
	EL28322	100	granted	
	EL28325	100	granted	
	EL28394	100	granted	
	EL31289	100	granted	
	EL33724	100	granted	
	ML29822	100	granted	
	ML33459	100	granted	
	EL30814	100	application	
Tanami Ngungaju JV ⁽¹⁾	EL26628	90	granted	
	EL29828	90	granted	
	EL26627	90	application	
Tanami North	EL9250	100	granted	
	EL27125	100	granted	
	EL27979	100	granted	
	EL31331	100	granted	
	EL31530	100	granted	
	EL32055	100	granted	
	EL26623	100	application	
	EL32056	100	application	
	EL33487	100	application	
	ML34047	100	application	
Abroholos	EL29833	100	application	
Tobruk ⁽²⁾	EL25156	100	granted	
	EL25191	100	granted	
	EL25192	100	granted	
	EL28785	100	granted	
	EL29832	100	granted	
	EL30270	100	application	
	EL30274	100	application	
	EL32057	100	application	
Monza JV ⁽³⁾	EL25845	100	granted	
	EL26590	100	granted	
	EL26591	100	granted	
	EL26613	100	granted	
	EL26615	100	granted	
	EL26618	100	granted	
	EL26673	100	granted	
	EL29834	100	application	
	EL30271	100	application	
	EL30272	100	application	
	EL30273	100	application	
	EL30283	100	application	
	EL30944	100	application	

Area of Interest	Tenement	Group's Interest	Tenement Status	Status Changes During the Quarter
LAKE MACKAY				
<i>Tekapo</i>	EL28682	100	application	
<i>Lake Mackay Gold JV ⁽⁴⁾</i>	EL25146	70	granted	
	EL31234	70	granted	
	EL31913	70	application	
<i>Castile JV ⁽⁵⁾</i>	EL31794	60	granted	
<i>Lake Mackay Base Metal JV ⁽⁶⁾</i>	EL24915	30	granted	
	EL30730	30	granted	
	EL30731	30	granted	
	EL31721	30	application	
	EL31722	30	application	
	EL32095	30	application	
	EL32096	30	application	
	EL32097	30	application	
	EL32098	30	application	
	EL32099	30	application	
	EL32100	30	application	
	EL32101	30	application	
	EL32102	30	application	
	EL32103	30	Application	
NORTH ARUNTA				
<i>Australasian Gold JV ⁽⁷⁾</i>	EL28515	10	granted	Australasian Metals Limited
	EL29724	10	granted	Australasian Metals Limited

- 1) Joint Venture with Ngungaju Lithium Operations Pty Ltd 10% / Prodigy Gold 90%
- 2) Farm-in and Joint Venture Agreement with Newmont Exploration Pty Ltd earning up to a 70% interest in the tenements
- 3) Farm-in and Joint Venture Agreement with Newmont Exploration Pty Ltd earning up to an 80% interest in the tenements
- 4) Joint Venture with Prodigy Gold 70% / IGO Limited 30%
- 5) Joint Venture between Castile Resources Pty Ltd (14%), IGO Limited (26%) and Prodigy Gold (60%)
- 6) Joint Venture with IGO Limited 70% / Prodigy Gold 30%
- 7) Joint Venture with Australasian Metals Limited 90% / Prodigy Gold 10%