

ASX ANNOUNCEMENT

DECEMBER 2025

QUARTERLY ACTIVITIES REPORT AND APPENDIX 4C



HIGHLIGHTS

- ✓ Proposed pivotal merger with Cannatrek announced post-quarter end, with FY2025 pro-forma¹ revenue \$112.3 million, Adjusted EBITDA of \$13.0 million and cash of \$14.9 million with strong operational synergies expected
- ✓ Record revenue of \$10.7 million (unaudited) up over 5% on prior quarter and over 10% on the prior corresponding period
- ✓ \$3.8 million (unaudited) in sales to Europe, a 30% increase on prior quarter including a \$0.6 million oil shipment to France
- ✓ Cash receipts of \$11.0 million, up nearly 10% on prior corresponding period but down slightly on prior period despite record revenue due to timing of deliveries and payment terms
- ✓ Launch of new Indicare oils range and strong growth in LGP and CherryCo branded edibles during the quarter
- ✓ US Executive Order to reschedule cannabis representing significant milestone in US cannabis policy
- ✓ Cash in bank of \$1.65 million with \$4.0 million in undrawn facilities

Proposed merger with Cannatrek

Cannatrek®



G R O U P

little
green
pharma

Little Green Pharma Ltd (ASX: LGP, “LGP” or the “Company”) is pleased to provide its activities report and Appendix 4C for the quarter ending 31 December 2025

Overview

- On 14 January 2026, LGP and Cannatrek Ltd agreed a Scheme Implementation Deed under which LGP agreed to acquire 100% of Cannatrek’s issued capital by way of a scheme of arrangement
- Cannatrek is one of the most well-known and commercially successful medicinal cannabis companies in Australia, with the proposed merger creating a leading, fully vertically integrated medicinal cannabis group with operations spanning cultivation, GMP-certified manufacturing and packaging, and distribution, clinic and digital health channels in Australia and Europe
- The proposed transaction represents a combination of two of the largest medicinal cannabis companies in Australia and reflects the increasing importance of entity size in the Australian and European medicinal cannabis markets

Proposed merger with Cannatrek

Cannatrek®



G R O U P



Financial metrics

If the Scheme is implemented, based on a simple amalgamation of the 2025 financial year results the pro forma combined group would have had \$112.3 million in revenue, an Adjusted EBITDA of \$13.0 million and cash of \$14.9 million

FY2025 ¹ (A\$)	LGP	Cannatrek	Pro forma
Revenue ²	\$36.8m	\$75.5m	\$112.3m
Adjusted EBITDA ³	\$2.9m	\$10.1m	\$13.0m
Cash position	\$2.4m	\$12.5m	\$14.9m
Net Assets	\$85.0m	\$51.7m	\$136.7m

1. The financial information is based upon LGP's and Cannatrek's 2025 audited financial statements. The financial information is historical in nature and provided for illustrative purposes only. It should not be relied upon as indicative of LGP's future financial performance following completion of the Proposed Merger. No alignment of the respective financial year ends has been undertaken in preparing the aggregate Combined Group information; alignment of reporting periods will occur following implementation of the Proposed Merger.

2. Revenue reflects a 12-month period to 31 March 2025 for LGP and a 12-month period to 30 June 2025 for Cannatrek. LGP reports gross revenue, while Cannatrek reports net revenue (being revenue net of distribution costs).

3. Adjusted EBITDA for LGP is defined in its audited financial statements for year ended 31 March 2025. Cannatrek's Adjusted EBITDA excludes net interest, foreign exchange movements, losses on sale of assets, restructuring and historical costs associated with the significant business restructure undertaken in early FY25, and losses from discontinued Operations relating to the closure of Cannatrek's cultivation site. Adjusted EBITDA is presented on an aggregate basis and has not been adjusted to achieve full like-for-like comparability.

Proposed merger with Cannatrek

Cannatrek®



G R O U P

little
green
pharma

Holdings, synergies and scaling

- LGP will issue ordinary shares and new contingent value shares, with existing LGP shareholders holding ~39.5% and Cannatrek shareholders holding ~60.5% at Completion, and with the contingent value shares (CV Shares) potentially converting into ordinary LGP shares to increase Cannatrek shareholder holdings by up to an additional eight percent
- Synergy opportunities are expected to come from leveraging Cannatrek's latent GMP manufacturing capacity for Australian market and LGP Denmark's latent GMP capacity for European markets; combining clinic and distribution operations; and optimising cost and expense management
- Cannatrek's strong balance sheet will accelerate the scaling of LGP's European operations, with Europe projected to rapidly grow to become one of the largest medicinal cannabis markets worldwide
- The combined group will provide a platform for further international expansion, via both acquisition and investment

Proposed merger with Cannatrek



Timeline

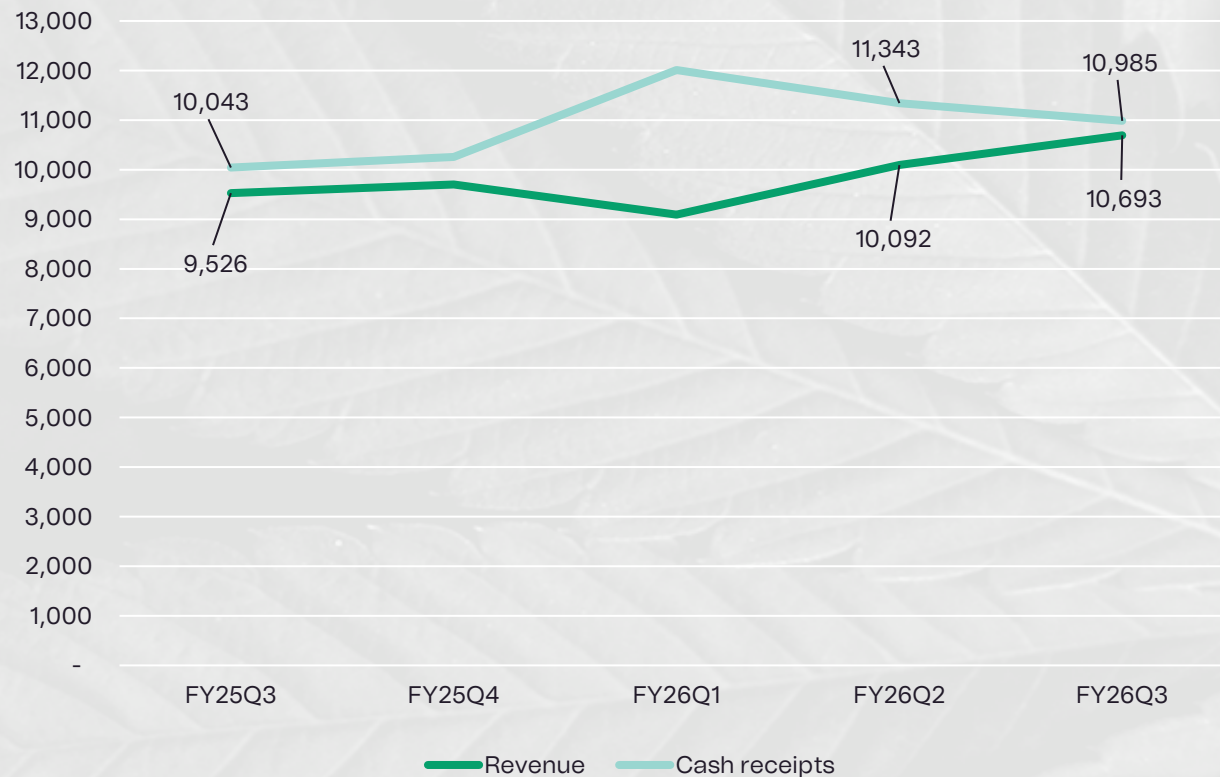
Event	Target Date
Announcement of Scheme	14 January 2026
First Court Hearing for the Scheme	3 March 2026
Scheme Booklet dispatched to Cannatrek shareholders	4 March 2026
Scheme Meetings	2 April 2026
Second Court Hearing to approve Scheme	21 April 2026
Effective Date	22 April 2026
Implementation Date	1 May 2026

LGP will provide a further overview of the proposed merger at investor presentation on Tuesday 3 February at 10am (WST) / 1pm (EST)

Revenue and cash receipts

- Record revenue of \$10.7 million (unaudited), up over 5% on prior quarter and up over 10% on prior corresponding period
- Cash receipts of \$11.0 million, up nearly 10% on prior corresponding period but down slightly on prior period despite record revenue due to timing of deliveries and payment terms
- Record sales month in November with certain payment terms extending post 31 December 2025

Cash receipts vs revenue (\$000's)



Revenue by product category



Flower up marginally for the quarter with \$7.1 million (unaudited) in sales



Oil sales up over 10% supported by \$0.6 million shipment into France



Vaporiser sales down 10% off a low base

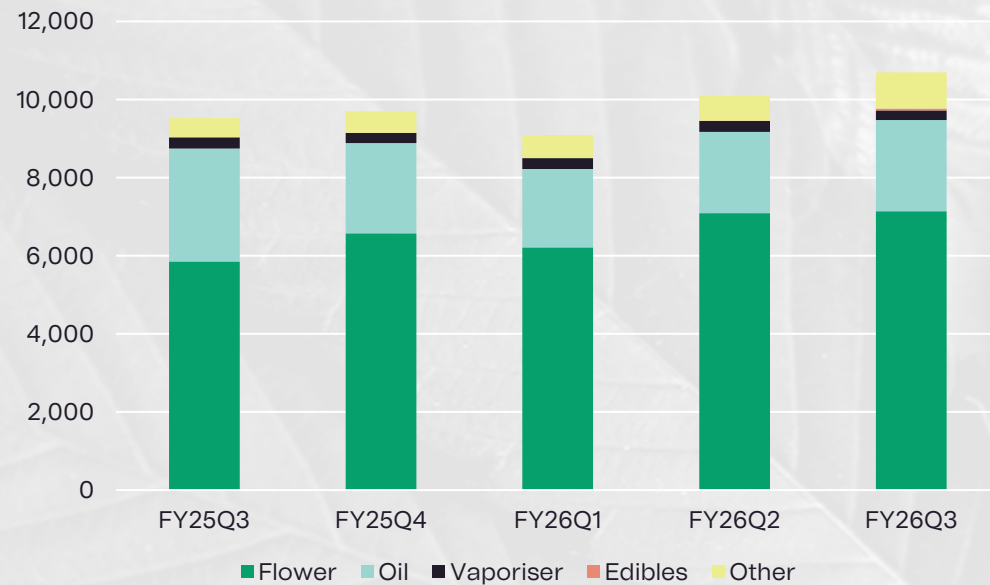


Edible products sales up significantly off a low base

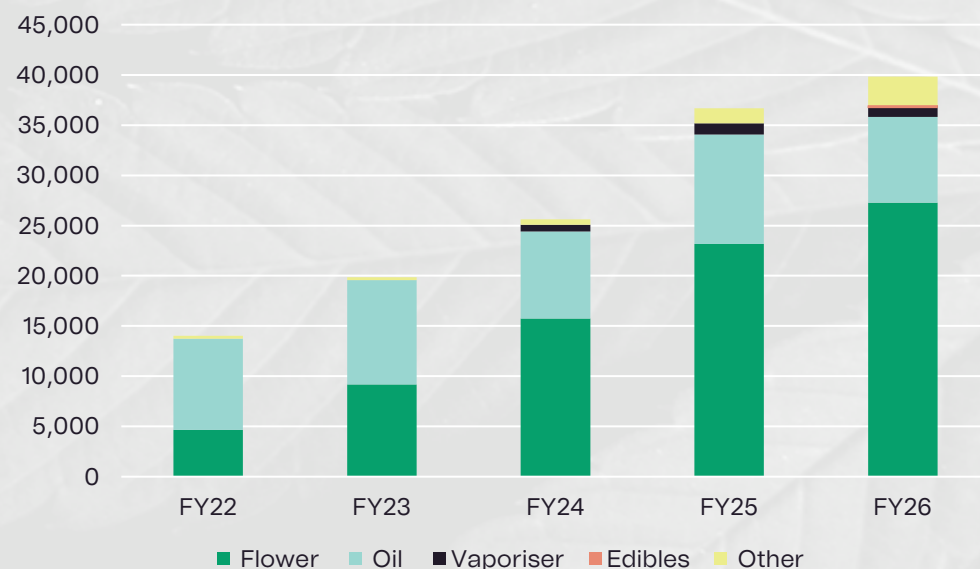


Other services up off a low base in part due to the success of Health House's new 3PL service offering

Revenue by product category (\$000's)



Revenue by product category annualised (\$000's)



Revenue by segment



Record revenue of \$10.7 million (unaudited), up over 5% on prior quarter and up over 10% on prior corresponding period

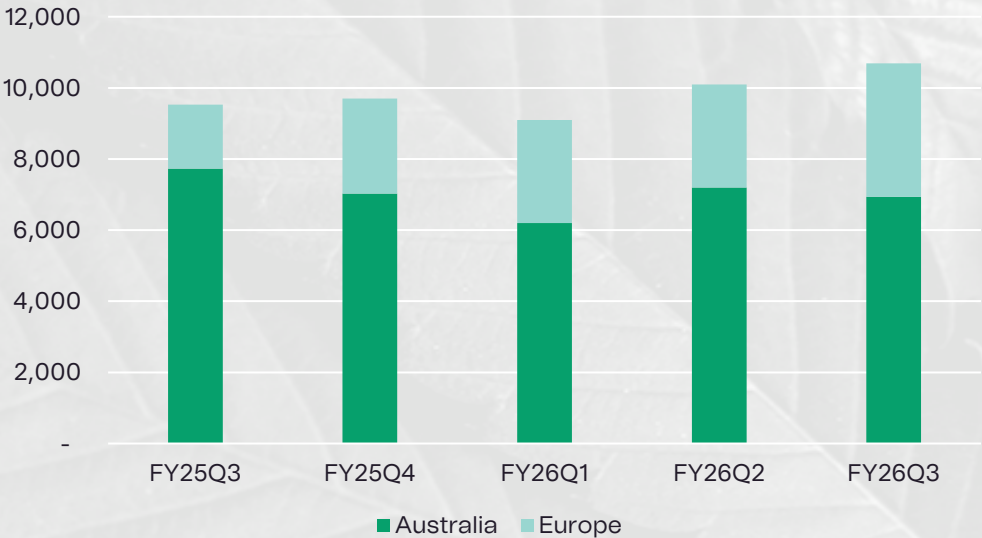


European sales up 30% on the prior quarter driven by a \$0.6 million oil shipment to France and a 10% increase in flower sales to Europe

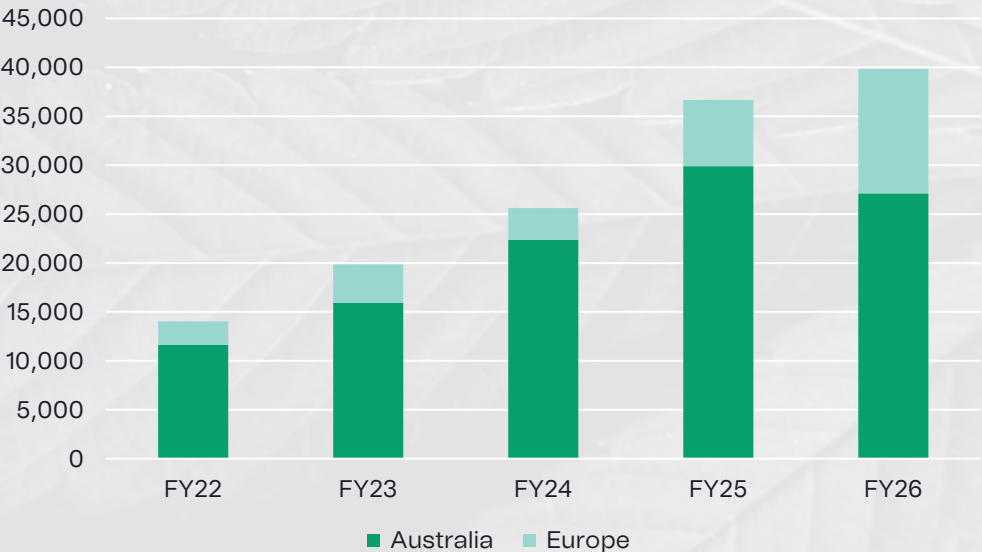


Australian sales down marginally after strong prior quarter growth, with declines in Australian oil and vaporiser sales largely offset by increases in edibles and other revenue

Revenue by segment (\$000's)



Revenue by segment annualised (\$000's)



Revenue by brand



White label sales up 15% due to increases in white label flower sales into Europe



CherryCo down 10% after a nearly 35% increase in the prior quarter



LGP brand sales consistent due predominantly to the \$0.6 million oil shipment to France noting the prior quarter had a 15% increase in sales

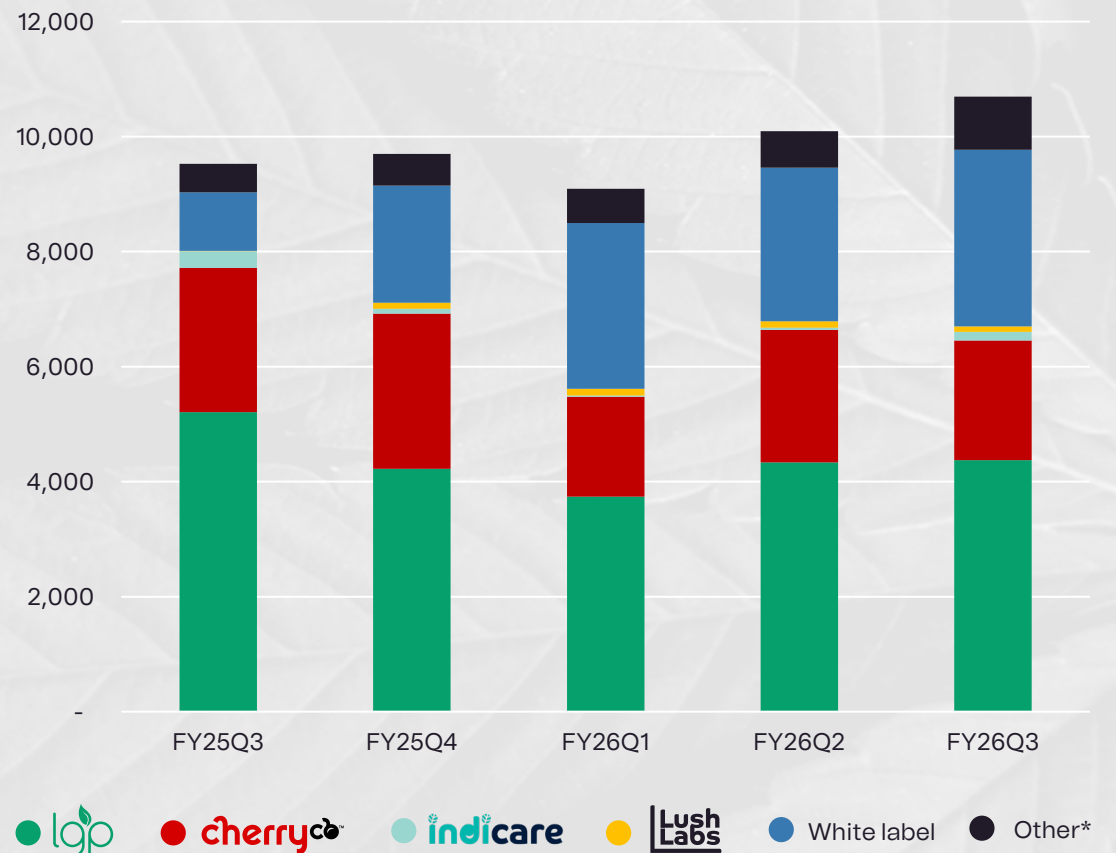


Indicare sales up nearly three and a half times off a low base



Craft brand Lush Labs sales down nearly 10% for the quarter off a low base

Revenue by brand (\$000's)

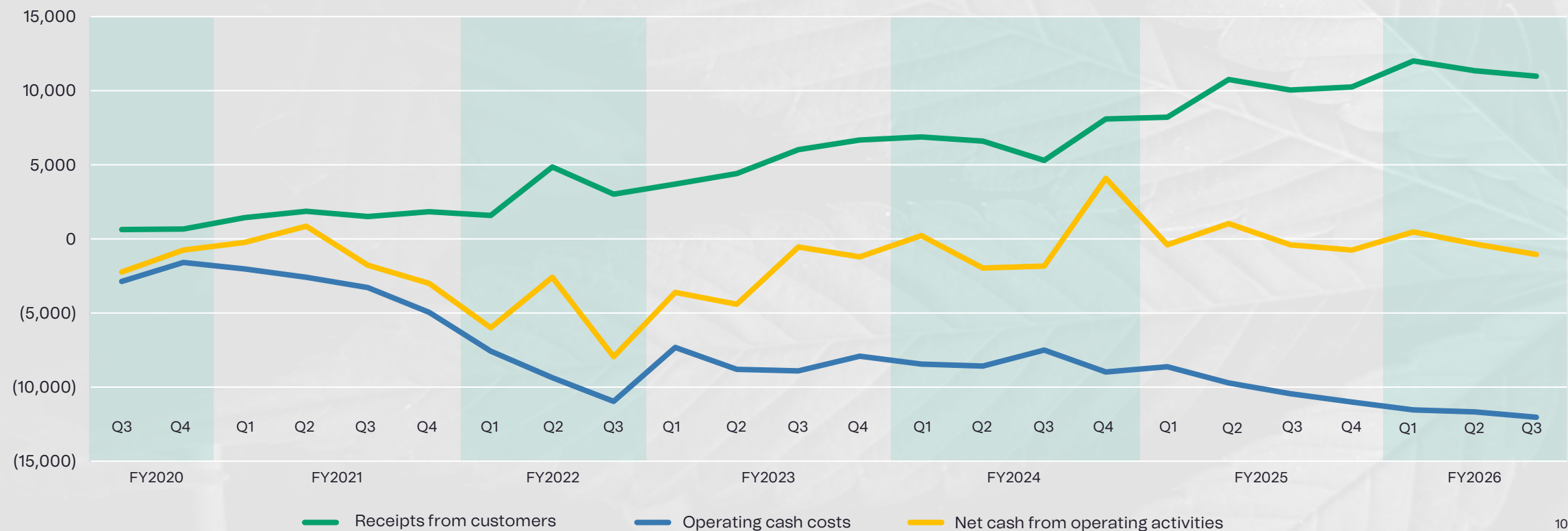


*Other includes Health House revenue

Net cashflows from operations

- Cash costs between the quarters were consistent even with certain redundancy payments and Cannatrek transaction costs
- While revenue was up over 5% on the prior quarter, cash receipts were down nearly 5% due to the timing of deliveries and payment terms

Cashflow from operating activities (\$'000's)



EV, NTA, cash, debt and revenue



Company's net tangible assets continue to significantly exceed enterprise value



Minimal long-term debt of \$2.8 million with \$4.0 million in unused credit facilities

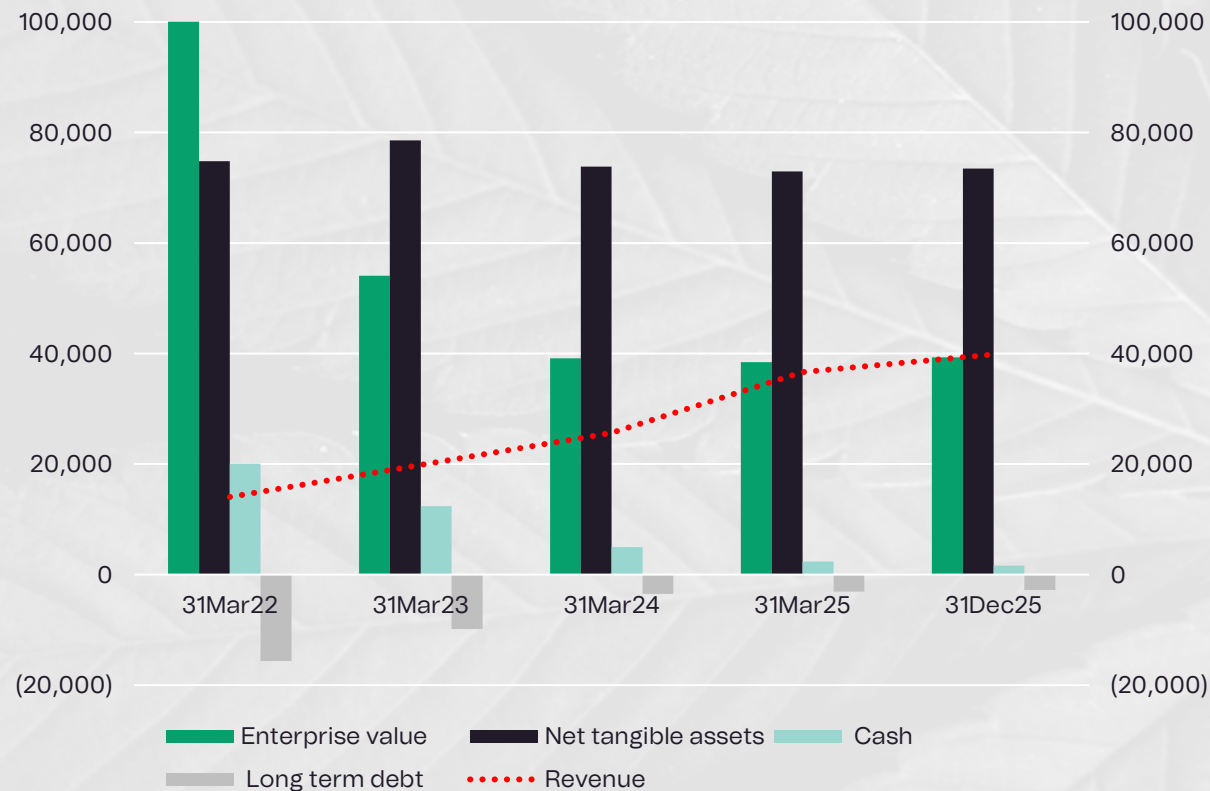


Cash in bank of \$1.6 million as at 31 December 2025, down from \$2.3 million at 30 September 2025



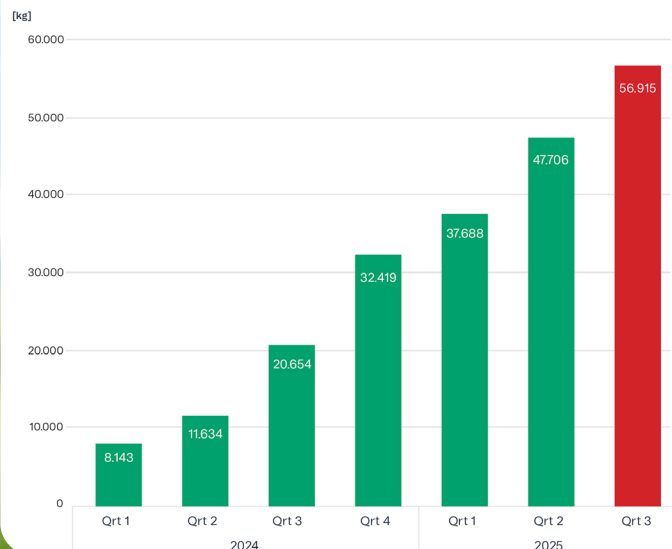
Enterprise value is 1.0x revenue and 0.5x Net Tangible Assets

EV, NTA, cash, debt & annualised revenue (\$'000's)



European market update

Cannabis flower imports



Germany

- A record 56.9 tonnes¹ of cannabis was imported into Germany in CY25Q3, up 19% quarter on prior quarter for a total 142.3 tonnes for first three reported quarters of 2025, with Denmark remaining a top 3 exporter
- German government continues to finalise proposed additional legislation regulating the German medicinal cannabis industry with potential impacts on telemedicine and pharmacy distribution

United Kingdom

- LGP continues to target a growing private clinic market, which now serves an estimated 60,000 – 65,000 active patients.
- LGP Denmark has been supplying white label products since 2023 and is exploring pathways to move towards own brand supply arrangements for 2026 and beyond

¹ https://www.bfarm.de/SharedDocs/Bilder/DE/Diagramme/Bundeopiumstelle/Einfuehren_med_Cannabisblueten.jpg?__blob=normal

European market update (cont.)

Spain

- In January 2026, the Agencia Espanola de Medicamentos y Productos Sanitarios (AEMPS) published the registration procedure for standardised cannabis preparations and confirming the Spanish regulatory framework is largely proceeding according to schedule
- LGP with market advantage given product registration process similar to France and existing investment in Spain in Trichome Pharma S.L. (6.53%)

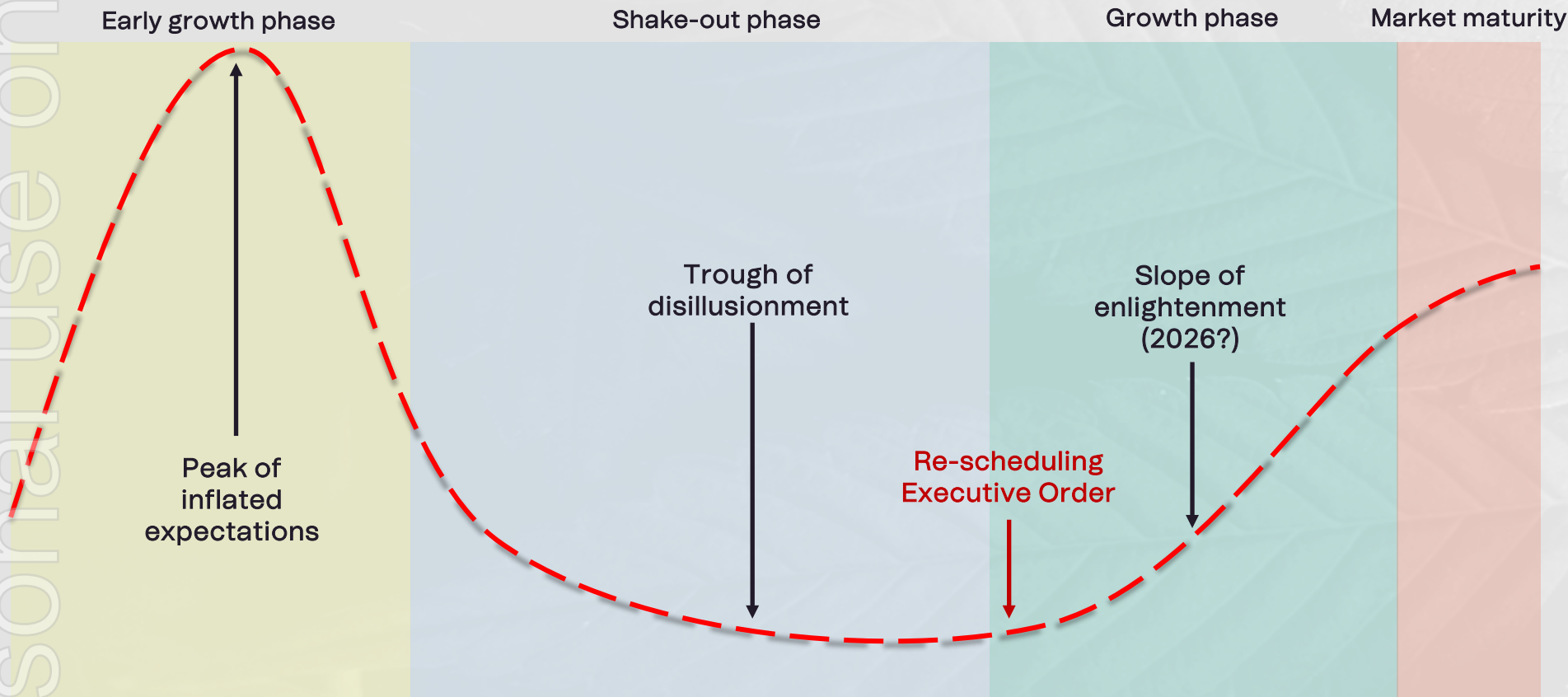
France

- LGP delivered \$0.6 million oil shipment to France in November 2025
- French government has confirmed extension of existing transition period beyond 31 March 2026 to ensure continuity of care to patients
- LGP anticipates publication of the implementing law in CY26Q2 subject to completion of the remaining government processes
- Company continues to finalise dossier applications with key partners and anticipates being one of the first approved suppliers under new regime

Product and distribution update

- 🌿 LGP launched new Indicare oil range for Department of Veterans Affairs patients
- 🌿 LGP will launch two new edibles products and flower SKU into market under LGP and Indicare brands in FY26Q4
- 🌿 Health House continues to onboard new customers following successful launch of its distribution and 3PL service offering in Victoria

US cannabis market



- In December 2025, President Trump signed an Executive Order requiring the rescheduling of cannabis from Schedule I to Schedule III
- The Executive Order is regarded as the most meaningful federal cannabis reform in more than 50 years
- LGP believes the milestone means the global cannabis sector is progressing along the slope of enlightenment in the Gartner hype cycle, characterised by improving regulatory clarity, economics and integration into mainstream healthcare systems

Finance update

- Total revenue of \$10.7 million (unaudited) and total cash receipts of \$11.0 million
- Key cash flows:
 - Customer receipts: \$11.0 million
 - Product manufacturing and operating costs: \$7.7 million
 - Staff costs: \$3.0 million
 - Capex related to increased production capacity in Denmark of \$0.4 million
- Related party payments of \$0.36 million
- Cash at bank of \$1.6 million at 31 December 2025 with \$4.0 million in unused financing facilities

ENDS
BY ORDER OF THE BOARD



Alistair Warren
Company Secretary

For further information please contact:

Alistair Warren
Company Secretary

Little Green Pharma
E: a.warren@lgp.global
T: +61 8 6280 0050

Paul Long
Managing Director

Little Green Pharma
E: p.long@lgp.global
T: +61 8 6280 0050



About Little Green Pharma

Little Green Pharma Ltd (ASX:LGP) is a leading global medicinal cannabis company with vertically integrated operations across Europe and Australia.

LGP has a diverse and growing portfolio of cannabis-based medicines, distributed across Australia and over 12 export markets via a network of wholesalers, pharmacies, clinics, and GPs. The Company generates revenue through both the sale of medicinal cannabis products and its domestic Health House distribution business, which allows it to capture value across the supply chain and to adapt to evolving regulatory environments while building defensible commercial positions in high-growth markets.

Operating three production facilities in Denmark and Australia – including the largest facility in Europe – LGP is the one of the top three suppliers in Australia, the largest supplier into France, and a significant supplier into Germany and the UK, positioning it as a key player in global medicinal cannabis markets.

With diversified revenue streams, a presence in over a dozen export markets, and a high net tangible asset position relative to its enterprise value, LGP offers investors leveraged exposure to global medicinal cannabis demand and a clear platform for scalable growth.

For more information about Little Green Pharma go to: www.littlegreenpharma.com

Help us be Green

LGP investors are encouraged to go paperless and receive Company communications, notices and reports by email to help reduce our costs and environmental footprint.

To easily update your communication preferences, visit: www.computershare.com.au/easyupdate/lgp

LGP's Cannabis Wrap

LGP's Cannabis Wrap offers insights on global cannabis markets with links to key news and developments from around the world

Sign up to LGP's Cannabis Wrap here: <https://investlittlegreenpharma.com/site/contact/newsletter-sign-up>

Access past Cannabis Wraps here: <https://www.investlittlegreenpharma.com/site/investor-centre/cannabis-industry-wrap>

Appendix 4C
Quarterly cash flow report for entities
subject to Listing Rule 4.7B

**Name of entity**

Little Green Pharma Ltd

ABN

44 615 586 215

Quarter ended ("current quarter")

31 December 2025

Consolidated statement of cash flows		Current quarter \$A'000	Year to date (9 months) \$A'000
1 Cash flows from operating activities			
1.1	Receipts from customers	10,985	34,338
1.2	Payments for		
	(a) research and development	(7)	(88)
	(b) product manufacturing and operating costs	(7,704)	(22,891)
	(c) advertising and marketing	(282)	(845)
	(d) leased assets	(129)	(393)
	(e) staff costs	(3,005)	(8,497)
	(f) administration and corporate costs	(759)	(2,202)
1.3	Dividends received (see note 3)	-	-
1.4	Interest received	1	6
1.5	Interest and other costs of finance paid	(85)	(209)
1.6	Income taxes paid	(67)	(132)
1.7	Government grants and tax incentives	-	-
1.8	Other (provide details if material)	-	-
1.9	Net cash from / (used in) operating activities	(1,052)	(913)
2 Cash flows from investing activities			
2.1	Payments to acquire:		
	(a) entities	-	-
	(b) businesses	-	-
	(c) property, plant and equipment	(418)	(686)
	(d) investments	-	-
	(e) intellectual property	(68)	(158)
	(f) other non-current assets	-	-
2.2	Proceeds from disposal of:		
	(a) entities	-	-
	(b) businesses	-	-
	(c) property, plant and equipment	-	-
	(d) investments	-	-
	(e) intellectual property	-	-
	(f) other non-current assets	-	-
2.3	Cash flows from loans to other entities	-	-
2.4	Dividends received (see note 3)	-	-
2.5	Other (provide details if material)	-	-
2.6	Net cash from / (used in) investing activities	(486)	(844)
3 Cash flows from financing activities			
3.1	Proceeds from issues of equity securities (excluding convertible debt securities)	-	-
3.2	Proceeds from issue of convertible debt securities	-	-
3.3	Proceeds from exercise of options	-	-
3.4	Transaction costs related to issues of equity securities or convertible debt securities	-	-
3.5	Proceeds from borrowings	1,048	1,485
3.6	Repayment of borrowings	(148)	(420)
3.7	Transaction costs related to loans and borrowings	-	-
3.8	Dividends paid	-	-
3.9	Other (provide details if material)	-	-
3.1	Net cash from / (used in) financing activities	900	1,065
4 Net increase/(decrease) in cash and cash equivalents for the period			
4.1	Cash and cash equivalents at beginning of period	2,294	2,376
4.2	Net cash from/(used in) operating activities (item 1.9 above)	(1,052)	(913)
4.3	Net cash from/(used in) investing activities (item 2.6 above)	(486)	(844)
4.4	Net cash from/(used in) financing activities (item 3.10 above)	900	1,065
4.5	Effect of movement in exchange rates on cash held	(15)	(43)
4.6	Cash and cash equivalents at end of period	1,641	1,641

5 Reconciliation of cash and cash equivalents at the end of the quarter (as shown in the consolidated statement of cash flows) to the related items in the accounts	Current quarter \$A'000	Previous quarter \$A'000
5.1 Bank balances	1,641	2,294
5.2 Call deposits	-	-
5.3 Bank overdrafts	-	-
5.4 Other (provide details)	-	-
5.5 Cash and cash equivalents at end of quarter (should equal item 4.6 above)	1,641	2,294

6 Payments to related parties of the entity and their associates	Current quarter \$A'000	Previous quarter \$A'000
6.1 Aggregate amount of payments to related parties and their associates included in item 1	361	356
6.2 Aggregate amount of payments to related parties and their associates included in item 2	-	-

Payments to related parties solely represents remuneration and allowances paid to Directors of the Company.

7 Financing facilities <i>Note: the term "facility" includes all forms of financing arrangements available to the entity. Add notes as necessary for an understanding of the sources of finance available to the entity.</i>	Total facility amount at quarter end \$A'000	Amount drawn at quarter end \$A'000
7.1 Loan facilities	3,995	2,762
7.2 Credit standby arrangements	4,637	1,905
7.3 Other (please specify)	-	-
7.4 Total financing facilities	8,632	4,667
7.5 Unused financing facilities available at quarter end		3,965
7.6 Include in the box below a description of each facility above, including the lender, interest rate, maturity date and whether it is secured or unsecured. If any additional financing facilities have been entered into or are proposed to be entered into after quarter end, include a note providing details of those facilities as well.		

The financing facilities with National Australia Bank Ltd are:

- a loan facility of \$1.86 million with a current weighted average interest rate of 7.63% repayable on 30 June 2027 secured by a registered first mortgage on the Company's south-west property complex;
- equipment finance facility of \$2.0 million with a fixed interest rate of 7.68% secured by a chattel mortgage over the underlying equipment; and
- a credit standby arrangement relating to the Company's credit card facility which has a variable interest rate and an unspecified term. NAB holds a \$60,000 term deposit as security.

The Group has an unsecured electricity loan of \$0.14 million from the Danish authorities with an effective interest rate of 4.4%, repayable over the life of the loan ending 31 October 2028.

The Group has drawn \$1.02 million from its credit facility of \$1.2 million from Spar Nord A/S expiring 1 June 2030. It has a variable interest rate of 5.22% and is secured by the Group's Danish property complex.

The Company has drawn \$0.76 million from its inventory financing facility of \$3.0 million with Certain Ct Pty Ltd. It has a variable interest rate of 5.24% per 90 day drawdown and is secured by the purchased inventory.

The Company has an unsecured credit card facility of \$0.38 million with American Express which has a variable interest rate and an unspecified term.

8 Estimated cash available for future operating activities	\$A'000
8.1 Net cash from / (used in) operating activities (Item 1.9)	(1,052)
8.2 Cash and cash equivalents at quarter end (Item 4.6)	1,641
8.3 Unused finance facilities available at quarter end (Item 7.5)	3,965
8.4 Total available funding (Item 8.2 + Item 8.3)	5,606
8.5 Estimated quarters of funding available (Item 8.4 divided by Item 8.1)	5.3
8.6 If Item 8.5 is less than 2 quarters, please provide answers to the following questions:	
1. Does the entity expect that it will continue to have the current level of net operating cash flows for the time being and, if not, why not? Answer: N/A	
2. Has the entity taken any steps, or does it propose to take any steps, to raise further cash to fund its operations and, if so, what are those steps and how likely does it believe that they will be successful? Answer: N/A	
3. Does the entity expect to be able to continue its operations and to meet its business objectives and, if so, on what basis? Answer: N/A	

Compliance statement

- This statement has been prepared in accordance with accounting standards and policies which comply with Listing Rule 19.11A.
- This statement gives a true and fair view of the matters disclosed.

Date: 30 January 2026

Sign here:

Alistair Warren
(Company Secretary)

Authorised by: The Board