



**BLACK ROCK**  
MINING LIMITED

# Premium Graphite Developer

Naturally Better Graphite

121 Presentation | February 2026



# Disclaimer



This presentation has been prepared by Black Rock Mining Limited (Black Rock or the Company) and has been approved by the Board of Black Rock.

The release, publication or distribution of this presentation in certain jurisdictions may be restricted by law and therefore persons in such jurisdictions into which this presentation is released, published or distributed should inform themselves about and observe such restrictions.

This presentation is for informational purposes only and does not constitute an offer to sell, or solicitation to purchase, any securities. Such Offer can be made only through proper subscription documentation and only to investors meeting strict suitability requirements. Any failure to comply with these restrictions may constitute a violation of applicable securities laws. In providing this presentation Black Rock has not considered the financial position or needs of the recipient. Persons needing advice should consult their stockbroker, bank manager, solicitor, attorney, accountant or other independent financial and legal advisors.

Faru Graphite Corporation Limited (“Faru”) is an 84% owned subsidiary of the Company, with the Government of Tanzania holding the remaining 16% of Faru (as a free carried interest) under the Framework Agreement between the Company, Faru and the Government of Tanzania (refer to the ASX announcement dated 14 December 2021). References to the Company in this Presentation may also mean Faru where the context requires.

## **Competent Person(s) Statement**

The information in this report that relates to exploration results and estimates of Mineral Resources and Ore Reserves has been extracted from the Company’s ASX Announcements dated 6 October 2016, 8 August 2017 and 3 February 2022 (Original Announcements). The Company confirms that it is not aware of any new information or data that materially affects the information included in the Original Announcements and, in the case of estimates of Mineral Resources and Ore Reserves, that all material assumptions and technical parameters underpinning the estimates continue to apply and have not materially changed.

## **Production Target**

The information in this report that relates to a production target, or forecast financial information derived from a production target has been extracted from the Company’s ASX announcement released on 10 October 2022 titled “Black Rock Completes FEED and eDFS Update”. The Company confirms that all material assumptions underpinning the production target, or forecast financial information derived from the production target, in the original announcement continue to apply and have not materially changed.

## **Forward Looking Statements**

Various statements in this presentation constitute statements relating to intentions, future acts and events. Such statements are generally classified as “forward looking statements” and involve known and unknown risks, uncertainties and other important factors that could cause those future acts, events and circumstances to differ materially from what is presented or implicitly portrayed herein. Words such as “anticipates”, “expects”, “intends”, “plans”, “believes”, “seeks”, “estimates” and similar expressions are intended to identify forward-looking statements. Black Rock cautions shareholders and prospective shareholders not to place undue reliance on these forward looking statements, which reflect the view of Black Rock only as of the date of this presentation. The forward looking statements made in this presentation relate only to events as of the date on which the statements are made.



## Premium Graphite Developer



**World's 2<sup>nd</sup> largest  
graphite Ore Reserve  
with compelling  
project metrics**



**Permitted and  
significant local  
African funding**



**Strategic partners in  
finance, construction  
and offtake**



**Low risk  
execution by  
experienced team**





# Corporate Snapshot

## Capital Structure

**\$0.017c**

Share price  
(2 Feb 2026)

**\$9.6m**

Cash  
(31 Dec 2025)

**2,147m**

Shares on issue

**Nil**

Debt (31 Dec 25)

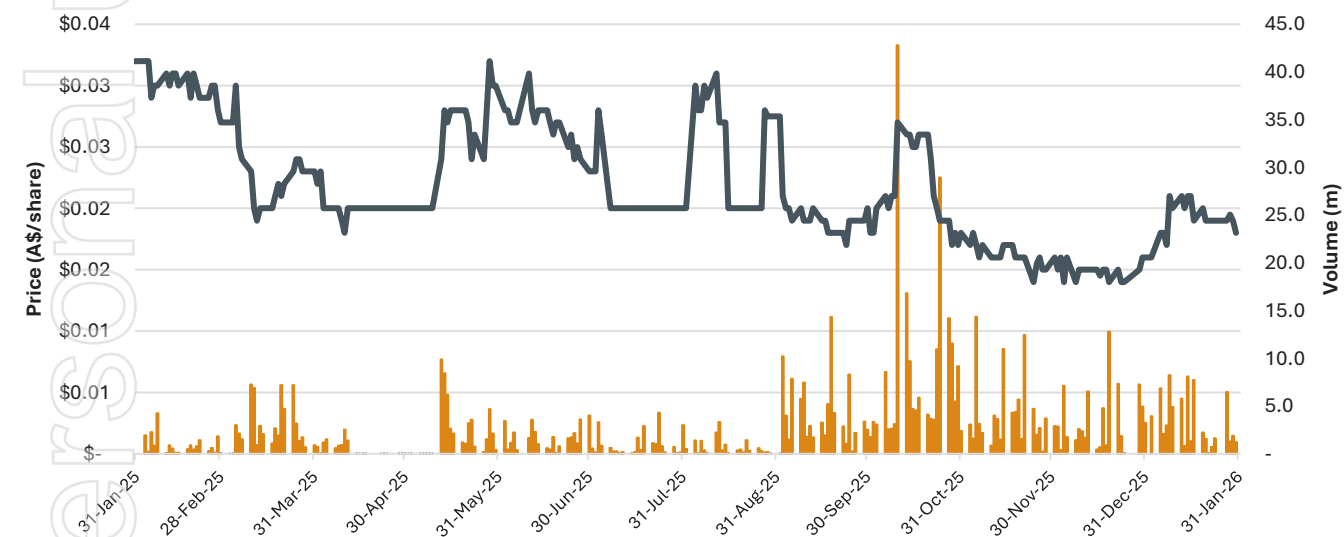
**\$36.5m**

Market cap

## Major Shareholders

15.4% Copulos Group	6.9% Turner Group
	5.9% POSCO Group

## Share Price



## Directors



### **Richard Crookes | Non-Executive Chair**

Geologist with over 30 years executive experience in the resources and finance industries.



### **John de Vries | Managing Director and Chief Executive Officer**

Mining Engineer with over 40 years experience in mine development and operations.



### **Ian Murray | Non-Executive Director**

Finance Executive with over 20 years corporate experience in the publicly listed resources sector.



### **Ursula Phillips | Non-Executive Director**

Experienced senior management executive of 20+ years spanning technology, operations and risk, complex program management and transformation



### **Dongjoo (DJ) Kim | Non-Executive Director**

POSCO's nominated director based in POSCO International's Sydney office. +15 years of experience in the raw materials investment, purchasing and sales.

## Executives



### **Daniel Pantany | GM Engineering & Technical**

Civil Engineer with over 25 years experience in mining project development in Africa and Australia across a broad range of project delivery roles.



### **Paul Sims | Chief Financial Officer**

+25 years experience senior financial roles in the resources industry, extensive experience in debt finance, project management and cost control.



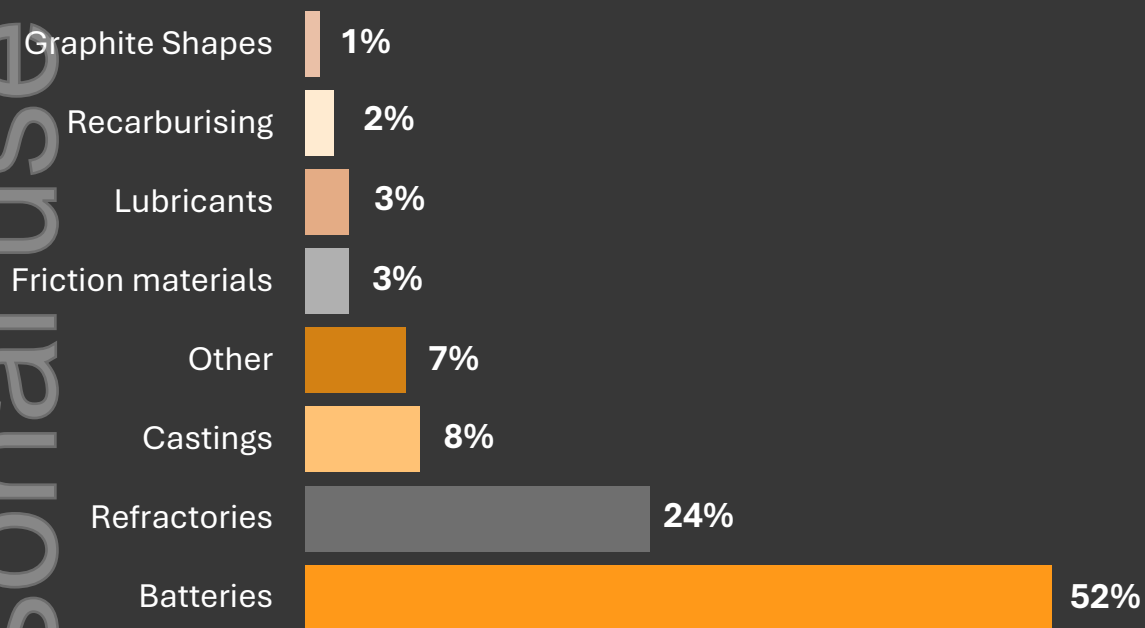
### **Rae Wyatt | Chief People and Sustainability Officer**

HR professional with 15 years experience in the resources industry, specialising in project development and stakeholder engagement with communities.




# Graphite Fundamentals

While Graphite demand is broadly being driven by Li-ion batteries, large flake markets are higher value and margin and cannot be substituted with synthetic (60% of Mahenge's potential volume)



Source: European Advanced Carbon and Graphite Material Association (ECGA 2024). <https://ecga.net/main-uses-of-graphite/>

Price increases with flake size



## Jumbo Flake

Flame Retardants  
Gaskets & Seals  
Expandable Graphite  
Fuel Cells  
Graphene



## Large Flake

Flame Retardants  
Refractories  
Aviation  
Lithium-Ion Batteries  
Graphene



## Small Flake (Fines)

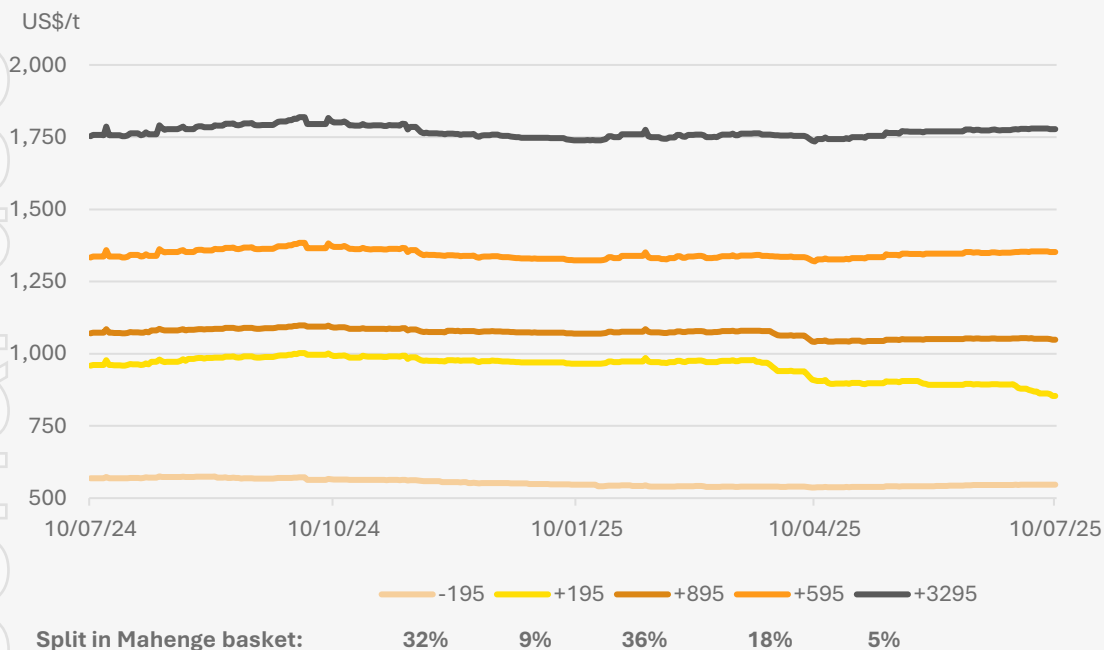
Lithium-Ion Batteries  
Paint & Coatings  
Lubricants  
Pencils

# The Mahenge Revenue Opportunity

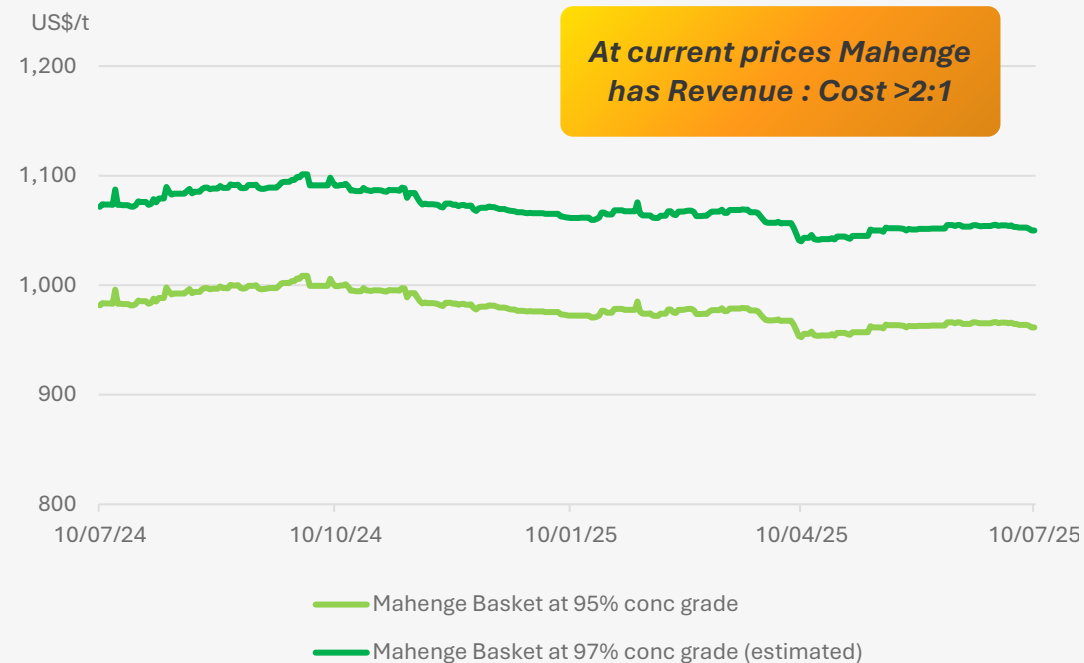
Mahenge has diversified potential revenue from different markets and at current prices, healthy potential margins at forecast AISC<sup>1</sup> of US\$518/t.

**Black Rock sensitivity: 10%  
Increase in basket price = 20%  
Increase in unlevered NPV**

Graphite pricing by Mahenge product (last 12 months)



Consolidated Mahenge basket pricing (last 12 months)



Source: RefWin, Asian Metals, ICC Sino, Black Rock

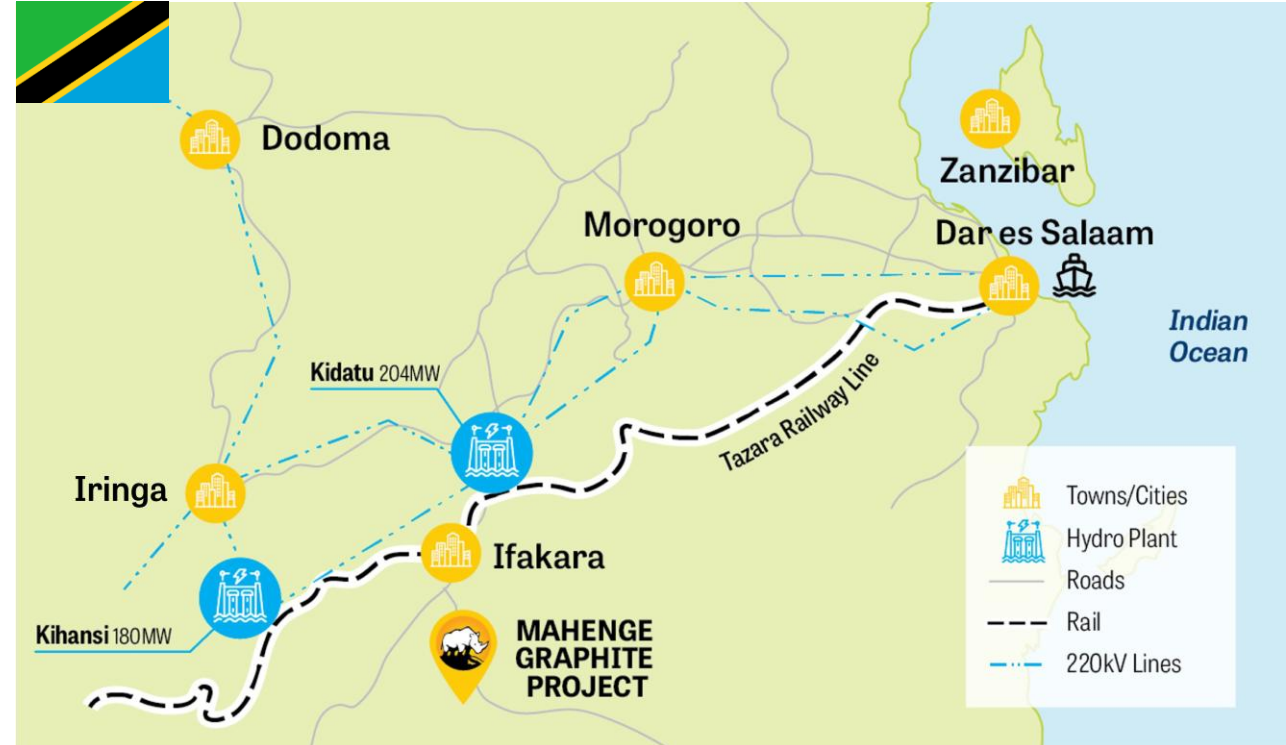
1. Refer to Slide 9 for further details.

# Location and Infrastructure

- ▶ Stable economic jurisdiction rated B1(Moody's) B+ (Fitch) since 2024
- ▶ Development Vision 2050<sup>2</sup> published in August 2025 commits to the mining sector as a major contributor to GDP which currently stands at 9%
- ▶ Ongoing investment in Natural Resources:
  - ▶ US\$42bn LNG Facility Agreement<sup>1</sup> (2024)
  - ▶ Perseus US\$523m Nyanzaga gold project (2025)
  - ▶ Shenghe ~A\$150m bid for Peak Rare Earths (ASX: PEK) Ngualla REE Project
- ▶ Substantial Infrastructure, including Dar es Salaam high volume container port, railway line, competitively priced hydro-electric grid power, literacy rate > 82%

<sup>1</sup>Source: <https://energycapitalpower.com/tanzania-targets-october-close-for-42b-lng-facility-agreement/>

<sup>2</sup>Source: <https://www.mof.go.tz/index.php/publications/tdv-2050>





# The Deposit: Scale, Quality & Approvals

**Mahenge has one of the largest graphite Resources in the world and the 2<sup>nd</sup> largest Graphite Ore Reserve (JORC-2012)**

Low deleterious impurities and favourable metallurgy allows production of up to 99% TGC concentrate purity, solely with conventional flotation processing

Mahenge contains a high proportion of high value large flake graphite

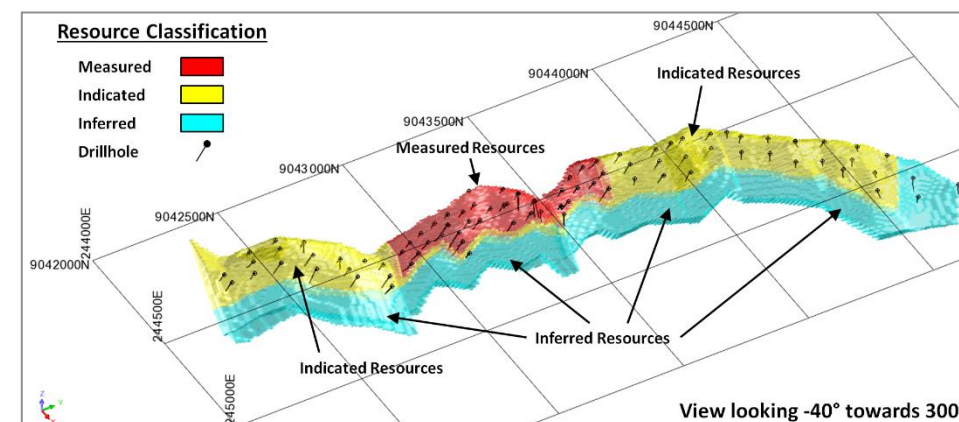
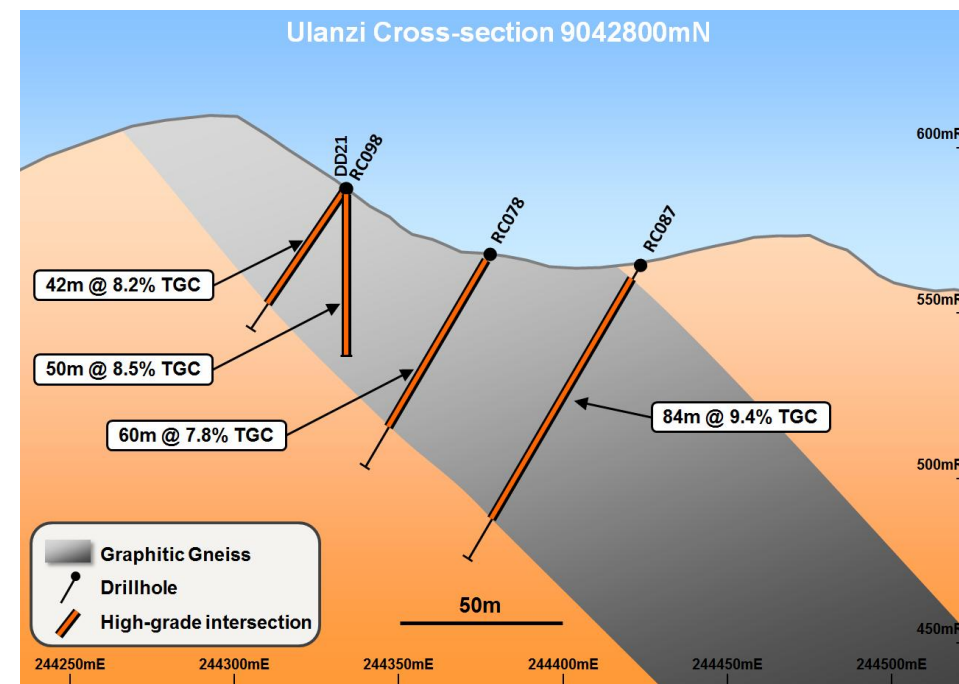
**JORC Compliant Mineral Resource Estimate and Ore Reserve<sup>1</sup>**

Ore Reserves	Tonnes (Mt)	Grade (% TGC)	Contained Graphite (Mt)
Proven	0	0.0	0.0
Probable	70.5	8.5	6.0
<b>Total Ore Reserves</b>	<b>70.5</b>	<b>8.5</b>	<b>6.0</b>
Mineral Resources			
Measured	31.8	8.6	2.7
Indicated	84.6	7.8	6.6
<b>Total M&amp;I</b>	<b>116.4</b>	<b>8.0</b>	<b>9.3</b>
Inferred	96.7	7.4	7.2
<b>Total M,I&amp;I</b>	<b>213.1</b>	<b>7.8</b>	<b>16.6</b>

<sup>1</sup>Resource Estimate as released to ASX on 3 February 2022: BKT Confirms 25% increase in Measured Resources and Ore Reserve Estimates as released to ASX on 8 August 2017: BKT delivers Exceptional Optimised PFS.

The Company confirms that it is not aware of any new information or data that materially affects the information included in the original market announcements, and that all material assumptions and technical parameters underpinning the estimates of Mineral Resources or Ore Reserves in the original market announcements continue to apply and have not materially changed.

<sup>2</sup>Refer to ASX announcement dated 6 October 2016 for Drillhole intercepts.



**The Ulanzi resource is open at depth and along strike.  
The final Ulanzi pit is expected to be 2.5km long,  
up to 280m wide and up to 233m deep.**



# The Economics: Simple Open Pit with Outstanding Returns

**US\$1.4bn**

NPV<sub>10 nom</sub> post tax, post 16% FC

**36%**

Post-tax, ungeared IRR

**89ktpa**

Module 1 production\* (1mtpa)

**US\$231m**

Module 1 capex + power line\*

**347ktpa**

Steady production (4 x 1Mtpa)

**95 – 97%+ TGC purity**

**59% +80 mesh, 41% -80**

Concentrate product

**US\$1,709/t**

Basket graphite price\*\*\*

**US\$518/t**

All-In-Sustaining-Cost\*\*

**26 years**

Initial operating life

1. See Black Rock ASX release dated 10 October 2022, Black Rock completes FEED and eDFS Update. All technical parameters, including in the estimation of Mineral Resources or Ore Reserves, underpinning the estimates continue to apply and have not materially changed. The estimated Ore Reserves and Mineral Resources underpinning the production and financial forecasts were prepared by Competent Persons in accordance with the requirements in Appendix 5A (JORC Code). There are two key changes since eDFS Update and the aggregate impact is only -1% to NPV (within the margin of error) – Initial capex now includes US\$16m for early works & other costs which adds 4 months to the 20-month construction period & Black Rock has agreed improved terms under the TANESCO contract. Power line capex plus interest to be recouped over the first 4 years and power costs expected to be ~US8c/kWh (see ASX release dated 12 May 2025). Refer to the Appendices in this Presentation and the eDFS Update for further details on the key assumptions and risks.

2. Pursuant to section 56 of the Tanzanian Income Tax Act CAP 332, there is the potential for Faru to incur capital gains tax liabilities in connection with future equity raisings and corporate transactions completed by the Company, for use by Faru, to fund development of Mahenge. Faru has negotiated with the Government and agreed the terms of a waiver from the application of section 56 of the Tanzanian Income Tax Act CAP 332 (Tax Waiver). The Company is confident that Faru has reached an agreement on the Tax Waiver however the implementation of the Tax Waiver is subject to it being formalised by the Minister of Finance and published in the Tanzanian Government Gazette and the fulfilment of the conditions associated with the gazetted form of the Tax Waiver. The consideration for the Tax Waiver is a potential increase in the Government's free carried interest in Faru to be determined seven years from the start of construction (the fifth year of production) with repayment spread across the balance of the Project life. Any increase in the Government's free carried interest in Faru is to be negotiated in the fifth year of production based on a joint review of the Project's economic returns. Based on the NPV of Mahenge in the eDFS Update in October 2022, the Company estimates the potential impact to NPV at ~3%. While the Company has accepted these proposed terms in writing, until the terms of the Tax Waiver are formalised there is a risk the Government of Tanzania may seek to change those terms.

\*Includes US\$182m for Module 1 capex + US\$33m for power line + US\$16m for early works & other costs. Forecast Capex has been classified as a Class 2 estimate with accuracy of ±10% as defined by AACE.

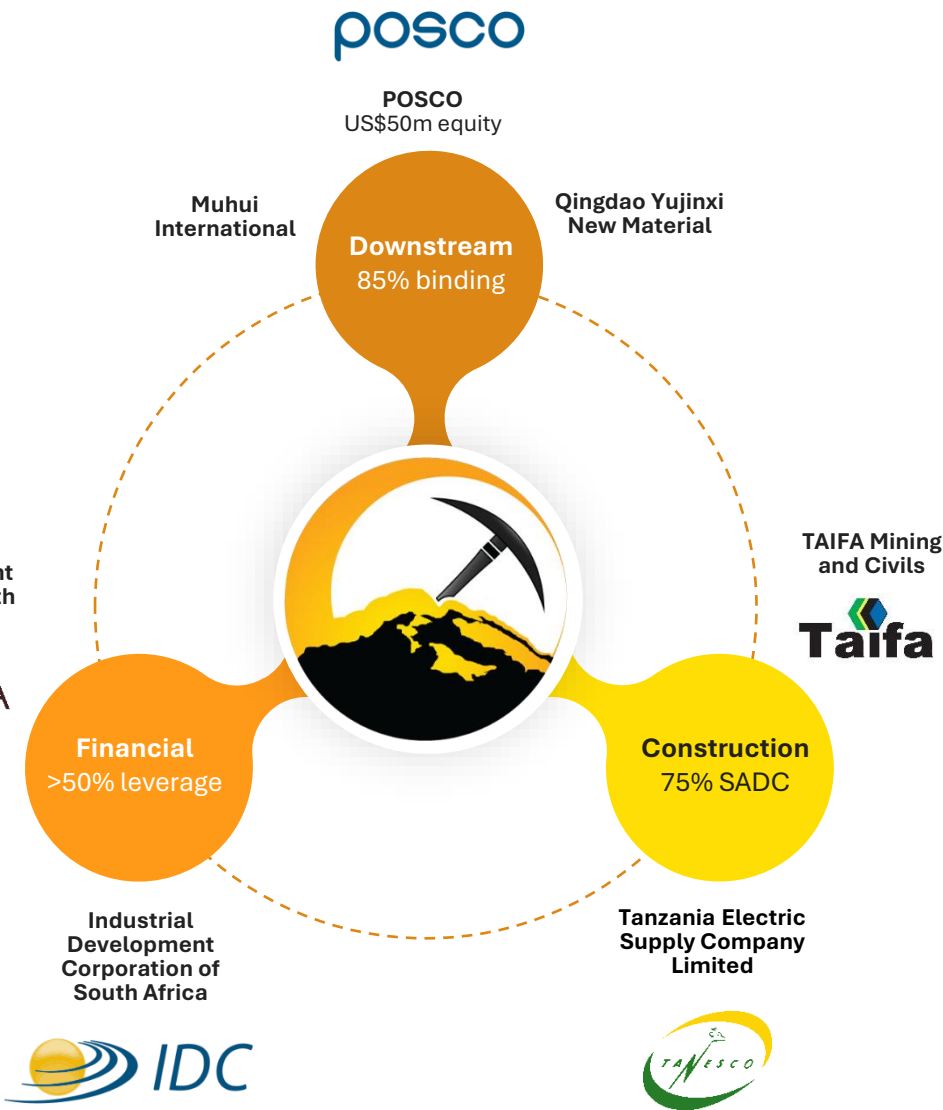
\*\*Average over first 10 years.

\*\*\*Expert Consensus is the average forecast from Benchmark Mineral Intelligence, Fastmarkets and Wood Mackenzie over the first 10 years.



# Strategic Partners

## Pathway to FID



**June 2024 Offtake agreements**  
Signed with two Chinese entities

**Downstream**



**Construction**



**July 2024 Mining contractors**  
Engaged local Tanzanian contractor

**Downstream**



**September 2024 POSCO**  
Binding subscription agreement for US\$40m

**Financial**



**September 2024 Debt**  
US\$179m secured from local banks

**Financial**



**March 2025 Tax**  
Tax status clarification on capital gain

**Financial**



**May 2025 Debt**  
Debt facility increased to US\$204m

**Construction**



**May 2025 Electricity**  
Power supply agreement with (TANESCO), and contract to build power infrastructure

**Downstream**



**October 2025 POSCO**  
completes contract for anode into US Auto sector

**Construction**



**October 2025**  
Early works program commenced

**Financial**



**2026 TBC** Equity financing



# Africa Funding Africa

## Driving Local Economic Development

### Debt Support from Local African Financiers

**US\$204m** facility agreement in place<sup>1</sup>

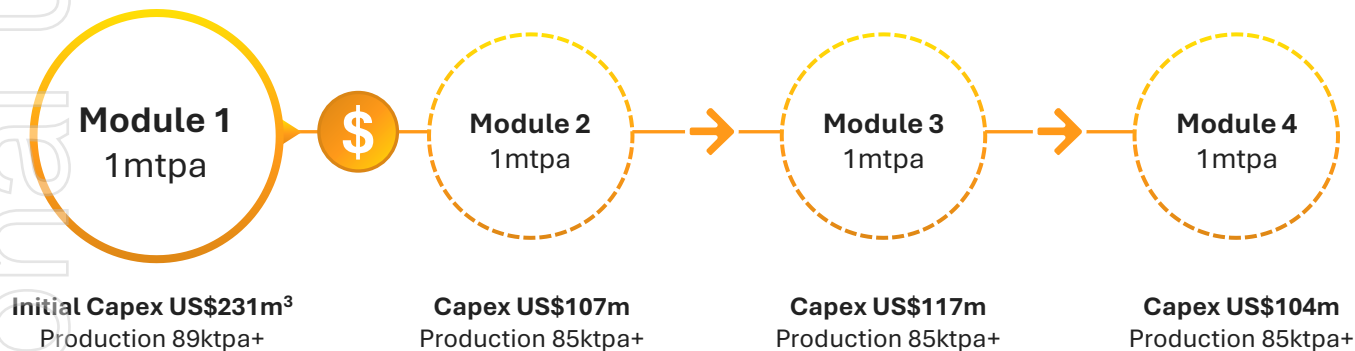
- ▶ **US\$138m** Construction Term Loan
- ▶ **US\$20m** Working Capital Facility
- ▶ **US\$20m** Cost Overrun Facility
- ▶ **US\$26m** Bank Guarantee for Mine Closure

### Equity support from cornerstone offtake partner POSCO

- ▶ **US\$40m** equity investment<sup>2</sup>
- ▶ **US\$10m** prepayment facility

**Funding Gap**

**Project delivery to support offtake and funding** Module 1 provides cashflow for modules 2, 3, 4



<sup>1</sup> Based on ~8.5-year tenor, interest rate based on SOFR + margin. More details in ASX release on 28 May 2025 and ASX release on 16 Sept 2024.

<sup>2</sup> For details on agreement with POSCO please refer to ASX release 3 September 2024

<sup>3</sup> Initial Capex = US\$182m for Module 1 capex + US\$33m for power line + US\$16m for early works & other costs. Initial Capex excludes financing costs, interest during construction, taxes, working capital and lender requirements (DSRA, insurance, etc)

## Financing Model provides Social Licence



### DBSA – Development Bank of Southern Africa

Mandate to accelerate sustainable socio-economic development across the Southern African Development Community (SADC) and the wider Sub-Saharan Africa by driving financial and non-financial investments in the social and economic infrastructure sectors.



### The Industrial Development Corporation of South Africa (IDC)

State-owned institution that provides financial support to promote economic growth and development in South Africa. IDC funds viable businesses to enhance industrial capacity and contribute to the economic growth of South Africa and the African continent.



### CRDB Bank (CRDB)

Tanzania's largest commercial bank. Accredited by the UN Green Climate Fund. The first Sub Saharan bank to issue a green bond, aimed at raising funds to support projects which are environmentally friendly.



South Korea-headquartered multinational company and leader in battery technology materials. POSCO is contracted to take all fines offtake from Mahenge.

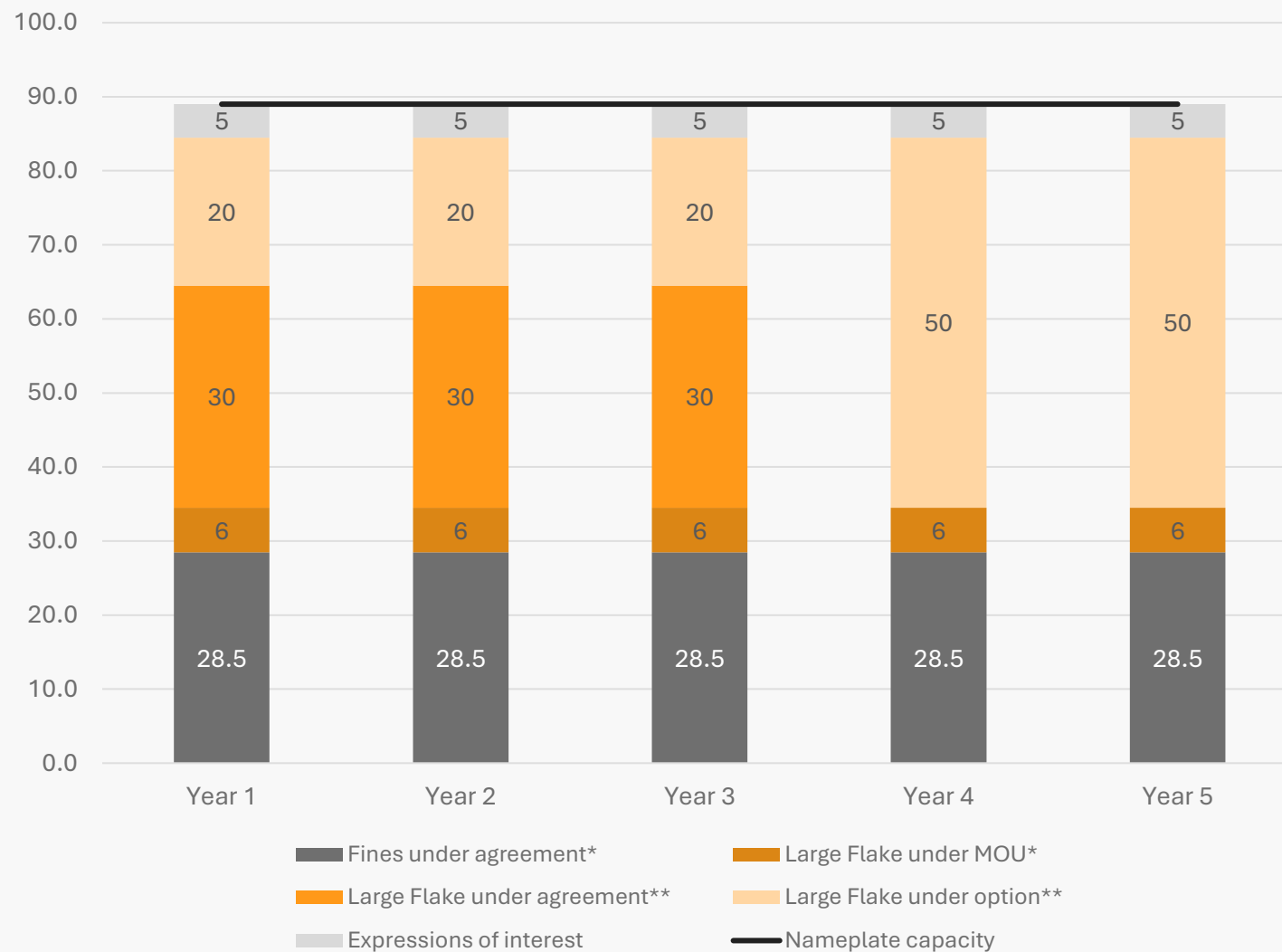
POSCO Future M to build new SPG plant to support its existing 70ktpa Sejong anode plant in Korea.

# Secure Offtake

~95% of Mahenge's Module 1 production is under binding offtake, option or MOU



Mahenge Offtake for Module 1 (89ktpa)



\*With POSCO. \*\* With Muhui International Trade (Dalian) Co. Ltd (Muhui) & Qingdao Yujinxi New Material Co. Ltd (Qinqdao)



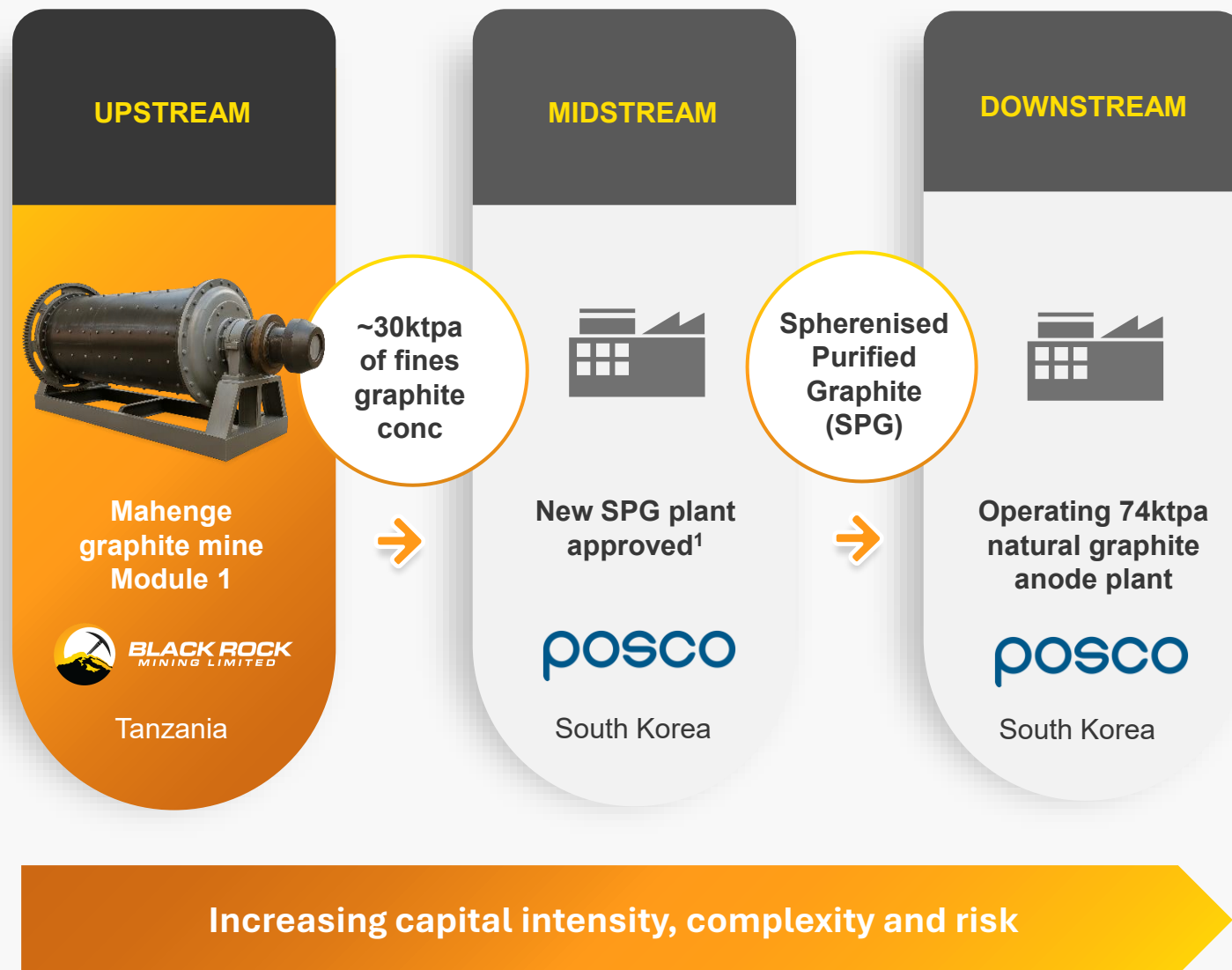
# The Path to Cashflow is Mining

A low risk and low capex pathway to cashflow

Black Rock is initially focused on an UPSTREAM business where it has *competitive advantages, proven expertise* and which is forecast to make *healthy margins at current prices*.

## Black Rock's Mahenge Project:

- ✓ Does not compete with its customers
- ✓ Has low capital intensity
- ✓ Has low complexity and reduced risk



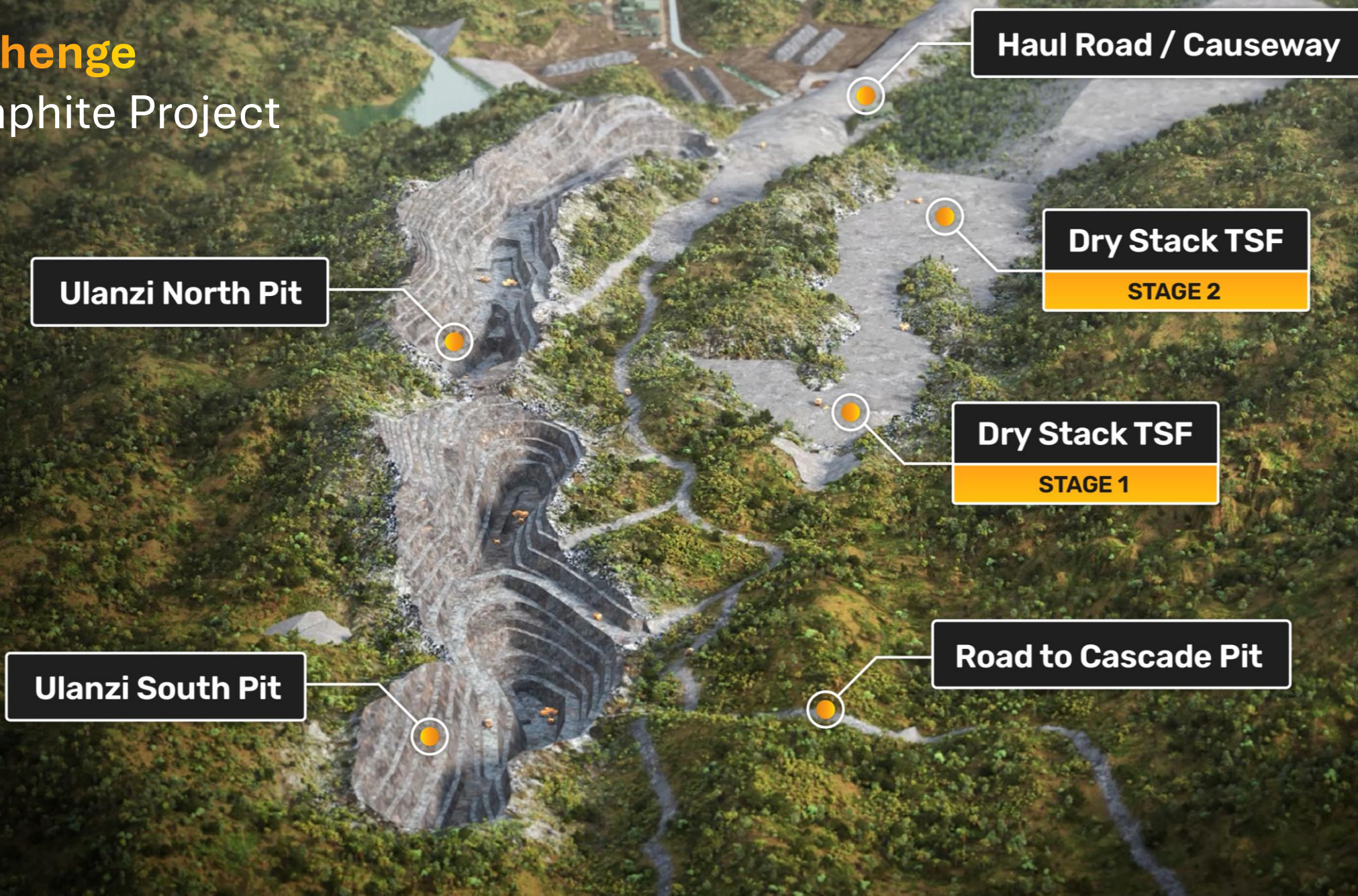
<sup>1</sup>On 22 April 2025, POSCO Future M approved the construction of its own US\$277m spherical graphite plant in Korea. Construction is expected to start in 2H CY25; Mass production is likely to start in 2027. Source: <https://mkbn.mk.co.kr/news/english/11299032>





# Mahenge

## Graphite Project







# Naturally Better Graphite

Greener supply chain, world-class graphite



## Mahenge Graphite Deposit

High-grade  
Low strip ratio



## Hydro Power

Low-carbon  
energy



## Dry Tailings

Eliminates dam risk  
Protects local water



## Simple Processing

Three stage polishing  
Low energy



## Battery Market



## Large Flake Market

Permitted • ESG Certified • Robust Compliance



## Why Black Rock Mining?



**World's 2<sup>nd</sup> largest  
graphite Ore Reserve  
with compelling  
project metrics**



**Permitted and  
significant local  
African funding**



**Strategic partners in  
finance, construction  
and offtake**



**Low risk  
execution by  
experienced team**





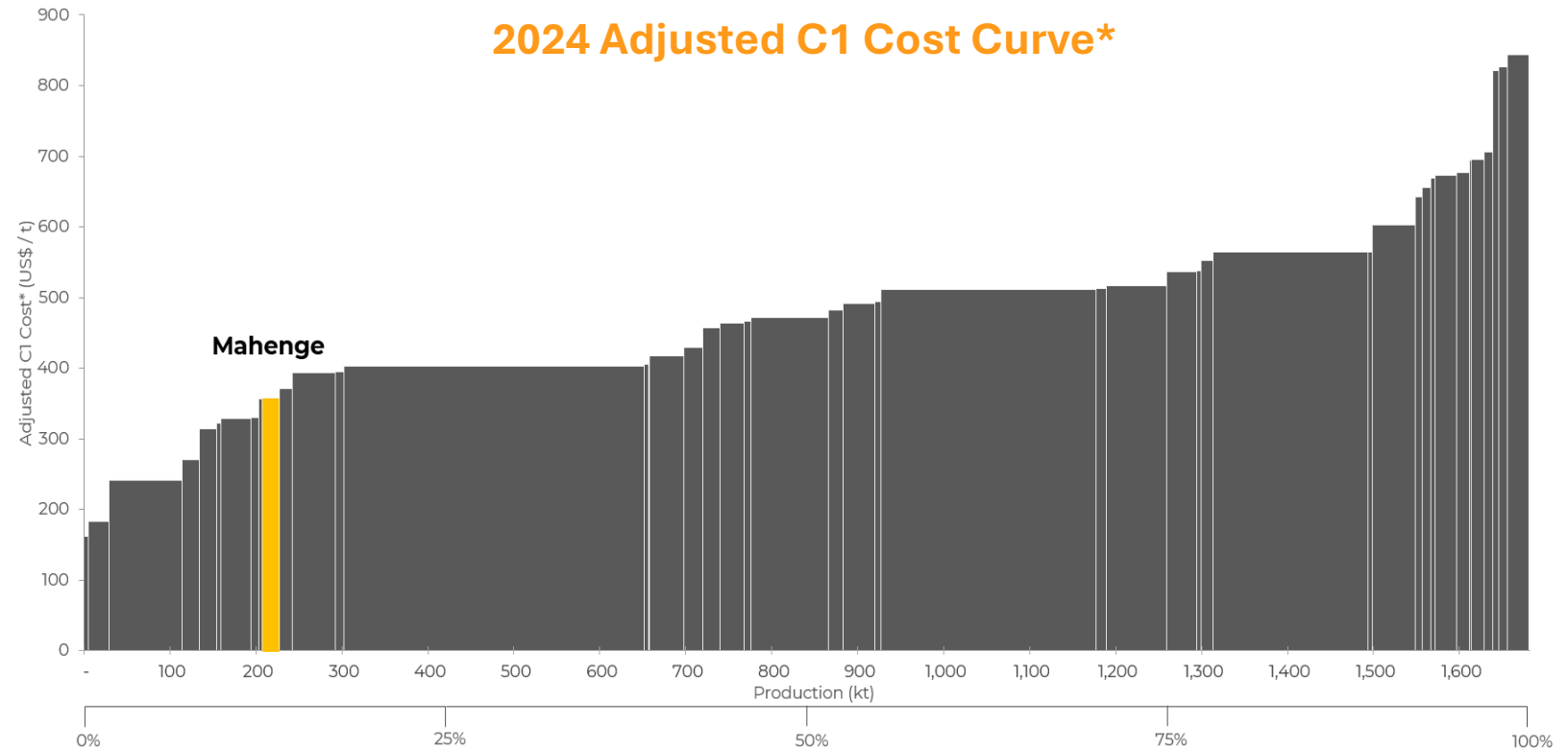
# Appendix: Mahenge Forecast First Quartile Costs



First quartile assets are typically higher margin and more robust through the cycle

## Driven by:

- ▶ Connection to competitively-priced hydro-dominated grid power
- ▶ Geological advantages with more higher value large flake graphite



Sources: Benchmark Mineral Intelligence Flake Graphite Report Q2 CY22, Black Rock Mining, Company Data

C1 Cash Costs are defined as Cash Costs excluding royalties and sustaining capex.

\*C1 Costs adjusted for flake size distribution: Based on forecast pricing for 94-95% in 2024, Mahenge's average price is forecast to be US\$107/t above the peer average due to a higher proportion of large flake. Mahenge's Adjusted C1 Costs of US\$359/t are based on C1 Costs of US\$466/t less the US\$107/t for above average revenue compared to the peer group.

Ignores the benefit of Mahenge's higher purity concentrates of up to 98% which could potentially improve Black Rock's relative position by up to ~US\$40-60/t per 1% above 95% pricing.

Refer to eDFS Update dated 10 October 2022 for further details on the key Project assumptions and risks.

# Strategic Alliance with POSCO

- ▶ **POSCO is a major shareholder of Black Rock holding a 5.9% stake<sup>1</sup>**
- ▶ **POSCO holds a board seat on the Black Rock board**
- ▶ **POSCO is Black Rock's cornerstone offtake partner:**

## **Module 1:**

- Binding offtake agreement for fines<sup>1</sup> (32% of volume)
- MOU for 6ktpa of large flake<sup>2</sup> (7% of volume)


## **Module 2:**

- Binding offtake agreement for fines<sup>3</sup> (32% of volume)
- Marketing agreement for large flake
- ▶ **POSCO is providing up to US\$50m in development finance for Module 1:**
  - US\$10m binding prepayment<sup>1</sup>
  - Up to US\$40m equity investment (the POSCO Subscription)<sup>3</sup>
- ▶ **Exploring other opportunities to collaborate:**
  - Also exploring other opportunities to develop an IRA-compliant anode supply chain

<sup>1</sup> Post completion of Tranche 2 of the Placement and SPP, as announced on 2 September 2025.

<sup>2</sup> See ASX release 23 May 2023, Black Rock Expands Offtake Partnership with POSCO.

<sup>3</sup> See ASX release 3 Sept 2024, POSCO Signs Binding Agreements for US\$40m investment in Black Rock. Subject to shareholder approval, regulatory approvals and confirmation all necessary funding to build Module 1 is in place. POSCO's investment of up to US\$40m is capped at a maximum stake in the Company of 19.99% post-Offer.







ersonal use only





**BLACK ROCK**  
MINING LIMITED

## Contact Us

**John de Vries**

Managing Director and CEO

+61 438 356 590

[jdv@blackrockmining.com.au](mailto:jdv@blackrockmining.com.au)

[www.blackrockmining.com.au](http://www.blackrockmining.com.au)

