



GENESIS
MINERALS LIMITED

STOCKPILE
ONE

MAGNETIC ATTRACTION

BOLT-ON ACQUISITION OF MAGNETIC RESOURCES; "ASPIRE 500"

16th FEBRUARY 2026



Important information



The following notices and disclaimers apply to this presentation (**Presentation**) and you are therefore advised to read this carefully before reading or making any other use of this Presentation or any information contained or referred to in this Presentation.

This Presentation is dated 16 February 2026 and prepared by Genesis Minerals Limited ACN 124 772 041 (**Genesis**). For the purposes of ASX Listing Rule 15.5, Genesis confirms that this Presentation has been authorised for release to ASX by its Board. This Presentation has been prepared in relation to the proposed acquisition by Genesis of 100% of Magnetic Resources NL ACN 121 370 232 (**Magnetic**) by way of a Court-approved scheme of arrangement under Part 5.1 of the *Corporations Act 2001* (Cth) (**Corporations Act**) (**Scheme**).

If the Scheme is implemented, Genesis would acquire 100% of the fully paid ordinary shares in Magnetic for A\$1.40 cash and 0.0873 New Genesis Shares for each Magnetic Share (approximately 70% cash and 30% scrip) as default consideration; subject to the terms and conditions described in the scheme implementation deed entered into on or about the date of this presentation (**Scheme Implementation Deed**). A copy of the Scheme Implementation Deed is annexed to Genesis' and Magnetic's joint announcement dated 16 February 2026, available on ASX at www.asx.com.au (ASX: GMD) and on the Company's website at <https://genesisminerals.com.au/investor-centre/announcements/>.

Summary Information

This Presentation is a summary only and contains summary information about Genesis and its respective subsidiaries and activities, which is current as at the date of this Presentation (unless otherwise indicated), and the information in this Presentation remains subject to change without notice. The information in this Presentation is general in nature and does not purport to be accurate nor complete, nor does it contain all of the information that an investor may require to make an informed assessment of the Scheme and its effect on Genesis or in evaluating a possible investment in Genesis, nor does it contain all the information which would be required in a disclosure document or prospectus prepared in accordance with the requirements of the Corporations Act. This Presentation has been prepared by Genesis with due care, but no representation or warranty, express or implied, is provided in relation to the accuracy, reliability, fairness or completeness of the information, opinions or conclusions in this Presentation by Genesis or any of its employees, officers or advisers, or any other party, except as required by law. Reliance should not be placed on information or opinions contained in this Presentation and Genesis does not have any obligation to finalise, correct or update the content of this Presentation, except as required by law.

This Presentation should be read in conjunction with Genesis' other periodic and continuous disclosure announcements lodged with ASX, which are available on the ASX website (at www.asx.com.au), Genesis' website (at <https://genesisminerals.com.au/investor-centre/>).

Further information about the Scheme (including the full terms and conditions of the Scheme and the potential advantages and disadvantages of the Scheme for Magnetic shareholders) will be provided by Magnetic to its shareholders and released to ASX in due course, in the form of an explanatory statement (as that term is defined in section 412 of the Corporations Act) and notice of meeting (together, the **Scheme Booklet**). The Scheme Booklet will also include or be accompanied by an independent expert's report that will opine on whether the Scheme is in the best interests of Magnetic's shareholders. Any vote by Magnetic shareholders in respect of the Scheme should only be made on the basis of the information contained in the Scheme Booklet, and Magnetic shareholders are advised to read the formal documentation carefully once it has been dispatched.

Not an offer, and not investment of financial product advice

This Presentation is not a prospectus, product disclosure statement or other disclosure document the Corporations Act, or other offering document Australian law or any other law. This Presentation has not been lodged with the Australian Securities and Investments Commission. This Presentation, and the information contained in it, is provided for information purposes only, should not be read or stood as and is not an offer, solicitation, invitation or recommendation to subscribe for, acquire or buy securities of Genesis, or any other financial products or securities, in any place or jurisdiction. This Presentation may not be released to US wire services or distributed in the United States. This Presentation does not constitute an offer to sell, or the solicitation of an offer to buy, any securities in the United States or any other jurisdiction in which such an offer would be unlawful. The securities referred to in this document have not been, and will not be, registered under the US Securities Act of 1933 (US Securities Act) and may not be offered or sold in the United States except in transactions exempt from, or not subject to, the registration requirements of the US Securities Act and applicable US state securities laws. An investment in securities in Genesis is subject to known and unknown risks, some of which are beyond the control of Genesis. These risks, together with other general risks applicable to all investments in listed securities not specifically referred to, may affect the value of shares in Genesis in the future. Genesis does not guarantee any particular rate of return or the performance of Genesis, nor guarantee the repayment of capital from Genesis, or any particular tax treatment.

This Presentation, and the information provided in it, does not constitute, and is not intended to constitute, financial product or investment advice (nor tax, accounting or legal advice). It has been prepared without taking into account the objectives, financial or tax situation or particular needs of any individual. Before making any investment decision, investors should make their own inquiries and investigations regarding all information in this Presentation, including but not limited to the assumptions, uncertainties and contingencies which may affect future operations of Genesis, and the impact that different future outcomes may have on Genesis. Investors should consider the appropriateness of all the information available having regard to their own objectives, financial and tax situation and needs and seek professional advice from their legal, financial, taxation or other independent adviser (having regard to the requirements of all relevant jurisdictions). Genesis is not licensed to provide financial product advice in respect of an investment in securities, and does not purport to give advice of any nature. An investment in any listed company, including Genesis, is subject to risks of loss of income and capital.

Important information



Forward Looking Statements and risks

Past Performance

Past performance metrics and figures (including past share price performance of Genesis) included in this Presentation are given for illustrative purposes only and should not be relied upon as (and is not) an indication of Genesis', or any other party's, views on future financial performance or prospects. Investors should note that past performance of Genesis, including in relation to historical trading price of Genesis shares, production, mineral resources and ore reserves, costs and other historical financial information cannot be relied upon as an indicator of (and provides no guidance, assurance or guarantee as to) future Genesis performance, including the future trading price of Genesis shares. The historical information included in this Presentation is, or is based on, information that has previously been released to the market.

Forward Looking Statements

Some statements in this Presentation regarding estimates or future events are forward-looking statements. They include indications of, and guidance on, future matters. Forward-looking statements include, but are not limited to, statements preceded by words such as "planned", "expected", "projected", "estimated", "may", "scheduled", "intends", "anticipates", "believes", "potential", "could", "nominal", "conceptual" and similar expressions. Forward-looking statements, opinions and estimates included in this Presentation are based on assumptions and contingencies which are subject to change without notice, as are statements about market and industry trends, which are based on interpretations of current market conditions.

Forward-looking statements are provided as a general guide only and should not be relied on as a guarantee of future performance. Forward-looking statements may be affected by a range of variables that could cause actual results to differ from estimated results and may cause Genesis' actual performance and financial results in future periods to materially differ from any projections of future performance or results expressed or implied by such forward-looking statements. These risks and uncertainties include but are not limited to liabilities inherent in mine development and production, geological, mining and processing technical problems, the inability to obtain any additional mine licenses, permits and other regulatory approvals required in connection with mining and third party processing operations, competition for among other things, capital, acquisition of reserves, undeveloped lands and skilled personnel, incorrect assessments of the value of acquisitions, changes in commodity prices and exchange rate, currency and interest fluctuations, various events which could disrupt operations and/or the transportation of mineral products, including labour stoppages and severe weather conditions, the demand for and availability of transportation services, the ability to secure adequate financing and management's ability to anticipate and manage the foregoing factors and risks. These and other factors should be considered carefully, and readers should not place undue reliance on such forward-looking information. There can be no assurance that forward-looking statements will prove to be correct. Further information in relation to risks (including those that are specific to the Scheme) in the Scheme Booklet in due course.

Aspirational Statements

This presentation includes aspirational statements in respect of Genesis' vision for "ASPIRE 500", being Genesis' aspirational goal of producing 500,000 ounces per annum. This is a general aspirational statement of prospective production and not a Production Target as Genesis does not yet have reasonable grounds to conclude the statement can be achieved.

Financial Data

Market and Industry Data

Certain market and industry data used in connection with or referenced in this Presentation, including in relation to other companies in the peer group of Genesis may have been obtained from public filings, research, surveys or studies conducted by third parties, including as published in industry-specific or general publications. None of Genesis, its advisers nor its representatives have independently verified any market or industry data provided by third parties or industry or general publications.

Effect of rounding

A number of figures, amounts, percentages, estimates, calculations of value and fractions in this Presentation are subject to the effect of rounding. Accordingly, the actual calculation of these figures may differ from the figures set out in this Presentation.

Financial Data

All dollar values are in Australian dollars (A\$ or AUD) unless otherwise stated. Amounts, totals and change percentages are calculated on whole numbers and not the rounded amounts presented.

Disclaimer

None of Genesis' advisers, affiliates, related bodies corporate, directors, officers, partners, employees or agents, have authorised, permitted or caused the issue, submission, dispatch or provision of this Presentation and, except to the extent referred to in this Presentation, none of them makes or purports to make any statement in this Presentation and there is no statement in this Presentation which is based on any statement by any of them. As identified in this Presentation, certain of the information it contains has been sourced from Magnetic ASX announcements. This information has not been independently verified.

To the maximum extent permitted by law, Genesis, and its affiliates, directors, officers employees, associates, advisers and agents each expressly disclaims any and all liability, including, without limitation, any liability arising out of fault or negligence, for any loss arising from the use of or reliance on information contained in this Presentation including representations or warranties or in relation to the accuracy or completeness of the information, statements, opinions, forecasts, reports or other matters, express or implied, contained in, arising out of or derived from, or for omissions from, this Presentation including, without limitation, any financial information, any estimates or projections and any other financial information derived therefrom. By accepting, accessing or reviewing this Presentation (or by attending any investor briefing at which this Presentation is made), you represent, warrant and agree that you have not relied on any statements made by Genesis in this Presentation (including in relation to the Scheme) and that you have read and agree to the terms set out above.

Important information



Reserves, Resources and Production Targets

JORC Code

It is a requirement of the ASX Listing Rules that the reporting of (amongst other things) exploration results, ore reserves and mineral resources in Australia comply with the 2012 edition of the Joint Ore Reserves Committee's Australasian Code for Reporting of Exploration Results, Mineral Resources and Ore Reserves (**JORC Code**). Investors outside Australia should note that while ore reserve and mineral resource estimates in this Presentation comply with the JORC Code (such JORC Code mineral resources and ore reserves being Mineral Resources and Ore Reserves respectively), they may not comply with the relevant guidelines in other countries, and in particular, do not comply with (i) National Instrument 43-101 (Standards of Disclosure for Mineral Projects) of the Canadian Securities Administrators (the "Canadian NI 43-101 Standards"); or (ii) Item 1300 of Regulation SK, which governs disclosures of mineral resources in registration statements filed with the US Securities Exchange Commission (the "SEC"). Information contained in this Presentation describing mineral deposits may not be comparable to similar information made public by companies subject to the reporting and disclosure requirements of Canadian or US securities laws. You should not assume that quantities reported as "resources" will be converted to reserves the JORC Code or any other reporting regime or that Genesis will be able to legally and economically extract them. Rounding is applied in this Presentation for the percentage comparisons and for all Ore Reserves and Mineral Resources figures. Mineral Resources are inclusive of Ore Reserves.

Compliance Statements

Exploration Results

The information in this Presentation that relates to the Exploration Results relevant to the Chatterbox Project is extracted from the joint ASX announcement between Genesis and Magnetic dated 16 February 2026 entitled "Genesis strengthens Laverton inventory and production outlook with recommended offer for Magnetic Resources". The Company confirms that it is not aware of any new information or data that materially affects the information included in the original market announcement and that all material assumptions and technical parameters pinning the estimates in the relevant market announcement have not materially changed. Genesis confirms that the form and context in which the Competent Person's findings are presented have not been materially modified from the original market announcement.

The information in this Presentation that relates to the Exploration Results relevant to the Lady Julie Project is extracted from the joint ASX announcement between Genesis and Magnetic dated 16 February 2026 entitled "Genesis strengthens Laverton inventory and production outlook with recommended offer for Magnetic Resources". The Company confirms that it is not aware of any new information or data that materially affects the information included in the original market announcement and that all material assumptions and technical parameters pinning the estimates in the relevant market announcement have not materially changed. Genesis confirms that the form and context in which the Competent Person's findings are presented have not been materially modified from the original market announcement.

Mineral Resources and Ore Reserve Estimates

The information in this Presentation that relates to Mineral Resources and Ore Reserves estimates for Genesis' projects are extracted from Genesis' ASX announcements dated 8th April 2025 entitled "Reserves rise to 3.7Moz, pinning ASPIRE 400 strategy" and Appendices A and B of Genesis ASX announcement 10th June 2025 "Corporate Presentation - Focused". Both announcements are available on the ASX website (at www.asx.com.au), and at [www.genesisminerals.com.au/investor-centre/announcements/](https://genesisminerals.com.au/investor-centre/announcements/). Genesis confirms that it is not aware of any new information or data that materially affects the information included in the original market announcement and, in the case of Mineral Resources or Ore Reserves, that all material assumptions and technical parameters pinning the estimates in the relevant market announcement have not materially changed. Genesis confirms that the form and context in which the Competent Person's findings are presented have not been materially modified from the original market announcement.

The information in this Presentation that relates to Mineral Resources and Ore Reserve estimates in respect of the Lady Julie Project is extracted from the joint ASX announcement between Genesis and Magnetic dated 16 February 2026 entitled "Genesis strengthens Laverton inventory and production outlook with recommended offer for Magnetic Resources". Genesis confirms that it is not aware of any new information or data that materially affects the information included in the original market announcement and, in the case of Mineral Resources or Ore Reserves, that all material assumptions and technical parameters pinning the estimates in the relevant market announcement have not materially changed. Genesis confirms that the form and context in which the Competent Person's findings are presented have not been materially modified from the original market announcement.

JORC 2004

The information in this report that relates to the JORC 2004 Mineral Resources for the Laverton Gold Project is based on, and fairly represents, information and supporting documentation compiled by Mr Timothy Sanders, a Competent Person who is a Member of The Australasian Institute of Mining and Metallurgy. Mr Timothy Sanders is a full-time employee of Genesis Minerals Limited and holds securities in the Company. Mr Timothy Sanders has sufficient experience relevant to the style of mineralisation and type of deposit consideration and to the activity being taken to qualify as a Competent Person as defined in the 2012 Edition of the "Australasian Code for Reporting of Exploration Results, Mineral Resources and Ore Reserves". Mr Timothy Sanders consents to the inclusion in this report of the matters based on his information in the form and context in which it appears.

Production Targets

The information which relates to Production Targets for Genesis's projects are extracted from Genesis ASX Announcements created on 21 March 2024 "Growth strategy underpinned by robust Reserves", 2 September 2024 "Genesis increases FY25 production outlook" and 8 April 2025 "Reserves rise to 3.7Moz, pinning ASPIRE 400 strategy". Each of the announcements are available on the ASX website at www.asx.com.au or on Genesis' website at <https://genesisminerals.com.au/investor-centre/announcements/>. The Company confirms that all material assumptions pinning the Production Targets, and any forecast financial information derived from the Production Targets, continue to apply and have not materially changed.

Release authorised by: Raleigh Finlayson, Executive Chair, Genesis Minerals Limited



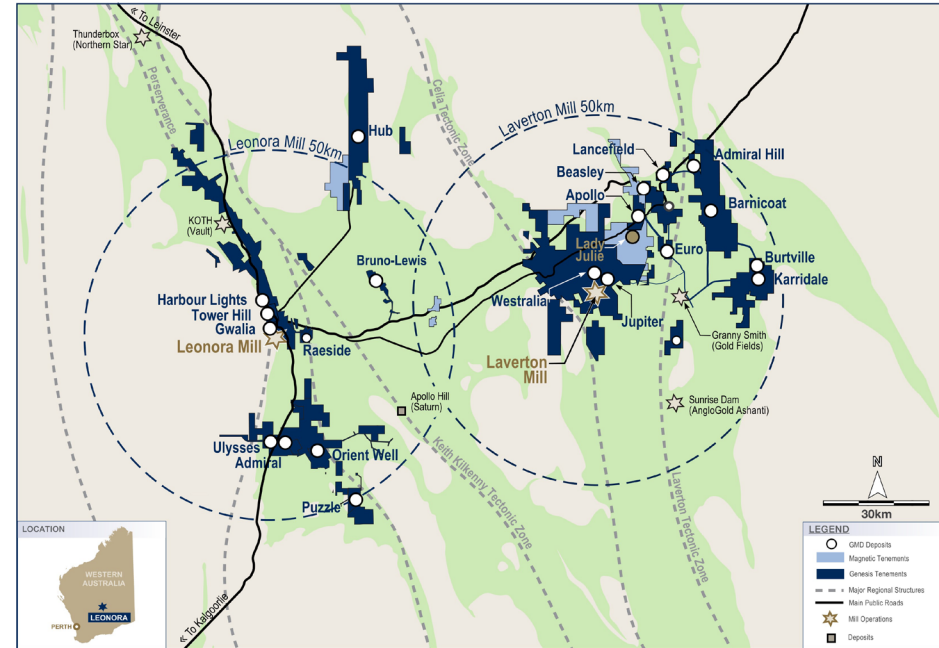
The puzzle is complete



“Bolt-on” acquisition of Magnetic Resources:

- ▶ Recommended Scheme of Arrangement for **100% of Magnetic Resources** for an implied **equity value of A\$639 million**; **Completion anticipated June 2026**, dependent on satisfaction of conditions precedent
- ▶ **Acquisition funded via combination of GMD cash and scrip**; from existing cash and finance facilities
- ▶ Magnetic's flagship project, **Lady Julie**, has a **2.2Moz (39Mt) Resource** grading **1.8g/t¹**; within **~20km of Genesis' 3Mtpa Laverton mill**
- ▶ **Genesis pro forma 21.0Moz Resources² and 5.2Moz Reserves²**
- ▶ Uplifts the growth strategy to “**ASPIRE 500³**”; **Updated multi-year Strategic Plan set for post-completion**
- ▶ Large, high grade **Lady Julie** borders Genesis' recently acquired **Focus tenure³**; **Substantial synergies and cost savings** will be **unlocked by combining the assets into a single open pit operation** as opposed to two separate neighbouring operations
- ▶ **Significantly expands Genesis' presence on Laverton's fast emerging Chatterbox Trend** - Compelling exploration upside along strike and down dip

100% focused on Leonora / Laverton - Now consolidated:



¹Mineral Resource inclusive of a historical JORC 2004 estimate of 4.8Mt at 1.6g/t equating to 240koz contained gold reported by Focus. The Competent Person has not completed sufficient work to classify the historic estimate as mineral resources in accordance with JORC 2012. It is uncertain, following evaluation and/or further exploration work that the historical estimate can be reported as mineral resources in accordance with JORC 2012.

Acquisition overview



Offer Structure	<ul style="list-style-type: none"> Recommended Scheme of Arrangement, whereby Genesis will acquire 100% of the issued shares in Magnetic (Scheme) The Scheme has been unanimously recommended by the Magnetic Board¹ The Scheme is subject to approval by Magnetic shareholders and court approval (as well as other customary conditions)
Consideration	<ul style="list-style-type: none"> Magnetic shareholders to receive A\$1.40 cash and 0.0873 New Genesis Shares for each fully paid ordinary share (Magnetic Share) (approximately 70% cash and 30% scrip) as default consideration (Default Consideration), which implies a fully-diluted equity value for Magnetic of ~A\$639 million² <ul style="list-style-type: none"> Holders of Magnetic Shares³ will have the ability to elect to receive the Scheme consideration in the form of 100% cash (Maximum Cash Consideration) or 100% New Genesis Shares (Maximum Scrip Consideration) as alternatives to the Default Consideration, subject in each case to scale back based on a maximum total cash pool of \$445 million (equivalent to approximately 70% cash) Based on Genesis' share price of \$6.87 per share on 13 February 2026, the Scheme consideration implies a value of \$2.00 per Magnetic Share, representing a: <ul style="list-style-type: none"> 25% premium to Magnetic Share's closing price of \$1.60 per share on 13 February 2026; and 35% premium to Magnetic Share's 30-day VWAP of \$1.49 per share Upon completion of the Scheme, Magnetic shareholders to own ~2.4% of the pro forma Genesis if the Scheme is implemented⁴
Board recommendation and shareholder support	<ul style="list-style-type: none"> The Magnetic Board unanimously supports the Scheme and has unanimously recommended that Magnetic shareholders vote in favour of the Scheme¹ Major shareholders of Magnetic, holding approximately 58.0 million Magnetic Shares (approximately 19.6% of Magnetic's ordinary shares on issue), being Mr Chim Seng Oan (27,095,504 Magnetic Shares, approximately 9.17%), Target Range Pty Ltd (21,495,107 Magnetic Shares, approximately 7.28%) and Alcock Superannuation Fund Pty Ltd (9,424,152 Magnetic Shares, approximately 3.19%), have taken to Genesis to vote the Magnetic shares they currently hold in favour of the Scheme and against any competing transaction⁵
Approvals, conditions and timing	<ul style="list-style-type: none"> Standard conditions precedent, including Magnetic shareholder vote (at a Scheme meeting expected to be held in Late May – early June 2026), no Magnetic material adverse change and court approval Targeting Scheme implementation in Early-mid June 2026⁶
Advisers	<ul style="list-style-type: none"> Canaccord Genuity (Australia) Limited and Sternship Advisers are acting as corporate advisors and Broadstream Advisory Pty Ltd is acting as legal adviser to Genesis Jefferies Australia is acting as corporate advisor and Hamilton Locke is acting as legal adviser to Magnetic.

1. Subject to no Superior Proposal emerging and an Independent Expert concluding (and continuing to conclude) that the Scheme is in the best interests of Magnetic shareholders; 2. Fully diluted equity value based on implied Scheme consideration of A\$2.00 per share for Magnetic's 295,454,516 fully paid ordinary shares and 5,000,000 performance rights, A\$1.80 for 20,418,862 nil-paid Contributing Shares on issue and cash payment of \$0.47 per option for Magnetic's 3,750,000 unlisted options which are intended to be cancelled via private treaty for cash; 3. Ineligible Foreign Shareholders (as defined in the Scheme Implementation Deed) will receive the Maximum Cash Consideration; 4. Based on Magnetic's 295,454,516 fully paid ordinary shares, 20,418,862 nil-paid Contributing Shares and 5,000,000 performance rights and 1,142,328,193 Genesis ordinary shares currently outstanding. Excludes Magnetic's 3,750,000 unlisted options, which are intended to be cancelled via private treaty for cash. This also assumes 28,012,245 New Genesis Shares issued to Magnetic shareholders (including holders of performance rights that vest) the proposed Scheme; 5. These voting takings also restrict the shareholders from disposing of, or encumbering, the Magnetic shares the subject of the taking, and from acquiring further relevant interests in Magnetic shares. The shareholders are able to terminate the takings in the event of a superior proposal (after giving effect to Genesis' matching rights) or if the independent expert concludes that the Scheme is not in the best interests of Magnetic shareholders; 6. All stated dates and times are indicative only and subject to change, necessary approvals and Court availability. Any changes to the above timetable will be announced to ASX and will be available on Genesis' and Magnetic's profiles on the ASX website.

Strategic rationale



VISION AND VALUES

“The trusted Australian gold miner - Progressive, high quality, +500koz pa**”

Fill the vacuum with premium “Aussie-leader” characteristics

Our **Core Values** drive our culture and leadership - **“ASPIRE”**

Accountable
Sustainable
People First
Integrity
Results
Empower

DELIVER SUPERIOR TSR



PEOPLE FIRST

We mine safely - Protecting our people, our environment, our communities

“One-stop shop” for career development

Remuneration aligned with shareholder returns

Strong focus on community engagement

Loyal, engaged and committed for the long term

Thinking and acting like OWNERS

Target = 100% of employees own GMD shares



PRODUCTION GROWTH

Relentless focus on operational execution and delivery

Industry-leading, profitable production growth

Year-on-year
Leonora + Laverton
FY26 260-290koz pa
+ Tower Hill
+ Lady Julie... **“ASPIRE 500”**

Assets and people in place

Sustainable:

+10 year mine life on Reserves; Exploration



LOWER COSTS

Declining all-in sustaining costs

Increasing production alleviates industry cost pressures

Declining all-in-costs[^]

Potential mill expansions to reduce milling and ore haulage costs (Tower Hill to Laverton mill)

As growth targets are achieved and growth capital rolls-off

Structural cost improvement from high grade Tower Hill open pit development

“Future-proofing” - Making margins more resilient to price cycles



M&A

Discipline first - Track record of sensible accretive M&A

*Strategy, process, team / capabilities, quality, **value per share***

Key tenet is to up-tier the portfolio

Constantly ranking assets we own v assets we don't own

Regional synergies with “home ground advantage”

“Bolt-on” opportunities - Leverage existing infrastructure and improve life-of-mine plans

Divestment of non-core assets

PROGRESSIVE ESG

* Aspirational goal. ^ New mill at Leonora and potential expansion in milling capacity at Laverton to reduce unit milling and ore haulage costs.

- ▶ District dominance - **Regional synergies** with “home ground” advantage
- ▶ Genesis’ **dominant position** in the Leonora District...
- ▶ ...**now mirrored** in the Laverton District
- ▶ **Baseload - Gwalia, Tower Hill, Lady Julie and Jupiter** deposits plus “top-ups”
- ▶ **Two operating mills** - Leonora and Laverton; **Total 4.4Mtpa**; **Studies into expanding plant capacity well advanced**

The image is a satellite map of a rugged, mountainous region in Western Australia, characterized by reddish-brown soil and sparse vegetation. Several geological features are marked with dashed white lines and labels: 'Perseverance Fault' on the left, 'Kathu - Kulkenny Fault' in the center, and 'Gola Fault System' and 'Lull System' on the right. Four specific mine areas are highlighted with colored boxes and text labels:

- LEONORA (GMD)**: 120Mt @ 2.9g/t for 9.7Moz¹ (olive green box, bottom left)
- LAVERTON (GMD + Lady Julie)**: 164Mt @ 1.6g/t for 8.4Moz² (olive green box, top right)
- Granny Smith (Gold Fields)**: 35Mt @ 5.6g/t for 6.3Moz³ (maroon box, center right)
- Sunrise Dam (AngloGold Ashanti)**: 100Mt @ 1.9g/t for 6.1Moz⁴ (maroon box, bottom right)

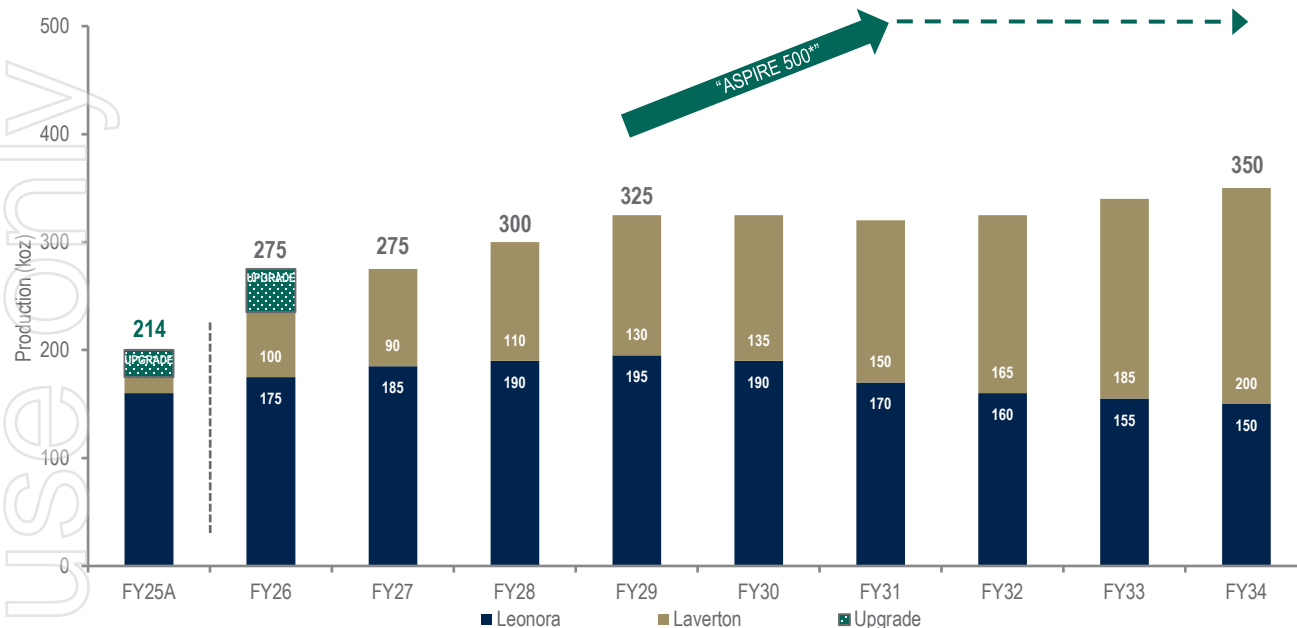
8

Strategic rationale



Uplift to 500:

BASE PLAN (March 2024)^{1,2} to be updated post-completion of Magnetic transaction



FY26 outlook 260 - 290koz at AISC A\$2,500 - A\$2,700/oz, growth capital A\$220-240m, exploration A\$40-50m^{3,4}

BASE CASE PLAN assumed current 4.4Mtpa group milling capacity with Tower Hill milled at Laverton (~100km haul)

Genesis to build new Tower Hill mill; 3.5-4.0Mtpa, capital cost A\$250-280m; Existing Leonora mill into care and maintenance

Magnetic acquisition paves the way for an uplift in growth strategy... NOW "ASPIRE 500"

- Bolsters ongoing studies into expanding the milling capacity at Laverton to 4.5-5.0Mtpa
- Group milling capacity potentially to 8-9Mtpa

UPDATED LONG-TERM PLAN to include details:

- Updated long-term production and cost assumptions / FY27 guidance
- Tower Hill ore processing at new Tower Hill mill
- Introduction of initial Focus assets (acquired in June 2025) into existing Laverton mill
- Options to expand Laverton milling capacity to cater for Focus and Magnetic assets

1. Refer GMD ASX announcement 21st March 2024 "Growth strategy underpinned by robust Reserves" for the material assumptions relating to the production target. There is a low level of geological confidence associated with Inferred Mineral Resources and there is no certainty that further exploration work will result in the determination of Indicated Mineral Resources or that the production target itself will be realised; The Company confirms that all the material assumptions pinning the production target reported in the Company's initial report continue to apply and have not changed materially; 2. FY26-29 production at mid-point (within a range of +/-7.5%); FY26 AISC at mid-point (within a range of +/- A\$100/oz); 3. GMD ASX announcement 21st August 2025 "Abundant cashflow and +4Moz Reserve sets up GMD for growth" for FY26 outlook; 4. GMD ASX announcement 29th January 2026 "Quarterly Activities Report - December 2025 for revised FY26 growth capital guidance; *Aspirational goal (and not a production target).

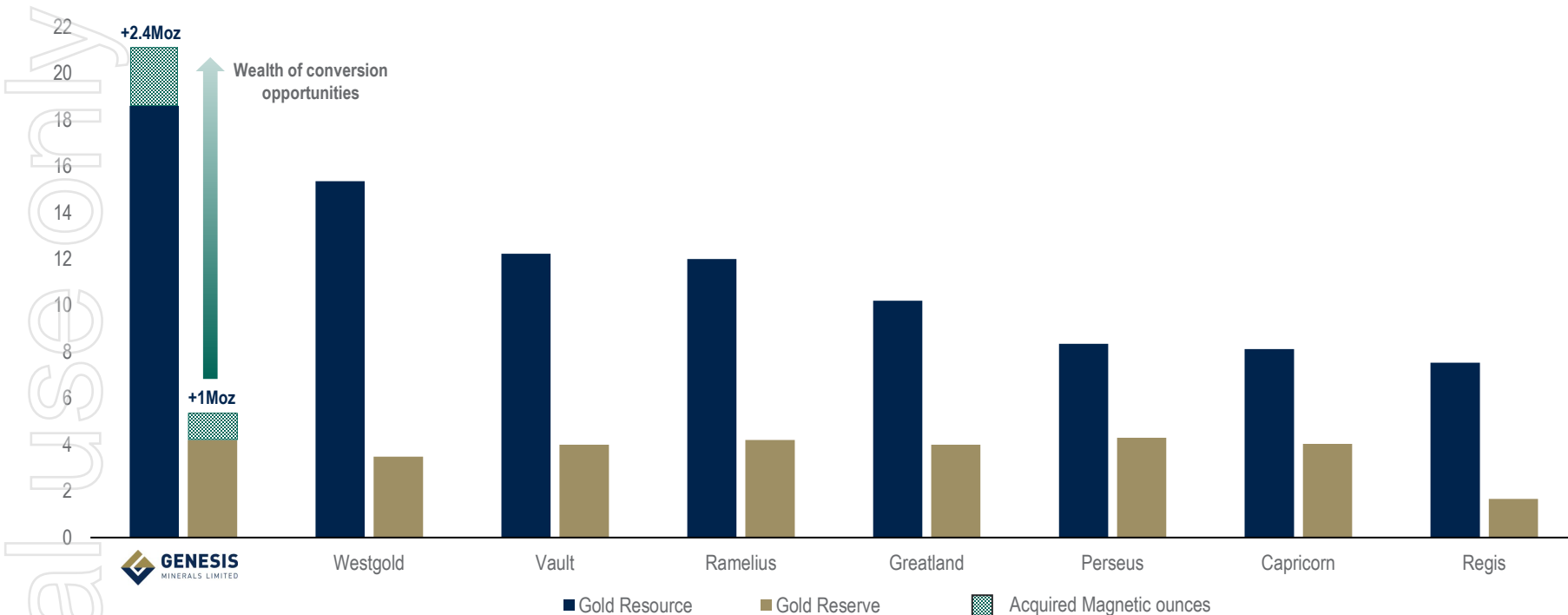
Strategic rationale



Accretive ounces:

Industry-leading Resources and Reserves (Moz)¹

↑ Northern Star / Evolution



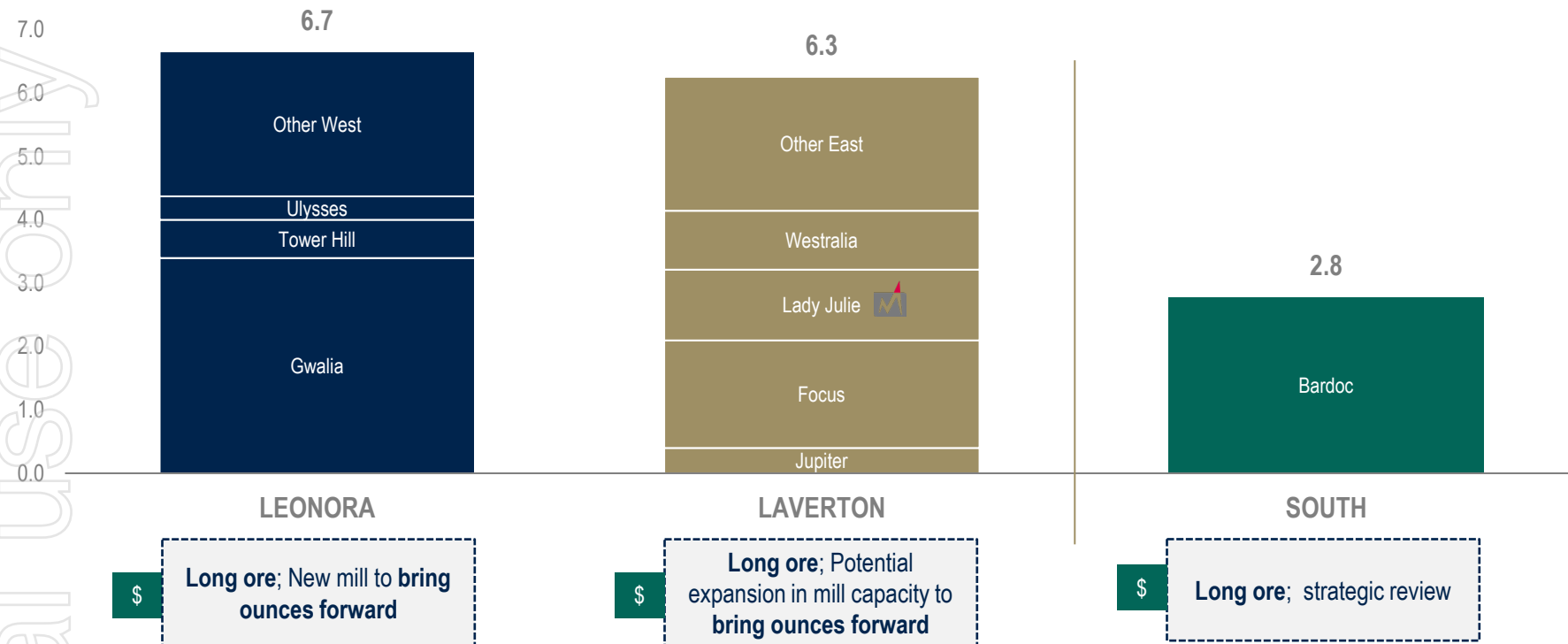
Peer group includes +A\$5b ASX-listed companies; 1. Refer to Appendix E;

Strategic rationale



~16Moz of conversion opportunities:

Resources NOT in Reserves (Moz) ^{1,2}



Strategic rationale



“WIN / WIN” for all:

Benefits for Genesis shareholders

- ✓ Strategic acquisition of Lady Julie with **~2.2Moz¹ Resource proximal to Genesis' existing 3Mtpa Laverton mill**
- ✓ Paves the way for an **uplift in Genesis' growth strategy to “ASPIRE 500”**; further pinning ongoing studies into expanding the Laverton mill capacity
- ✓ **Step change in Laverton Resource** (~40% increase)
- ✓ Expands Genesis' Laverton development and exploration footprint, adding valuable Resources and highly prospective exploration targets
- ✓ **Scheme consideration reduces dilution** allowing GMD to retain **strong liquidity position** ensuring well capitalised to fund growth initiatives across Leonora and Laverton
- ✓ Current Lady Julie pit size and extensional upside are curtailed by the MAU / GMD tenement boundary; **Removing this boundary presents a genuine synergy for both sets of shareholders**

Benefits for Magnetic shareholders

- ✓ Provides a liquidity event with an immediate attractive premium
- ✓ **Continued upside exposure in a significantly larger, highly liquid, and more diversified ASX100 entity**
- ✓ **Consideration structure provides optionality** for Magnetic shareholders to elect cash vs scrip or a mix (subject to limits)
- ✓ **De-risks Lady Julie's funding and development by leveraging** Genesis' balance sheet, proven technical and development expertise (i.e. open pit expertise and GMS internal mining services division)
- ✓ Current Lady Julie pit size and extensional upside are curtailed by the MAU / GMD tenement boundary; **Removing this boundary presents a genuine synergy for both sets of shareholders**

1. Refer to MAU ASX Announcement entitled “Lady Julie Gold Project Exceeds 2.24Moz – Updated” available at <https://cdn-api.markitdigital.com/apiman-gateway/ASX/asx-research/1.0/file/2924-03047553-6A1307726&v=undefined>. 2. Calculated on the basis of the Default Consideration, based on Genesis' closing share price on the ASX of \$56.87 per share on 13 February 2026. The implied value of the Default Consideration and the Maximum Scrip Consideration will change with fluctuations in the Genesis' share price. 3. Based on Magnetic's 295,454,516 fully paid ordinary shares, 20,418,862 nil-paid Contributing Shares and 5,000,000 performance rights and 1,142,328,193 Genesis ordinary shares currently outstanding. Excludes Magnetic's 3,750,000 unlisted options, which are intended to be cancelled via private treaty for cash. This also assumes 28,012,245 New Genesis Shares issued to Magnetic shareholders (including holders of performance rights that vest) the proposed Scheme.

People First, Sustainable



Building long-term traditional owner and community relationships:

- ▶ **Outstanding progress** in recent months including:
 - **Native Title Mining and Heritage Agreements** with:
 - **Nyalpa Pirniku Traditional Owners** (Laverton)
 - **Darlot Traditional Owners** (Leonora)
 - **Community Development Agreement with the Shire of Leonora**; Discussions way with Laverton Shire
- ▶ **Acquisition increases Genesis' strategic presence in the Laverton District, focus points remain:**
 - **Ensuring sustainable, respectful and responsible practices**
 - **Protecting cultural heritage**
 - **Supporting economic development through local business engagement opportunities**
 - **Developing local skills and opportunities through education, training and development pathways**

Nyalpa Pirniku signing event



Reflecting Genesis' CORE VALUES



People First
Protect. Respect. Support.



Sustainable
Responsible actions. Positive impact.
Long Term.

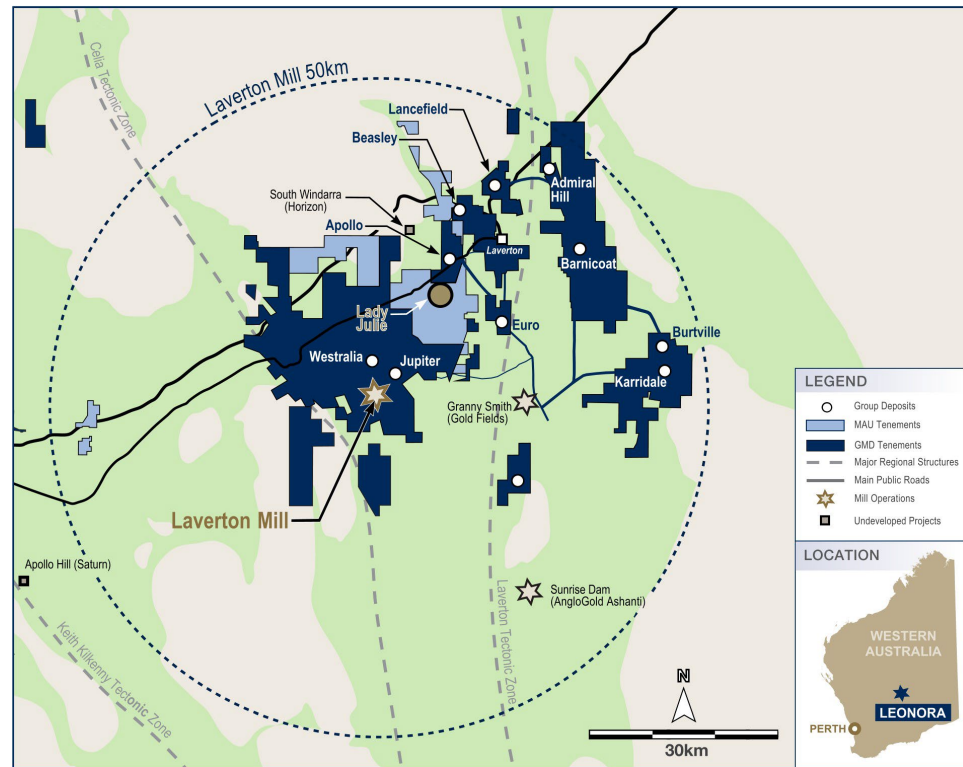
Introducing Lady Julie



Bolstering Genesis' Laverton inventory and production outlook:

- ▶ Group Resources 2.4Moz @ 1.7g/t¹; **Flagship Lady Julie project Resources 2.2Moz @ 1.8g/t¹ and Reserves 18Mt @ 1.7g/t for 1.0Moz¹**
- ▶ Clear potential for **Lady Julie to supply open pit and ground ore to Genesis' operating 3Mtpa Laverton mill ~20km away**
- ▶ Highlights of **Magnetic's July 2025 Feasibility Study²** included:
 - 19.8Mt ore mined over a 9-year life
 - 12:1 strip ratio
 - 92% metallurgical recovery
- ▶ **Lady Julie borders Genesis' recently acquired Focus tenure; Substantial synergies and cost savings** will be unlocked by combining the assets into a single open pit operation as opposed to two separate neighbouring operations
- ▶ Planned operations **on granted Mining Leases with Native Title in place and Mining Approvals advancing**
- ▶ Opportunity to **de-risk Lady Julie development leveraging Genesis' mining expertise** including the low-cost Genesis Mining Services (GMS) and **potentially expanded milling capacity at Laverton**

Magnetic "Bolt-on" - Substantial synergies and cost savings



1. Refer to Appendix B; 2. Refer to MAU ASX Announcement 23rd July 2025 "Feasibility Study Confirms Robust Economics for Lady Julie".

Introducing Lady Julie



Rapid fire drill success with the drill bit...

Greatest hits - Wealth of thick, high-grade drill intercepts¹

61m @ 4.5g/t

39m @ 6.2g/t

19m @ 9.5g/t

35m @ 4.9g/t

34m @ 4.6g/t

24m @ 6.1g/t

24m @ 5.7g/t

4m @ 2.6g/t

23m @ 4.9g/t

64m @ 1.7g/t

32m @ 3.5g/t

30m @ 3.5g/t

21m @ 4.7g/t

27m @ 3.6g/t

20m @ 4.5g/t

47m @ 1.9g/t

31m @ 2.7g/t

6m @ 13.0g/t

41m @ 1.9g/t

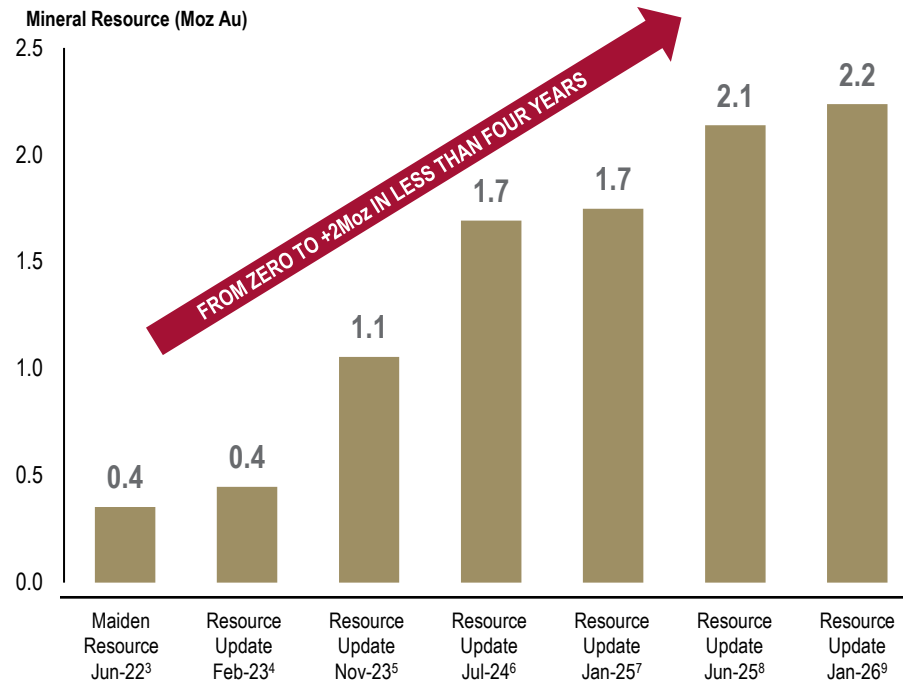
21m @ 3.5g/t

12m @ 5.9g/t

19m @ 3.7g/t

...leading to rapid Resource growth:

Resource growth - Lady Julie²

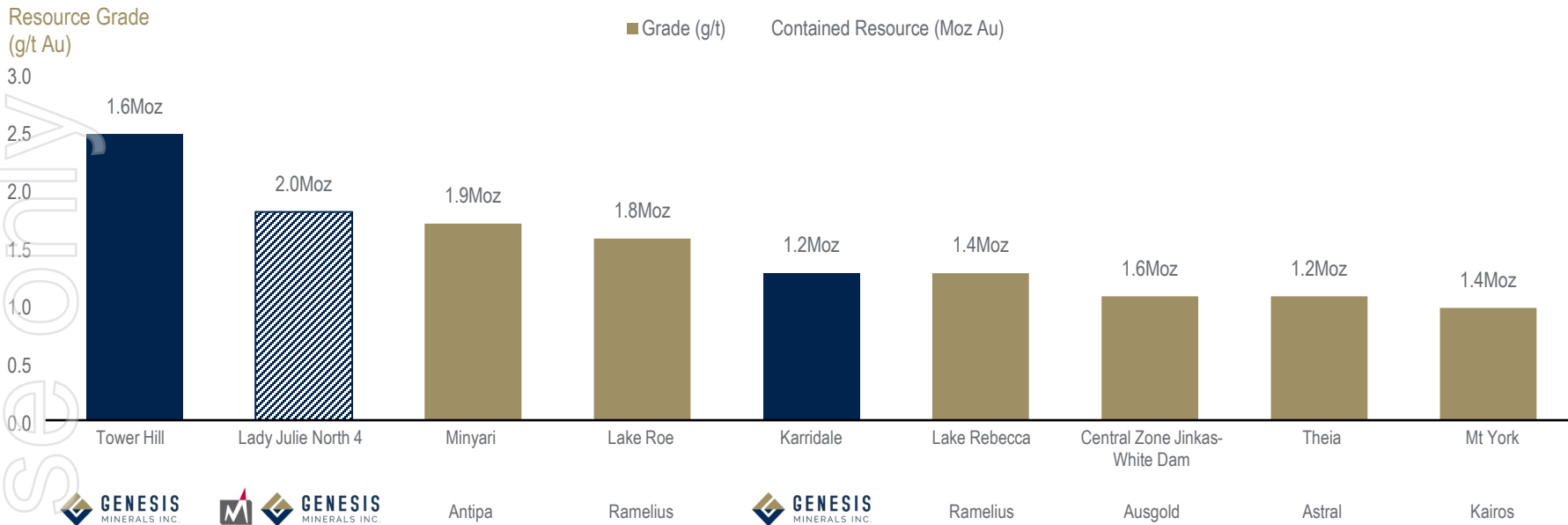


¹ Refer to MAU ASX Announcement 12th January 2026 "Multiple Intersections Show Potential To Extend The Size Of The 1.94Moz LJN4 Deposit"; ² Lady Julie Mineral Resource Estimates includes Lady Julie North 4, Lady Julie Central and Hawks Nest 9; ³ Refer to MAU ASX Announcement 27th June 2022 "Maiden Mineral Resource Estimate"; ⁴ Refer to MAU ASX Announcement 3rd February 2023 "Expands Mineral Resource Estimate"; ⁵ Refer to MAU ASX Announcement 23rd November 2023 "Significant 107% Increase of Mineral Resource Ounces at Laverton Project"; ⁶ Refer to MAU ASX Announcement 2nd July 2024 "LJN4 the Next Cornerstone Deposit in the Laverton Region - 1.49Moz Resource and Still Growing"; ⁷ Refer to MAU ASX Announcement 20th January 2025 "Retraction of Production Targets"; ⁸ Refer to MAU ASX Announcement 23rd June 2025 "Lady Julie Resource Significantly Increases to 2.14Moz"; ⁹ Refer to MAU ASX Announcement 19th January 2026 "Lady Julie Gold Project Exceeds 2.24Moz".

Introducing Lady Julie



Simple, high grade, open pit development projects in Western Australia



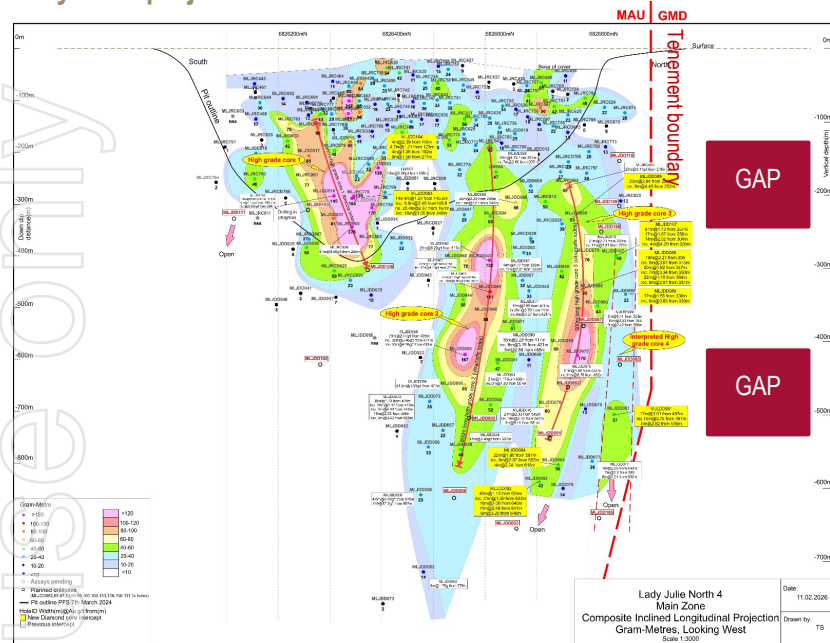
► Enviabile quinella of **scale (+1Moz)** and **grade (+1g/t)**

► **Genesis has 3x: Tower Hill, Lady Julie and Karridale**

Introducing Lady Julie

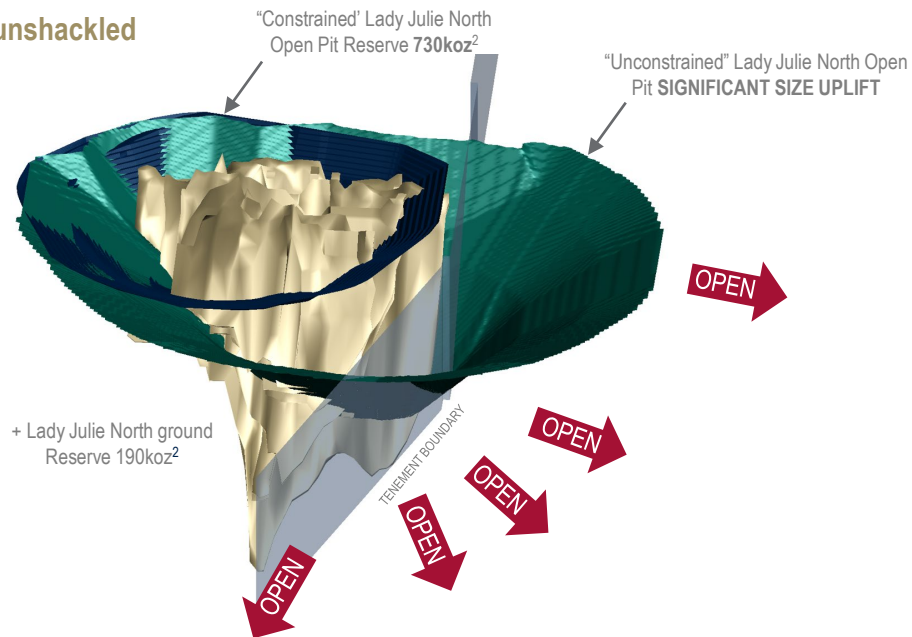
BIG becomes BIGGER:

Lady Julie projection¹...



- Simple, high grade, +1Moz open pits in W.A are rare; Lady Julie pit 1.0Moz @ 1.7g/t in Reserve²
- Pit size and extensional upside curtailed by tenement boundary

...unshackled



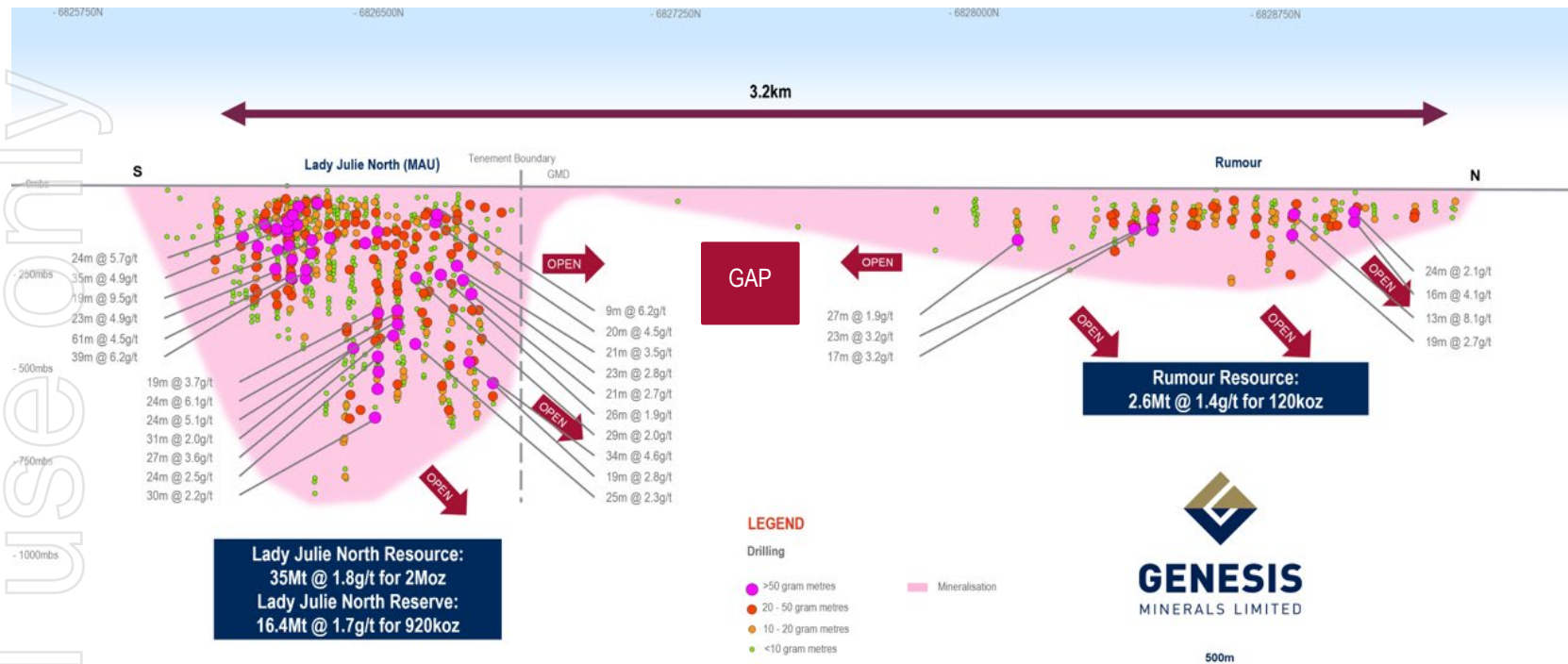
+ Lady Julie North ground Reserve 190koz²

- GENUINE SYNERGY - Remove tenement boundary
- No drilling required / instant gratification - Significant uplift in pit size
- Add drilling - Immediate extensional upside - Open north and down plunge

Introducing Lady Julie

Lady Julie North / Rumour undrilled gap:

Spread the Rumour^{1,2}



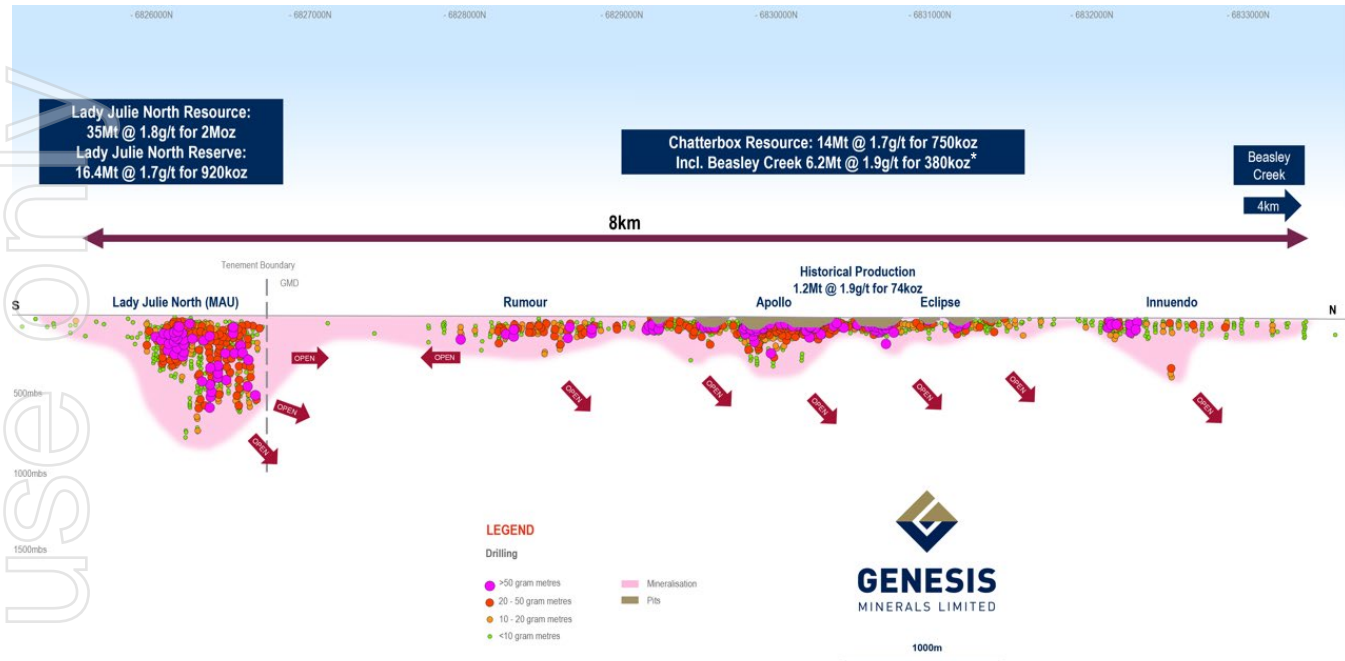
► Acquisition removes the tenement boundary constraint

1. Refer to MAU ASX Announcement 12th January 2026 "Multiple Intersections Show Potential To Extend The Size Of The 1.94Moz LJN4 Deposit"; 2. Refer to GMD ASX Announcement 26th May 2025 "Acquisition of Laverton Gold Project".

Introducing Lady Julie

Chatterbox Trend:

Plenty to talk about...



- ▶ **Geological structure running from Genesis' Chatterbox deposits in the north, through Lady Julie, extending south towards Gold Fields' world class Wallaby deposit**
- ▶ **Gold is hosted in intensely altered and sheared sediments, with significant mineralisation in the footwall at Lady Julie - This new horizon is largely untested along Genesis' Chatterbox tenure¹**
- ▶ **Compelling exploration upside:**
 - **Along strike** e.g. undrilled gap between Lady Julie North and Rumour
 - **Down dip** - Lady Julie open at 800m depth, rest of Chatterbox untested below 300m

1. Refer to GMD ASX Announcement 26th May 2025 "Acquisition of Laverton Gold Project"; *Beasley Creek includes Beasley Creek and Beasley Creek South.

Introducing Lady Julie

Genesis' immediate priorities:

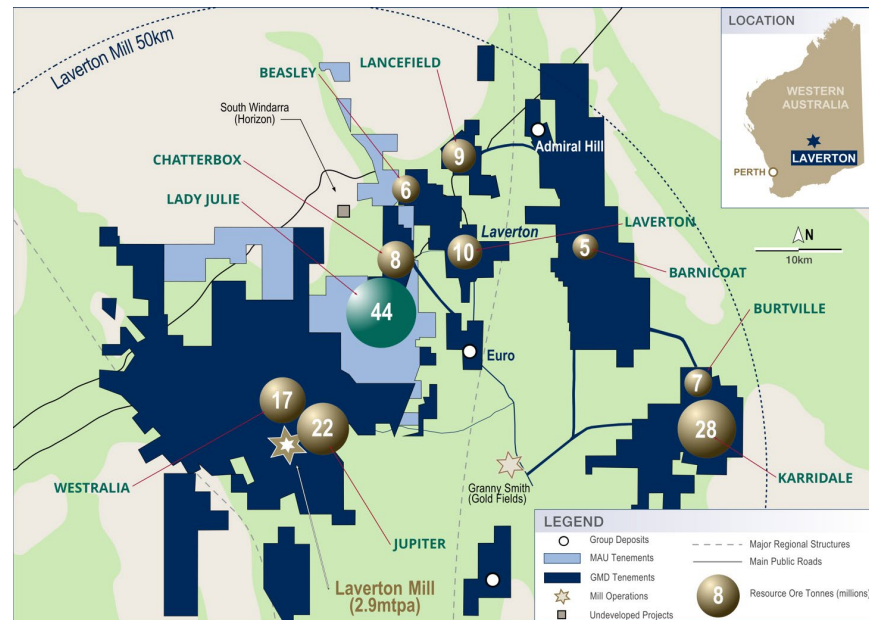
- ▶ **Drill Focus tenure immediately north of Magnetic tenure**
- ▶ **Review mining studies** - Pit optimisation, mine design (including unconstrained big pit, ground transition), costs, application of GMS
- ▶ **Finalise Mining Approvals**
- ▶ Add dewatering bores / pipelines back to Genesis' Laverton mill
- ▶ **Studies into expanding the Laverton milling capacity to 4.5-5.0Mtpa, including:**

Expansion of existing 3.0Mtpa mill

New standalone mill option closer to centre of gravity:

- Focus (Resources 74Mt / 4.0Moz¹)
- Lady Julie (Resources 39Mt / 2.2Moz²)
- Flotation and fine grind to optimise treatment of Lady Julie ore

Laverton - Shifting centre of gravity (Resource distribution^{1,2})



Transaction funding



Underpinned by record production and record cash flow:

- ▶ Cash component of transaction **funded via existing cash and undrawn corporate revolving cash advance facility of A\$690m^{1,4} at 31st January**

- ▶ Funding ability reflects **soaring underlying² cash generation from record gold production:**

- **A\$271m June half 2025³**

- **A\$382m December half 2025³**

- **A\$83m January month 2026^{4^}**



**+A\$736m over
13 months**

[^]Outstanding production and underlying cash generation for January 2026: Gold production 23koz, driven by record 292kt Laverton mill throughput

Filling the gap

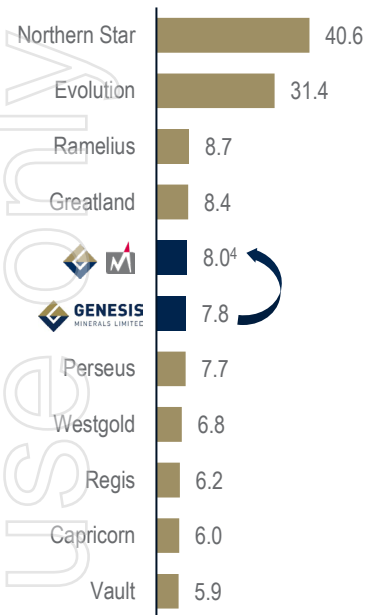


- ▶ We have a **simple business, 100% focused on Leonora / Laverton** in Western Australia
- ▶ We have the **people, assets and balance sheet to deliver “ASPIRE 500”**
- ▶ **Lady Julie completes the Leonora / Laverton puzzle**
- ▶ We play the **“long game”**:
 - **Long ore**; Studies continue to bring ounces forward
 - **Strategic management team**
 - **Future-proofing** through the gold price cycle
- ▶ We are **“filling the gap” between the ASX 50 gold producers and the rest**

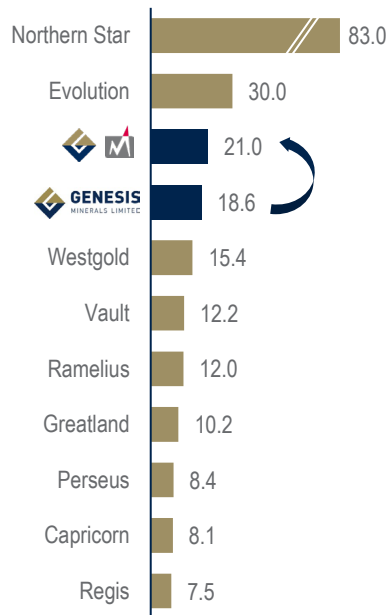
Filling the gap...

...between the “big end of town” and the rest:

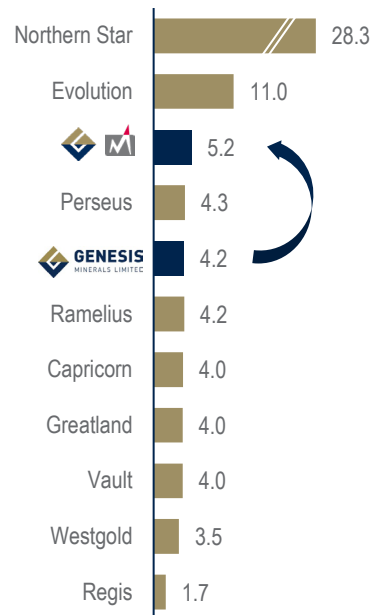
Market Capitalisation (A\$b)¹



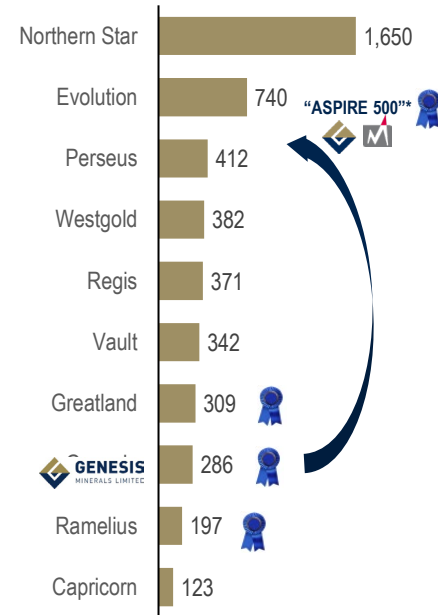
Mineral Resources (Moz Au)²



Ore Reserve (Moz Au)²



FY26E Production (koz Au)³



≡ 100% of producing assets located inside a 100km radius in Western Australia

Includes +A\$b ASX-listed companies; 1. Market Capitalisation sourced from CAPIQ as at 13 February 2026; 2. Refer to Appendix E for Mineral Resource and Ore Reserve estimate and associated source; 3. Consensus FY26E Production sourced from CAPIQ at 13 February 2026; 4. Pro forma Genesis assumes ~1,170 million shares on issue post Scheme and based on current Genesis close price of A\$6.87 at 13 February 2026 (Refer to Appendix C); * Aspirational goal.

APPENDIX A - Genesis Resources and Reserves*



2025 Mineral Resource estimate

Deposit		Measured			Indicated			Inferred			Total		
		Tonnes (000's)	Grade (g/t Au)	Ounces (000's)	Tonnes (000's)	Grade (g/t Au)	Ounces (000's)	Tonnes (000's)	Grade (g/t Au)	Ounces (000's)	Tonnes (000's)	Grade (g/t Au)	Ounces (000's)
Leonora													
Gwalia Total	JORC 2012	3,700	4.3	520	19,000	5.2	3,200	4,500	5.4	790	28,000	5.1	4,500
Harbour Lights	JORC 2012	-	-	-	13,000	1.7	670	1,200	2.0	73	14,000	1.7	750
Tower Hill Total	JORC 2012	-	-	-	19,000	2.4	1,400	2,100	3.0	200	21,000	2.5	1,600
Ulysses	JORC 2012	1,500	3.8	180	3,600	3.5	400	1,400	3.2	140	6,400	3.5	720
Admiral Group	JORC 2012	-	-	-	4,700	1.4	220	2,300	1.1	83	7,000	1.3	300
Orient Well Group	JORC 2012	-	-	-	3,700	1.1	130	4,300	1.1	160	8,000	1.1	290
Cardina West Group	JORC 2012	-	-	-	7,200	1.2	270	2,500	1.1	85	9,700	1.1	360
Leonora Other	JORC 2012	160	-	24	10,000	1.6	530	13,000	1.4	580	23,000	1.5	1,100
Total Leonora		5,400	4.2	720	80,000	2.9	6,900	31,000	2.6	2,100	120,000	2.9	9,700
Laverton													
Westralia Group	JORC 2012	-	-	-	12,000	2.5	940	5,600	2.0	360	17,000	2.3	1,300
Jupiter Group	JORC 2012	-	-	-	12,000	1.0	360	8,900	0.9	270	20,000	1.0	620
Lancefield UG	JORC 2012	-	-	-	-	-	-	3,900	6.3	790	3,900	6.3	790
Karridale	JORC 2012	-	-	-	22,000	1.4	970	5,600	1.2	220	28,000	1.3	1,200
Beasley Creek	JORC 2012	-	-	-	3,700	2.0	240	390	1.6	21	4,100	2.0	260
Laverton Other	JORC 2004/2012	390	1.7	21	23,000	1.5	1,100	18,000	1.1	650	42,000	1.3	1,800
Total Laverton		390	1.7	21	73,000	1.5	3,600	42,000	1.7	2,300	120,000	1.6	6,000
Bardoc													
Aphrodite	JORC 2012	-	-	-	10,000	2.8	930	13,000	1.7	690	23,000	2.2	1,600
Zoroastrian	JORC 2012	-	-	-	4,500	2.4	350	2,500	2.2	180	7,000	2.3	520
Excelsior	JORC 2012	-	-	-	9,600	1.0	310	1,700	0.8	41	11,000	1.0	350
Bardoc Satellite Open Pits	JORC 2012	150	2.2	11	4,300	1.6	220	4,100	1.3	170	8,500	1.5	400
Total Bardoc		150	2.3	11	29,000	2.0	1,800	21,000	1.6	1,100	50,000	1.8	2,900
Group Total		5,900	4.0	750	180,000	2.1	12,000	94,000	1.8	5,500	280,000	2.1	18,600

* "Laverton Other" inclusive of a 230koz historical JORC 2004 estimate, refer slide 5 for the relevant cautionary statement.

Notes: All figures reported to two significant figures. Rounding errors may occur. Mineral Resources are inclusive of Ore Reserves. Rounding may result in apparent summation differences between tonnes, grade and contained metal content.

2025 Ore Reserve estimate

Project	Proved			Probable			Total		
	Tonnes (000's)	Grade (g/t Au)	Ounces (000's)	Tonnes (000's)	Grade (g/t Au)	Ounces (000's)	Tonnes (000's)	Grade (g/t Au)	Ounces (000's)
Leonora									
Gwalia	310	5.6	56	6,400	5.3	1,100	6,800	5.3	1,100
Tower Hill	-	-	-	15,000	2.0	1,000	15,000	2.0	1,000
Admiral Group	-	-	-	1,700	1.5	80	1,700	1.5	80
Orient Well Group	-	-	-	3,900	1.2	150	3,900	1.2	150
Ulysses Open Pit	820	2.6	69	620	1.9	38	1,400	2.3	110
Ulysses Underground	450	4.1	59	1,600	3.6	180	2,000	3.7	240
Bruno Lewis	-	-	-	5,000	1.0	170	5,000	1.0	170
Redcliffe Group	150	4.0	19	1,000	2.7	87	1,200	2.8	110
Total Leonora	1,700	3.7	200	36,000	2.4	2,800	37,000	2.5	3,000
Laverton									
Jupiter Group	-	-	-	7,700	0.9	220	7,700	0.9	220
Westralia Group	-	-	-	8,200	1.4	370	8,200	1.4	370
Lancefield Open Pit	-	-	-	800	1.6	41	800	1.6	41
Karridale	-	-	-	9,300	1.0	310	9,300	1.0	310
Beasley Creek	-	-	-	3,500	1.8	200	3,500	1.8	200
Total Laverton	-	-	-	30,000	1.2	1,100	30,000	1.2	1,100
Bardoc									
Zoroastrian	-	-	-	790	3.8	97	790	3.8	97
Total Bardoc	-	-	-	790	3.8	97	790	3.8	97
Grand Total	1,700	3.7	200	66,000	1.9	4,000	68,000	1.9	4,200

Notes: All figures reported to two significant figures. Rounding errors may occur. Mineral Resources are inclusive of Ore Reserves. Rounding may result in apparent summation differences between tonnes, grade and contained metal content.

APPENDIX B - Magnetic Resources and Reserves*



Mineral Resource estimate

Deposit	Indicated			Inferred			Total		
	Tonnes (000's)	Grade (g/t Au)	Ounces (000's)	Tonnes (000's)	Grade (g/t Au)	Ounces (000's)	Tonnes (000's)	Grade (g/t Au)	Ounces (000's)
Magnetic									
LJN4 (Open Pit)	26,000	1.8	1,500	4,300	1.7	230	31,000	1.8	1,800
LJN4 (Underground)	2,100	2.3	150	2,000	2.0	130	4,000	2.2	280
LJN4 Total	28,000	1.8	1,700	6,200	1.8	360	35,000	1.8	2,000
LJC	790	2.0	50	540	1.3	22	1,300	1.7	72
HN9	2,000	1.3	83	1,200	1.3	48	3,200	1.3	130
LJGP Total	31,000	1.8	1,800	7,900	1.7	430	39,000	1.8	2,200
Other MAU	840	0.9	25	4,200	1.2	160	5,000	1.1	180
Magnetic Total	32,000	1.8	1,800	12,000	1.5	580	44,000	1.7	2,400

Notes: All figures reported to two significant figures. Rounding errors may occur. Mineral Resources are inclusive of Ore Reserves. Rounding may result in apparent summation differences between tonnes, grade and contained metal content.

Ore Reserve estimate

Project	Probable			Total		
	Tonnes (000's)	Grade (g/t Au)	Ounces (000's)	Tonnes (000's)	Grade (g/t Au)	Ounces (000's)
Magnetic						
LJN4 (Open Pit)	14,300	1.6	730	14,300	1.6	730
LJN4 (Underground)	2,100	2.9	190	2,100	2.9	190
LJN4 Total	16,400	1.7	920	16,400	1.7	920
LJC (Open Pit)	800	1.8	40	800	1.8	40
HN9 (Open Pit)	800	1.2	30	800	1.2	30
LJGP Total	18,000	1.7	1,000	18,000	1.7	1,000

Notes: All figures reported to two significant figures. Rounding errors may occur. Mineral Resources are inclusive of Ore Reserves. Rounding may result in apparent summation differences between tonnes, grade and contained metal content.

APPENDIX C - Pro forma Genesis



Pro forma Genesis market capitalisation of A\$8.0b and 21Moz Au Mineral Resource base

		Genesis	Magnetic	pro forma Genesis
Share Price / Offer Price ¹	A\$/share	6.87	2.00	6.87
Shares Outstanding ²	#	1,142.3	320.9	1,170.4 ³
Market Capitalisation	A\$m	7,847.8	641.7	8,040.2
Cash & Bullion (31 Jan 25)	A\$m	434.7 ⁴	35.4 ⁵	225.1 ⁶
Listed Investments ⁷	A\$m	30.3	-	30.3
Debt (31 Dec 25) ⁷	A\$m	-	-	200.0 ⁸
Enterprise Value	A\$m	7,444.2	606.3	8,046.5
Mineral Resources ⁹	Moz Au	18.6	2.4	21.0
Ore Reserves ⁹	Moz Au	4.2	1.0	5.2

pro forma cash and debt figures are indicative assuming total cash consideration of A\$445m is funded via A\$245m cash and A\$200m corporate revolver cash advance. **Genesis retaining the right to elect the funding composition of the total cash consideration across available cash and corporate revolving cash advance facility**

1. Genesis last close price as at 13 February 2026; 2. Based on Genesis' ordinary shares (1,142,328,193, undiluted), Magnetic's ordinary shares (295,454,516), contributing shares (20,418,862) and Magnetic performance rights (5,000,000); 3. Magnetic shares outstanding (~320.9m) converted into Genesis shares assuming exchange ratio of 0.0873; 4. Refer to GMD ASX Announcement 29th January 2026 "Genesis Quarterly Activities Report – December 2025" available at <https://cdn-api.markitdigital.com/apiman-gateway/ASX/asx-research/1.0/file/2924-03050071-6A1308998&v=undefined>; 5. Cash, bullion and listed investments of A\$403.6 million; January 2026 underlying cash generation of ~A\$83 million before investing A\$22 million in growth and exploration; excludes GMD listed investments of A\$30.3 million; 6. Refer to MAU ASX Announcement 27th January 2026 "Quarterly Appendix 5B Cash Flow Report"; 7. For purpose of analysis assumed A\$245m cash utilised towards total cash consideration of ~A\$445m (excluding transaction costs); 8. Genesis listed investment value as at 31 December 2025 (Refer to GMD ASX Announcement 29th January 2026 "Quarterly Activities Report – December 2025"; Magnetic has no listed investments; 9. As at the date of this announcement neither Genesis nor Magnetic have any outstanding debt; 10. For purpose of analysis assumed A\$200m of available A\$225m corporate revolving cash advance facility utilised towards total cash consideration of ~A\$445m; 11. Refer to Appendix A and B for Genesis and Magnetic Mineral Resources Estimates and Ore Reserve Estimates.

APPENDIX D - Scheme timetable



Event ¹	Indicative Dates
Announcement of Scheme	16 February 2026
Draft Scheme Booklet lodged with ASIC	Early-Mid April 2026
First Court Date for Scheme	Late April 2026
Scheme Booklet registered by ASIC and released on ASX	Late April 2026
Scheme Booklet dispatched to Magnetic Shareholders	Late April - Early May 2026
Scheme Meeting	Late May - Early June 2026
<i>If the Scheme is approved by Magnetic Shareholders</i>	
Second Court Date	Late May - Early June 2026
Effective Date	Early June 2026
Scheme Record Date	Early June 2026
Implementation Date	Early - Mid June 2026

¹ All stated dates and times are indicative only and subject to change, necessary approvals and Court availability. Any changes to the above timetable will be announced to ASX and will be available Genesis' and Magnetic's profiles on ASX.

APPENDIX E - Peer data



Resource and Reserves - Peer companies

Company	Ticker	Market Capitalisation A\$b	Mineral Resource Moz Au	Ore Reserve Moz Au	Source: Mineral Resource and Ore Reserve Source - ASX announcements
Northern Star ¹	NST	40.6	83.0	28.3	15 th May 2025 Northern Star "Annual Mineral Resources and Ore Reserves Statement" 4 th April 2025 DeGrey "Quarterly Activities Report"
Evolution	EVN	31.4	30.0	11.0	6 th June 2025 "Annual Mineral Resources and Ore Reserves Statement as at 31 December 2024"
Ramelius	RMS	8.7	12.0	4.2	2 nd February 2026 "Investor Presentation - Growth Pathway to +500koz"
Capricorn ²	CMM	6.0	8.1	4.0	29 th January 2026 "Quarterly Activities/Appendix 5B Cash Flow Report"
Vault	VAU	5.9	12.2	4.0	21 st January 2026 "Quarterly Activities Report"
Regis	RRL	6.2	7.5	1.7	20 th May 2025 "Mineral Resource, Ore Reserve and Exploration Update"
Westgold ³	WGX	6.8	15.4	3.5	21 st January 2026 "December 2025 Quarterly Results"
Perseus ⁴	PRU	7.7	8.4	4.3	21 st August 2025 "Perseus Mining Updates Mineral Resources and Ore Reserve Estimates"
Greatland	GGP	8.4	10.2	4.0	1 st December 2025 "Havieron Project Feasibility Study Presentation"

Rounding errors may occur. Mineral Resources are inclusive of Ore Reserves. 1. Mineral Resource and Ore Reserve Estimate includes Hemi Project, excludes Central Tanami JV given divestment of project; 2. Mineral Resource and Ore Reserve Estimates includes Warriedar Golden Range and Fields Find Project, excludes Big Springs Project as being considered non-core by Capricorn in announcement from 29 January 2026; 3. Mineral Resource excludes Mt Henry Project given divestment of project; 4. Mineral Resource and Ore Reserve Estimate excludes Meyas Sand Gold Project.

APPENDIX F - Undeveloped gold projects



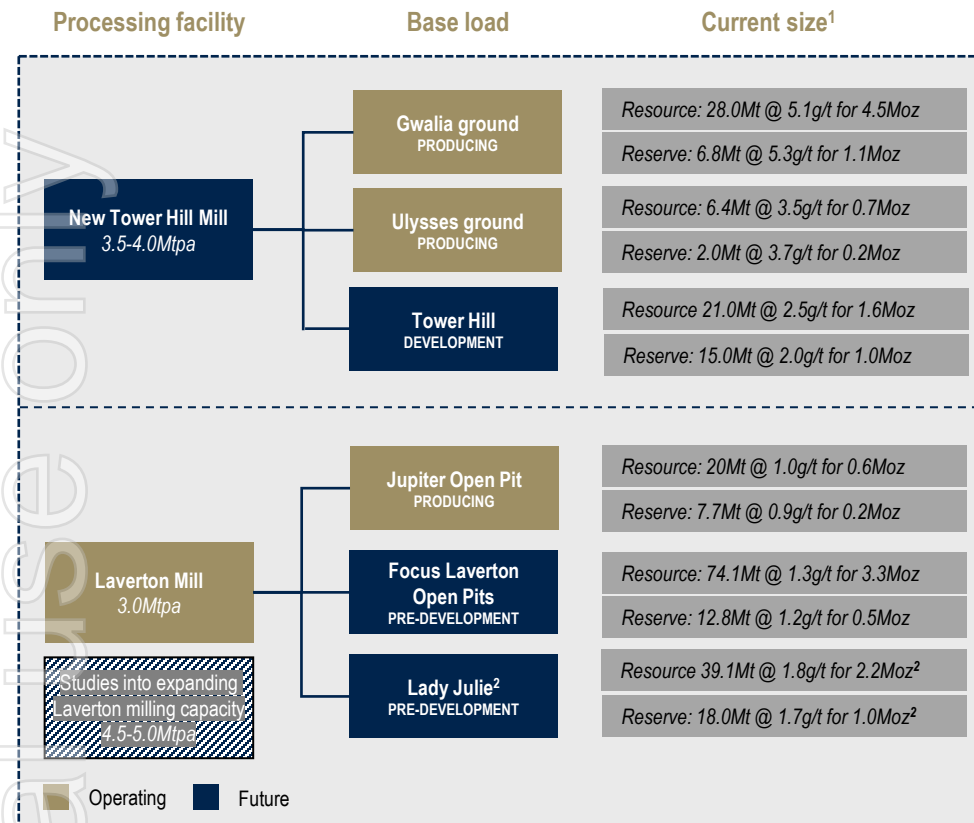
Mineral Resources - Undeveloped gold projects

Company	Ticker	Project	Mineral Resource Moz Au	Resource Grade g/t Au	Source: Mineral Resources and Ore Reserves – ASX announcements
Magnetic Resources	MAU	Lady Julie North 4	2.0	1.8	20 th January 2026 "Lady Julie Gold Project Exceeds 2.24Moz"
Antipa Minerals	AZY	Minyari	1.9	1.7	18 th December 2025 "Minyari Development Resource Grows to 3.3Moz Gold Equivalent"
Ramelius Resources	RMS	Lake Roe	1.8	1.6	2 nd February 2026 "Investor Presentation - Growth Pathway to +500koz"
Genesis Minerals	GMD	Tower Hill	1.6	2.5	13 th November 2025 "AGM Presentation - Long Ore"
Ausgold	AUC	Central Zone Jinkas-White Dam	1.6	1.1	16 th December 2025 "Updated Definitive Feasibility Study"
Ramelius Resources	RMS	Lake Rebecca	1.4	1.3	2 nd February 2026 "Investor Presentation - Growth Pathway to +500koz"
Kairos Minerals	KAI	Mt York	1.4	1.0	13 th November 2025 "Noosa Mining Conference Presentation"
Genesis Minerals	GMD	Karridale	1.2	1.3	13 th November 2025 "AGM Presentation - Long Ore"
Astral Resources	AAR	Theia	1.2	1.1	25 th June 2025 "Mandilla Gold Project Pre-Feasibility Study and Maiden Ore Reserve"

APPENDIX G - Clear East / West divide



Laverton bolstered; Base load now on both sides



Status:

- ▶ Successfully executing of "Quality > quantity" mining strategy
- ▶ Steady mining rate 0.7 - 0.8Mtpa of higher-grade ore
- ▶ Ramping-up / establishing multiple production fronts
- ▶ Targeting mining rate 0.6 - 0.7Mtpa of higher-grade ore
- ▶ New Tower Hill mill enables milling adjacent to the deposit
- ▶ Rail agreement secured, operational readiness advancing ahead of schedule
- ▶ Ramping-up / mining productivities increased with Eastern cutback complete
- ▶ Mine life upside supported by recent extensional drill results
- ▶ Includes Karridale, Beasley Creek and Laverton other
- ▶ Current focus on drilling and mining studies
- ▶ "Bolt-on" acquisition announced
- ▶ Initial focus on drilling and mining studies

¹. Refer to Appendices A for Genesis Resources and Reserves; ². Refer Appendix B for Lady Julie Project Resources and Reserves.



GENESIS
MINERALS LIMITED

Contact Details:

Troy Irvin

Corporate Development Officer

phone: +61 8 6323 9050

email: investorrelations@genesisminerals.com.au

www.genesisminerals.com.au

