

ersonal use only



49
METALS

Nevada Gold

Positioned for Gold Discovery

Corporate Presentation | April 2026



Disclaimer

Important Notice and Disclaimer

The following important notice and disclaimer applies to this investor presentation and you are therefore advised to read this carefully before making any use of this presentation or any information contained in this presentation.

This presentation has been prepared by 49 Metals Limited (ACN 650 899 844), (49M or the Company) to provide summary information about 49 Metals and their activities as at the date of this presentation. The information in this presentation is of a general nature and does not purport to be complete and may change without notice. This presentation is not a recommendation to buy Shares and undue reliance should not be placed on the information or opinions contained in this presentation for investment purposes as it does not consider your investment objectives, financial position or needs. These factors should be considered, with professional advice, when deciding if an investment is appropriate.

General

In this Presentation references to '49 Metals', 'the Company', 'we', 'us' and 'our' are to 49 Metals and (where applicable) its controlled subsidiaries and entities. All dollar values are in Australian dollars (A\$) unless noted. A number of figures, amounts, percentages, estimates, calculations of value and fractions in this presentation are subject to the effect of rounding. Accordingly, the actual calculation of these figures may differ from the figures set out in this presentation.

Competent Person's Statement

The information in this presentation that relates to Exploration Results is based on information compiled and conclusions derived by Dr Oliver Kreuzer, who is a Member (#2762) and Registered Professional Geologist (RPGEO #10073) of the Australian Institute of Geoscientists (AIG) and a Member (#208656) of the Australasian Institute of Mining and Metallurgy (AusIMM). Dr Kreuzer is an employee of 49 Metals Limited and has sufficient experience which is relevant to the style of mineralisation and types of deposit under consideration and to the activity being undertaken to qualify as a Competent Person as defined in the 2012 Edition of the Joint Ore Reserves Committee (JORC) Australasian Code for Reporting of Exploration Results, Mineral Resources and Ore Reserves. Dr Kreuzer consents to the inclusion in the report of the matters based on his information in the form and context in which it appears.

Forward-looking statements

This presentation includes forward-looking statements that reflect 49 Metals intentions, beliefs, targets, aspirations or current expectations concerning, among other things, 49 Metals results of operations, financial condition, liquidity, revenue growth, performance, prospects, growth, strategies and the industry in which 49 Metals operates. These forward-looking statements are subject to risks, uncertainties and assumptions and other factors, many of which are beyond the control of 49 Metals. 49 Metals cautions you that forward-looking statements are not guarantees of future performance and that its actual results of operations, financial condition, liquidity, performance, prospects, growth or opportunities and the development of the industry in which 49 Metals operates may differ materially from those made in or suggested by the forward-looking statements contained in this presentation. In addition, 49 Metals does not guarantee any rate of return or the performance of 49 Metals nor does it guarantee the repayment or maintenance of capital or any particular-tax treatment. In particular, 49 Metals does not make any representation that it will achieve its targeted revenue growth outlined in this presentation and notes that the illustrative revenue profiles are intended to demonstrate the potential way that the Company could achieve revenue growth and are not representations or forecasts of that growth. Investors should note that past performance may not be indicative of results of developments in the future periods and cannot be relied upon as an indicator of (and provides no guidance as to) 49 Metals future performance. 49 Metals, its related bodies corporate and each of their respective directors, officers and employees expressly disclaim any obligation or undertaking to review, update or release any update of or revisions to any forward-looking statements in this presentation or any change in 49 Metals expectations or any change in events, conditions or circumstances on which these forward-looking statements are based, except as required by applicable law or regulation. Subject to any continuing obligation under applicable law or any relevant listing rules of the ASX, 49 Metals disclaims any obligation to disclose any updates or revisions to any forward-looking statements in these materials to reflect any change in expectations in relation to any forward-looking statements or any change in events, conditions or circumstances on which any statement is based. Nothing in these materials shall under any circumstances create an implication that there has been no change in the affairs of 49 Metals since the date of this presentation.

Market Data

Certain market and industry data used in this presentation may have been obtained from research, surveys or studies conducted by third parties, including industry or general publications. Neither 49 Metals nor its representatives or its advisers have independently verified any market or industry data provided by third party or industry or general publications.

Summary Information

This presentation contains summary information about 49 Metals and its activities, which is current as at the date of this presentation. The information included in this presentation is of a general nature and does not purport to be complete nor does it contain all the information which a prospective investor should consider when making an investment decision. Each recipient of this presentation should make its own enquiries and investigations regarding all information in this presentation including but not limited to the assumptions, uncertainties and contingencies which may affect further operations at 49 Metals and the impact that different future outcomes may have on 49 Metals. This presentation has been prepared without taking account of any person's investment objectives, financial situation or needs. Before making an investment decision, prospective investors should consider the appropriateness of the information having regard to their own objectives, financial situation and needs, make their own assessment of the information and seek legal, financial, accounting and taxation advice appropriate to their jurisdiction in relation to the information and any action taken on the basis of the information. The information included in this presentation has been provided to you solely for your information and background and is subject to updating, completion, revision and amendment and such information may change materially. Unless required by applicable law or regulation, no person (including 49 Metals,) is under any obligation to update or keep current the information contained in this presentation and any opinions expressed in relation thereto are subject to change without notice. No representation or warranty, express or implied, is made as to the fairness, currency, accuracy, reasonableness or completeness of the information contained herein. Neither 49 Metals nor any other person accepts any liability and 49 Metals, its related bodies corporate and their respective directors, officers and employees, to the maximum extent permitted by law, expressly disclaim all liabilities for any loss howsoever arising, directly or indirectly, from this presentation or its contents. The distribution of this presentation in certain jurisdictions may be restricted by law and persons into whose possession this presentation comes should inform themselves about and observe any such restrictions. Any failure to comply with those restrictions may constitute a violation of applicable securities laws.

Investment Risk

An investment in 49 Metals is subject to investment risks and other known and unknown risks. This presentation contains summary information about 49 Metals and its activities, which is current as at the date of this presentation. The information included in this presentation is of a general nature and does not purport to be complete nor does it contain all the information which a prospective investor should consider when making an investment.





Disclaimer – Previously Reported Foreign Estimate

Previously Reported Foreign Estimate

All data presented herein are historical in nature and 49 Metals is undertaking a full validation of the nature and quality of the exploration activities undertaken by previous explorers where such information is available. Unlike mining jurisdictions such as Australia, there are no requirements in the USA for mining and exploration companies to compulsorily lodge annual and full disclosure operations reports to the respective government authorities. Hence, it is often difficult to ascertain what work has been undertaken by previous explorers, where this work was undertaken and what techniques and standards have been applied. Such accounts that do exist may be incomplete or lacking information regarding previous work completed. Such historical exploration and foreign mineral resource estimate results that have been reviewed may lack the requisite details regarding context and full disclosure of results, positive and negative. Thus, the information presented has a risk of incompleteness and should be treated with appropriate caution until such time they can be adequately independently verified and/or duplicated by 49 Metals.

The foreign mineral resource estimates have previously been reported in the Gold Mountain Project area by past explorers. They are reproduced in the context of review of past literature and historical datasets where such information is available. These have not been previously reported in accordance with the JORC Code (2012). A Competent Person has not yet done sufficient work to verify the foreign mineral resources estimate figures in accordance with the JORC Code (2012). It is possible that following further evaluation and/or exploration work that the confidence in the prior foreign mineral resource estimates may vary when reported under the JORC Code (2012). Nothing has come to the attention of 49 Metals that causes it to question the accuracy or reliability of the former exploration reporting that has been reviewed to date. The Company, however, has not yet independently validated the historical results and foreign mineral resource estimates mentioned in this report. They are provided herein for information purposes only in the context of summarising past exploration activity on and near the Gold Mountain Project. It is uncertain that following evaluation and/or further exploration work that the foreign mineral resource estimates will be able to be reported as mineral resource or ore reserves in accordance with the JORC Code (2012).

As of the Effective Date of the ITAR, no systematic sampling has been conducted at the projects by 49 Metals. Work by 49 Metals has been limited to claim staking and the review, compilation and analysis of the available data and reports. 49 Metals is aware that more datasets exist covering the Project areas and has reviewed this data held by the Vendor and are available for commercial purchase. Part of the planned use of funds raised from the IPO process will be to purchase and validate these reports and datasets prior to planning further exploration activities.

49 Metals has not independently validated the former owners' foreign mineral resource estimates for the Projects and therefore is not to be regarded as reporting, adopting or endorsing those estimates in accordance with reporting requirements in compliance with the JORC Code (2012). In the context of assessing the merit of the Project for continued gold exploration, the Company believes the nature of the exploration activity conducted by companies with good reputations in the industry, the drill results reported in documents available to the Company and the implied continuity of those results inherent in the exercise of compiling a foreign mineral resource estimate is a reliable indicator for the exploration potential of the Project and justifies the Company's strategy of exploring the Project for potential economic gold mineralisation. The Company needs to receive the relevant exploration data underpinning the reported exploration results for the Project in order to further gauge the reliability of those results. However, nothing has come to the attention of 49 Metals that causes it to question the accuracy or reliability of the historical exploration results reporting.

Cautionary Statement:

The mineral resource estimate referred to in this announcement is a foreign estimate and is not reported in accordance with the JORC Code (2012). A Competent Person has not done sufficient work to classify the foreign estimate as a Mineral Resource or Ore Reserve in accordance with the JORC Code (2012), and it is uncertain that following evaluation and/or further exploration work the foreign estimate will be able to be reported as a Mineral Resource or Ore Reserve in accordance with the JORC Code (2012).

The Company confirms it is not in possession of any new information or data relating to the foreign estimate for the Gold Mountain Project that materially impacts on the reliability of estimates or the Company's ability to verify the foreign estimates as mineral resources in accordance with the JORC Code.

Investment Highlights



\$10m IPO Funding allows for a detailed and strategic exploration program



Highly prospective Nevada gold portfolio in the Walker Lane Trend - a Tier 1 mining jurisdiction



Experienced Nevada exploration team with strong track records



Drill has commenced at Gold Mountain with ~8,000m program underway

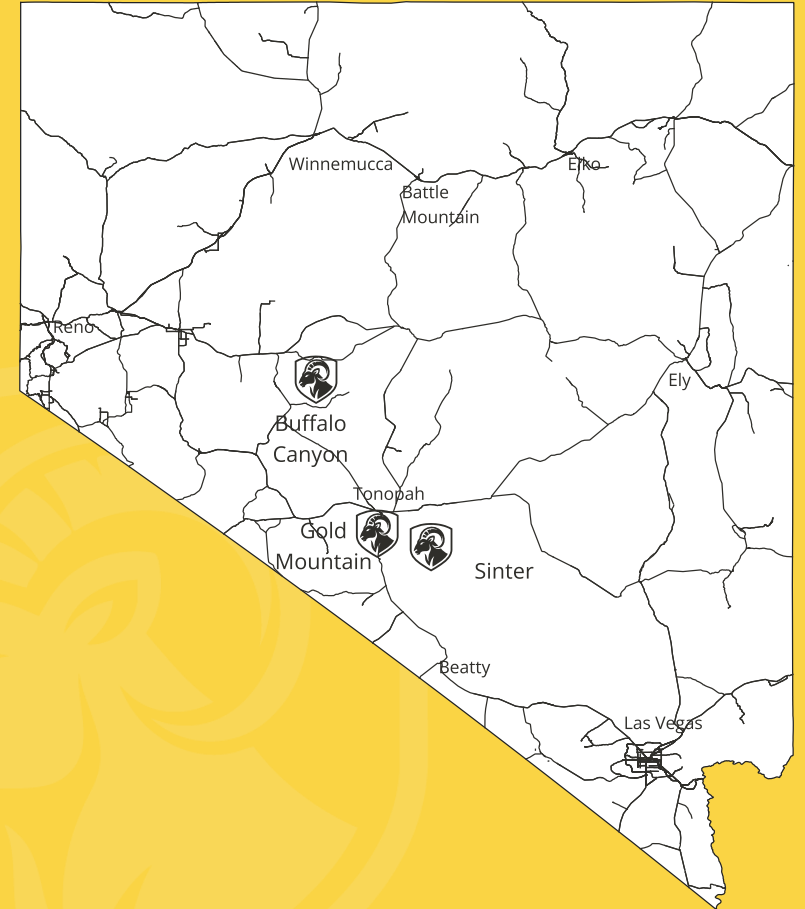


Discovery potential across Gold Mountain, Sinter and Buffalo Canyon



Existing Foreign Mineral estimate (Non-JORC) gold inventory of up to ~462koz Au^{6,7}

Refer to Cautionary Statement on the Foreign Mineral Resource Estimate on Page 3



Nevada

Tier 1 Mining Jurisdiction

Nevada is mining state
Low cost heap leach processing is common allowing for the development of "low grade" oxide resources.

Remains underexplored with the potential for further tier 1 gold deposits.

Year-round access for exploration field work

Tier-1 gold province with current resources of ~185moz Au and ~1,200moz Ag.¹
Home to three of the worlds top 10 gold mines.²

Sixth largest global gold producer
6th Largest jurisdiction globally, and the number 1 in the USA

Nevada has been ranked the best jurisdiction in terms of investment attractiveness.³



Walker Lane

Major Gold District



Prolific Walker Lane Trend



Historic production of ~80 Moz Au and ~700 Moz Ag.⁴



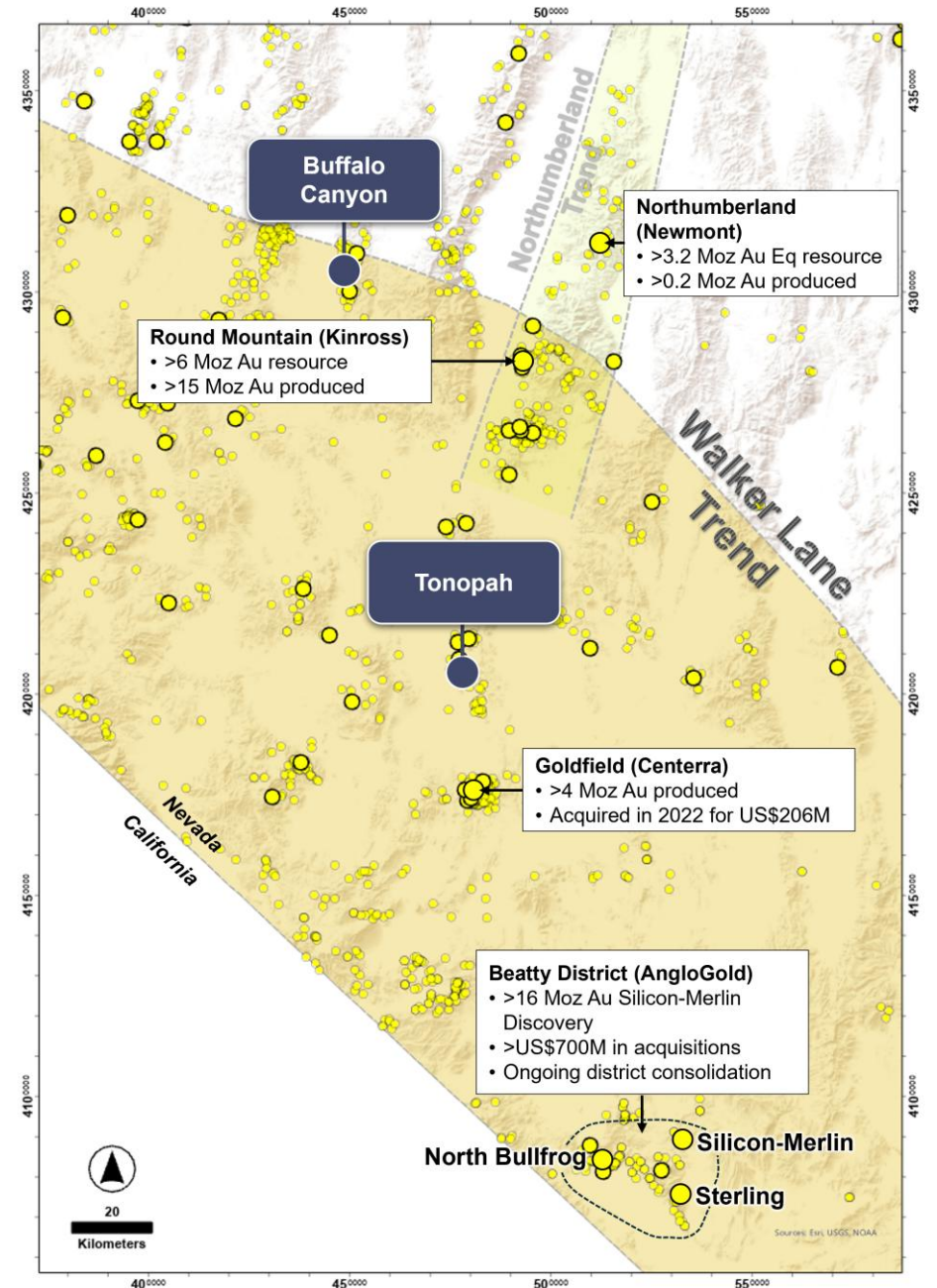
Round Mountain, Goldfield, Beatty and Tonopah districts host ~40 Moz Au resources.^{4,5,6}



Subject to >US\$1B in corporate deals in 2020-25.⁵



Strong interest driven by large >16 Moz Au Silicon/Merlin discoveries, Beatty district.



Walker Lane. Project Portfolio



Tonopah Projects (Gold Mountain & Sinter)

Gold Mountain is drill-ready, targeting high-grade gold structures and associated lower grade halos.

10 km × 2 km mineralised footprint.

Foreign Mineral Resource Estimate (Non-JORC) of between **100,000-462,000^{6,7}** oz of gold equivalent. (variance in resource size is subject to cut-off grade used)

Historic resource was not closed off and remains open in all directions.

Buffalo Canyon Project

Large Intrusion Related Gold System (IRGS) with previous drilling confirming low grade gold mineralisation including 152.4 m @ 0.40 g/t Au (BCR05-02) and 147.8 m @ 0.42 g/t Au (BCR05-05). Rock chips: up to 17.9 g/t Au.⁶

System is open in all directions and is under explored.



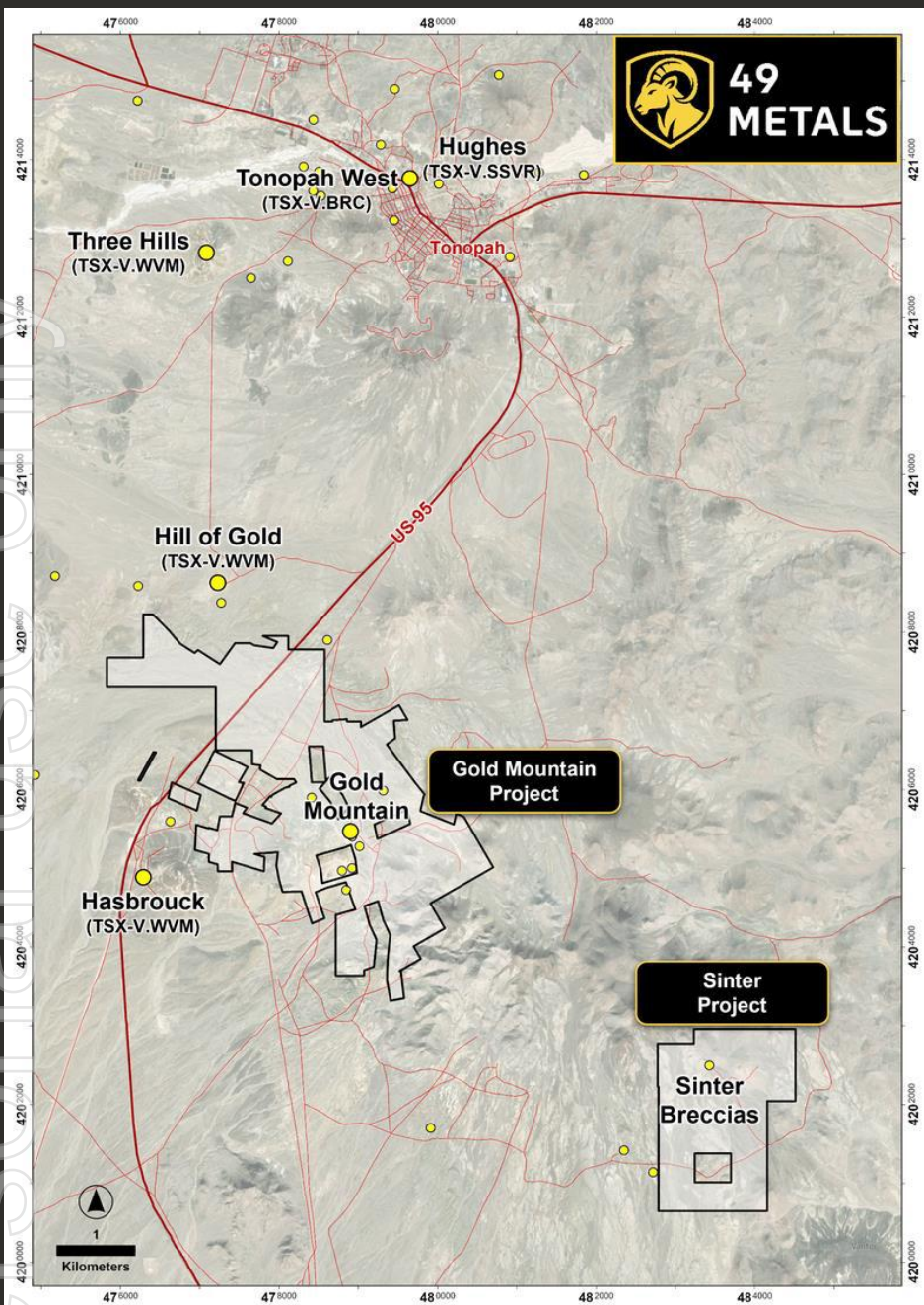


Gold Mountain

Project Overview



- 49M earn in up to 75% of the project
- Located 5 km SW of Tonopah with excellent infrastructure (US-95 highway access)
- Mix of patented and unpatented claims.
- Low sulphidation epithermal gold system with large alteration footprint
- Geological similarities to Round Mountain (21Moz Au) and Silicon (+16Moz Au)
- Drill-ready with maiden drilling underway
- Two-fold Exploration strategy
 - **High grade gold discovery potential**
 - **Expand known areas of oxide gold mineralisation**





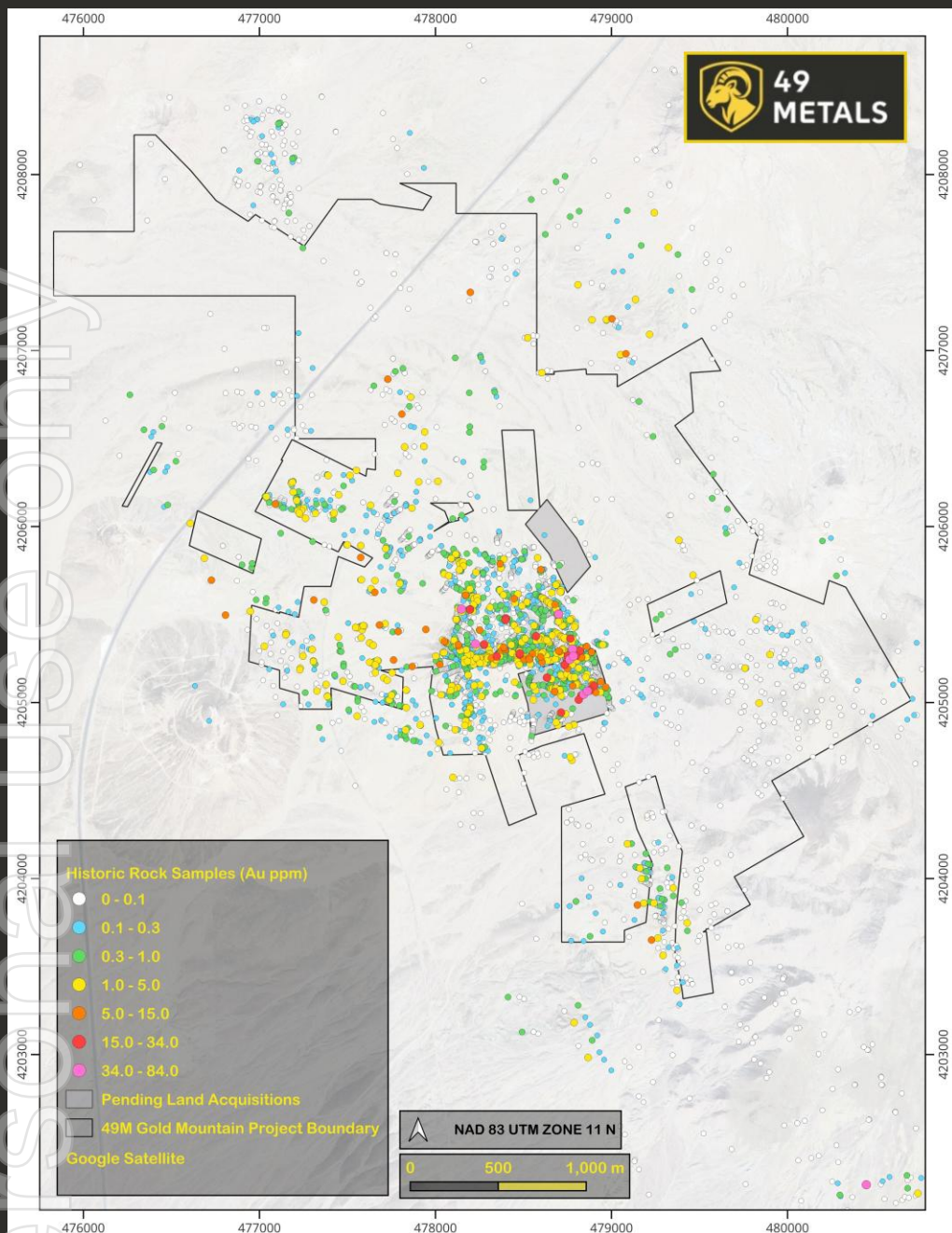
Gold Mountain History

- Gold and silver discovered in 1902.
- 36,233oz of gold and 3,704,955oz of silver produced from 1902 to 1984.^{6,7}
- Held by various parties since 1990 with sporadic exploration activities.
- First time in decades Gold Mountain has been consolidated into a single project with a focus on the discovery of a major gold project.
- Historic drill results⁶ include 53.3 m @ 1.2 g/t Au from 29.0m.
- Foreign Mineral Resource Estimate(non-JORC)^{6,7} based on all available drillhole data of up to 462koz of gold (Heap Leach Processing)



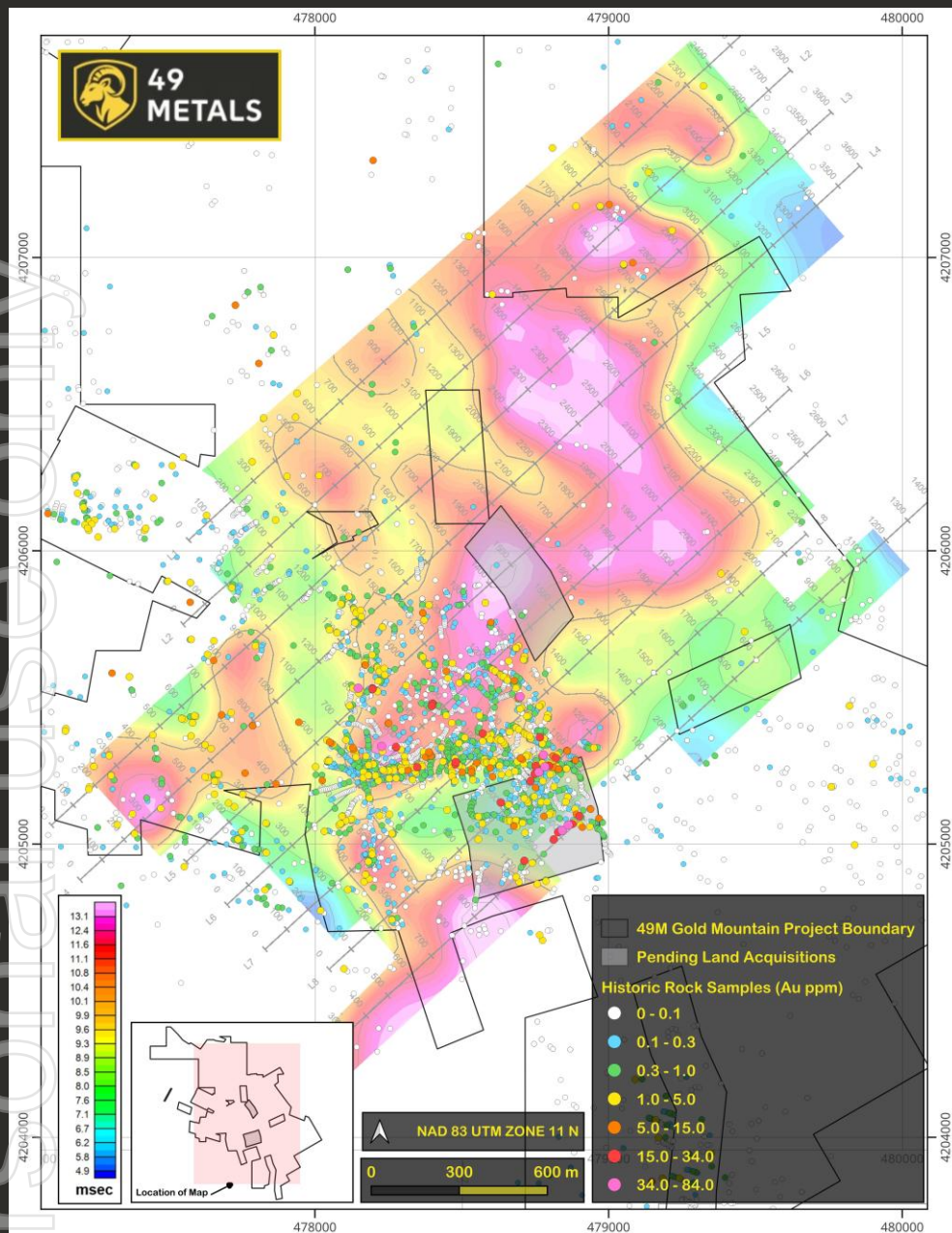
Gold Mountain Geology

- Low sulphidation epithermal system that has been highly altered
- Multiple overprinting events with evidence of porphyry-related alteration
- Gold mineralization is structurally controlled with a thick low-grade halo around the higher-grade quartz structures
- Gold associated with pyrite. Geophysics can be a valuable targeting tool
- Extensive gold system
- Numerous rock chips >1 g/t Au across the entire project area. Up to 84 g/t Au and 1,385 g/t Ag.⁶
- Several historic mines and adits



High Grade Gold Potential

- Large IP chargeability anomaly, indicative of disseminated sulphide mineralisation at a vertical depth of between ~100-300m under transported cover.
- Gold is known to be associated with sulphide (pyrite)
- Southern fringe of the IP anomaly coincides with outcropping and historically mined Au-Ag mineralisation.
- Strongest part of the IP anomaly under shallow alluvial cover and untested.
- Not evaluated by previous explorers, who focused on defining shallow oxide gold mineralisation utilising heap leach processing.
- High-grade sulphide gold potential demonstrated by high grade, sulphide bearing samples discovered on site.





Gold Mountain Gold Targets

- Initial gold exploration will focus on 4 structural zones, Reno, Sealy Ridge, Adit and Monte Cristo.
- All 4 structural zones have been targeted via field mapping and sampling and limited historic drilling (in many cases just 1 hole).
- Historic drill results include the following⁶

Reno

- 82.3m @ 0.6g/t Au, including 1.5m @ 11.7g/t Au

Sealy Ridge

- 96m @ 0.82g/t Au, including 4.57m @ 9.54g/t Au

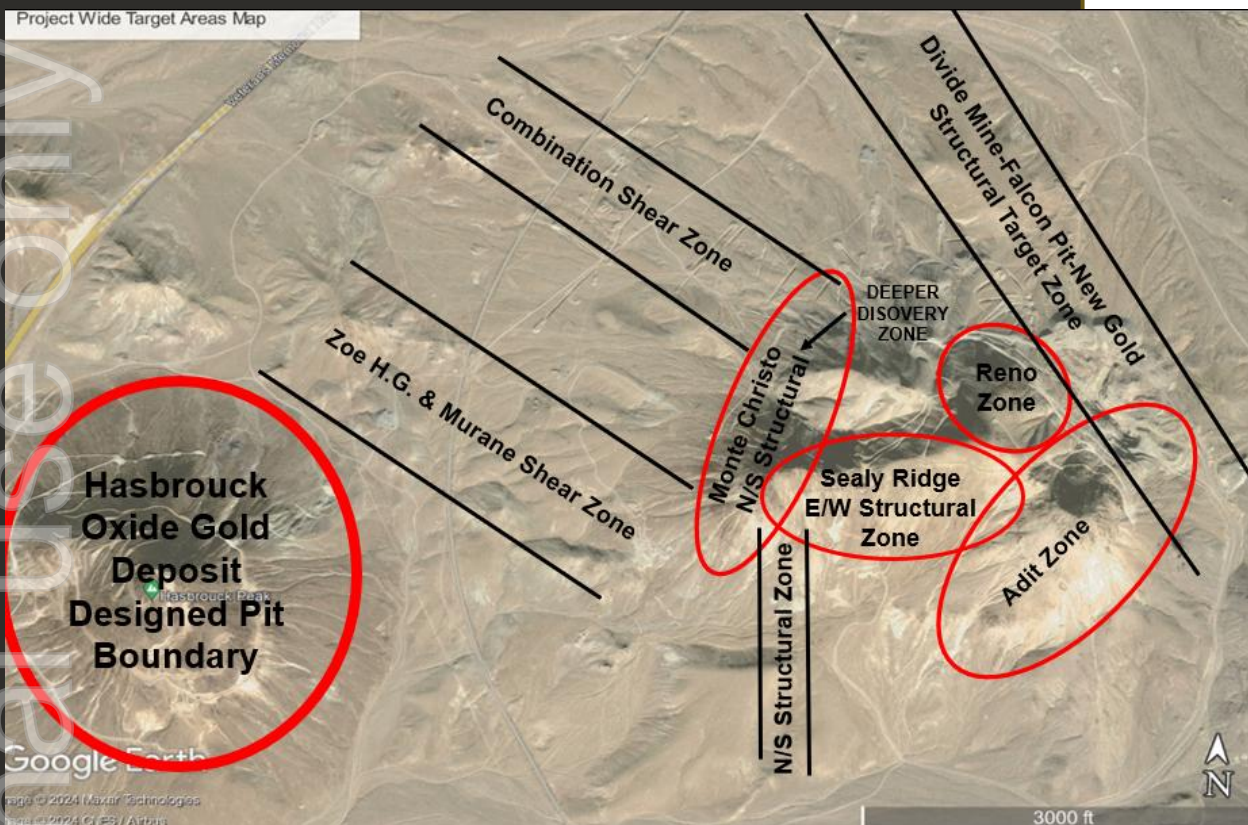
Adit

- 54m @ 0.94g/t Au, including 1.5m @ 20.23g/t Au

Monte Cristo

- 103.6m @ 0.50g/t Au, including 1.5m @ 4.1g/t Au
- 7.62m @ 3.87g/t Au

Project Wide Target Areas Map



Note: Hasbrouck is owned by West Vault Mining and not 49M



Silver Opportunity

- Silver potential of the project yet to be fully assessed.
- Historic grades of 100 oz/tonne (3,100g/t Ag) have been documented⁶
- The Falcon pit (Left) mined in 1983 was predominantly mined for silver, extracting 429,876oz of silver and 3,759 oz of gold. (Silver grade unknown)⁶
- No drilling has been completed below the existing Falcon pit.
- Rock chips of up to 1,385g/t Ag have been identified⁶
- Highest silver drill result to date is 1.52m @ 18g/t Au and 790g/t Ag.⁶



Private Use Only



Neighbouring Hasbrouck Gold Project

Hasbrouck Gold Project⁸

- 100% owned by West Vault Mining (TSXV:WVM, Mkt cap AUD\$108m) and part of the same large hydrothermal system as Gold Mountain.
- Represents the upper portion of the mineralised system, with gold related to hot spring activity and high silica; structural block faulting means Gold Mountain sits deeper in the system despite being at higher elevation
- NI 43-101 Resource of 42mt @ 0.47g/t Au 9g/t Ag (Measured & Indicated) and 5.2mt @ 0.34g/t Au and 5.9g/t Ag (Inferred) for 707koz Au and 13moz Ag.⁸
- Fully permitted and construction ready.

2023 NI 43-101 Pre-Feasibility Study (Technical Report) Results ^{8,9}

- Annual Gold Production – 70,000 oz/year
- Annual Silver Production – 319,000oz/year
- AISC – US\$877/oz
- NPV5 – US\$206m (Post Tax)
- IRR – 51%

⁸<https://www.westvaultmining.com/hasbrouck-gold-project/pre-feasibility-study/>

⁹Cautionary Statement: The estimate referred to above is a foreign estimate and is not reported in accordance with the JORC code. A competent person has not done sufficient work to classify the estimate as a Mineral Resource or Ore reserve and it is uncertain that further work will result in such classification.



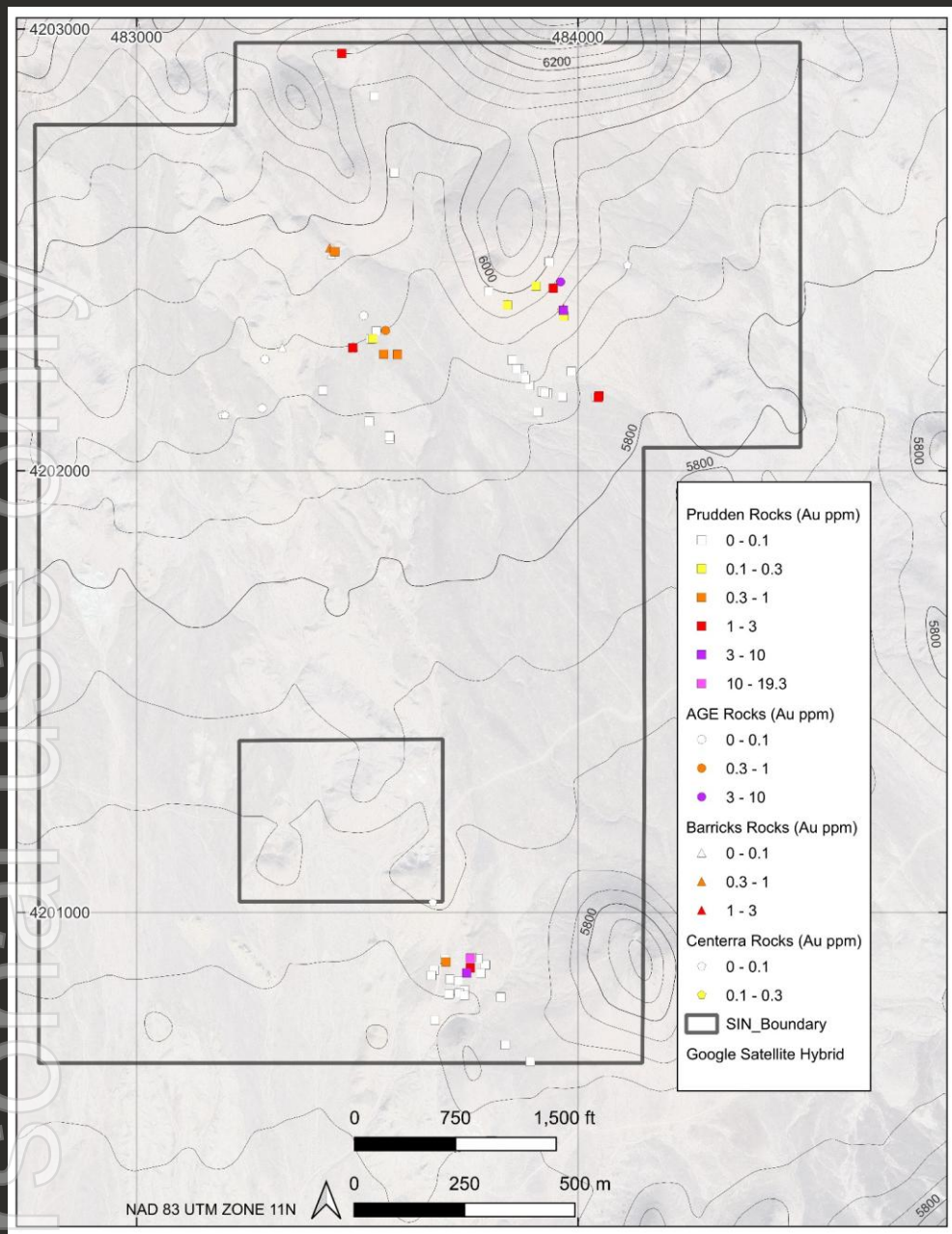
ersonal use only





Sinter

- 100% owned
- Low sulphidation epithermal system
- Gold Mountain analogue yet remains untested and unproven.
- Numerous historic adits and shafts. No production records are known to exist.
- No prior drilling and very limited mapping/rock chipping has been completed.
- Rock chips up to 19.3 g/t Au.⁶
- Field work, mapping, sampling, geophysics to commence Q2 2026 immediate post IPO.
- Targeting maiden drill campaign late 2026



Sinter Site Visit

ersonal use only



Sinter has numerous historical mines, adits and shafts scattered throughout the project.



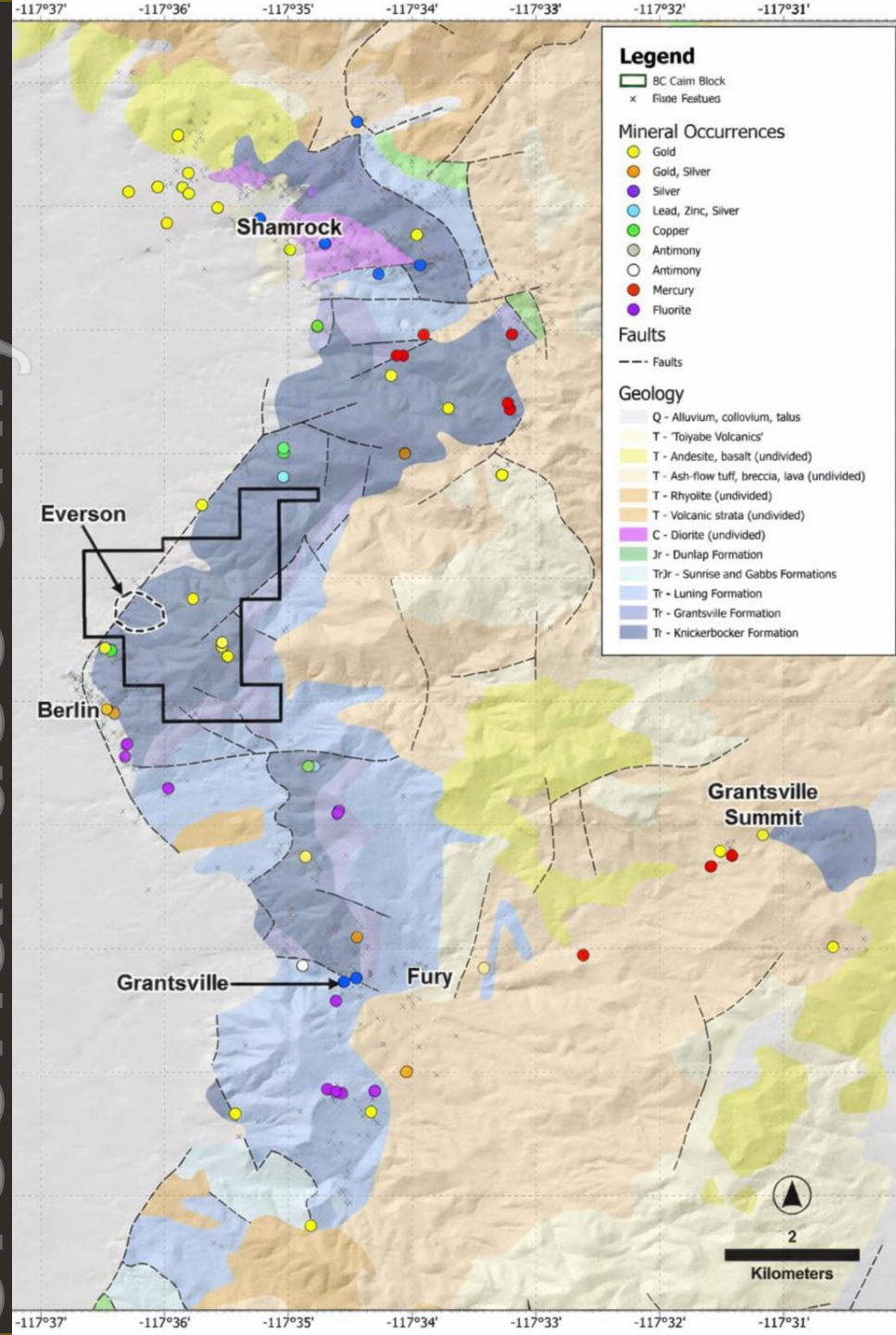
Rock chips up to 19.3g/t Au.⁶

No evidence of drill holes or any recent exploration or mining activity.



Fieldwork including geophysics will be important to identify structures to be drill tested during 2026.





Buffalo Canyon

- Large mineralised intrusion-related gold system (IRGS)⁶
- Ground magnetics delineate an open-ended, >4 km long IRGS camp at Buffalo Canyon.

Everson Prospect

- Historic drilling: up to 152.4 m @ 0.40 g/t Au (BCR05-02) and 147.8 m @ 0.42 g/t Au (BCR05-05). Rock chips: up to 17.9 g/t Au.⁶
- Large surface footprint (veining, alteration, anomalous surface geochemistry) and magnetic anomalism combine to indicate a sizeable gold prospect.

Conceptual high(er)-grade target

- Redbird/Bald Mountain-style breccia feeder system in the carapace of the parental gold source intrusion at estimated depths of 200-300 m below surface.



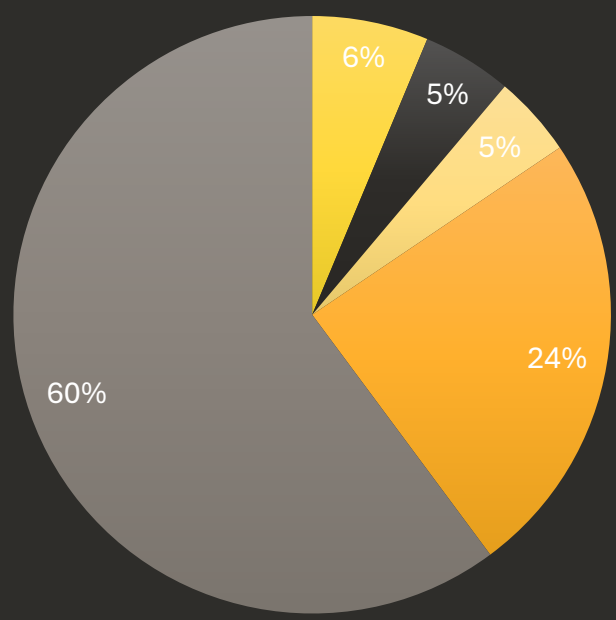
IPO Capital Structure



Capital Structure	
Shares on Issue	82.2m
Market Cap @ \$0.20/sh	\$16.4m
Cash (before costs)	\$10.0m
EV	\$6.4m

Indicative Use of IPO Funds \$ Post-IPO Activities		
Item/Activity	Year 01	Year 02
Gold Mountain		
Drilling	1,500,000	1,200,000
Other	465,000	335,000
Sinter		
Drilling	915,000	1,250,000
Other	560,000	775,000
Buffalo Canyon		
Drilling	0	750,000
Other	270,000	230,000
Total Exploration Spend	3,710,000	4,540,000

Share Register



■ Directors and Management
 ■ Tri-Star
 ■ Lead Manager
 ■ Seed Shareholders
 ■ IPO Investors

ersonal use only

Work Schedule



ersonal use only

Board of Directors

Experienced Nevada-Focused Exploration and Mining Team



Richard Pearce

Non-Executive Chairman

Richard has more than 30 years of experience across the global mining industry. He previously served as Chair of ASX-listed 92 Energy and has held board roles across multiple mining companies and commodities.



Oliver Kreuzer

Executive Director

Dr Kreuzer is a PhD-qualified exploration geologist with more than 25 years of experience in the mineral resources industry. He has been involved in multiple company listings, discoveries and resource development projects globally.



Matt Gauci

Non-Executive Director

Matt is a mining executive with over 25 years of experience in resources, corporate finance and strategic management. He has worked across global mining projects and currently serves as Managing Director of Wolfe Energy.



Phil Carter

Chief Executive Officer

Phil has more than 20 years of experience across the mining and finance industries. His background spans operational, commercial and capital markets roles, including experience as a resources equity analyst.

ersonal use only





Appendix. External References

1. <https://www.e-mj.com/features/nevada-a-leader-in-gold-production>
2. <https://www.nsenergybusiness.com/news/top-five-gold-mining-states-us>
3. <https://www.fraserinstitute.org/studies/annual-survey-mining-companies-2025>
4. <https://eminentgoldcorp.com/news-media/news-releases/eminent-acquires-silicon-analogue-celts-project-in-nevada>
5. https://vivagoldcorp.com/site/assets/files/5980/viva_gold_investor_deck_-_february_2025_-_final.pdf
6. 49M Independent Technical Assessment Report <https://api.investi.com.au/api/announcements/49m/d92a6fcf-2cc.pdf>
7. Additional Information – Exploration Results and Foreign Resource Estimates
<https://api.investi.com.au/api/announcements/49m/3a3a7338-a91.pdf>
8. <https://www.westvaultmining.com/hasbrouck-gold-project/pre-feasibility-study/>





49
METALS

Contact Us

Phil Carter

Chief Executive Officer

pcarter@49metals.com.au

+61 400 252 465

ASX:49M

