

# Rapidly Growing and Developing Two Gold Projects in Côte d'Ivoire

personal use only



# Disclaimer

This presentation prepared by Aurum Resources Ltd (“Company”) does not purport to contain all the information that a prospective investor may require in connection with any potential investment in the Company. You should not treat the contents of this presentation, or any information provided in connection with it, as financial advice, financial product advice or advice relating to legal, taxation or investment matters. No representation or warranty, express or implied, is made as to the fairness, accuracy, completeness or correctness of the information, opinions and conclusions contained in this presentation. This presentation is provided expressly on the basis that you will carry out your own independent inquiries into the matters contained in the presentation and make your own independent decisions about the affairs, financial position or prospects of the Company. The Company reserves the right to update, amend or supplement the information at any time in its absolute discretion (without incurring any obligation to do so). To the maximum extent permitted by law, none of the Company its directors, employees or agents, advisers, nor any other person accepts any liability, including, without limitation, any liability arising from fault or negligence on the part of any of them or any other person, for any loss arising from the use of this presentation or its contents or otherwise arising in connection with it. This presentation is not an offer, invitation, solicitation or other recommendation with respect to the subscription for, purchase or sale of any security, and neither this presentation nor anything in it shall form the basis of any contract or commitment whatsoever.

## FUTURE MATTERS

This presentation may contain forward looking statements that are subject to risk factors associated with mineral exploration, mining and production businesses. It is believed that the expectations reflected in these statements are reasonable but they may be affected by a variety of variables and changes in underlying assumptions which could cause actual results or trends to differ materially, including but not limited to price fluctuations, actual demand, currency fluctuations, drilling and production results, reserve estimations, loss of market, industry competition, environmental risks, physical risks, legislative, fiscal and regulatory changes, economic and financial market conditions in various countries and regions, political risks, project delay or advancement, approvals and cost estimates. This presentation also contains reference to certain intentions, expectations, future plans, strategy and prospects of the Company. Those intentions, expectations, future plans, strategy and prospects may or may not be achieved. They are based on certain assumptions, which may not be met or on which views may differ and may be affected by known and unknown risks. In particular, there is a risk that the Company will not be able to delineate JORC resources from exploration drilling. The performance and operations of the Company may be influenced by a number of factors, many of which are outside the control of the Company. No representation or warranty, express or implied, is made by the Company, or any of its directors, officers, employees, advisers or agents that any intentions, expectations or plans will be achieved either totally or partially or that any particular rate of return will be achieved. Given the risks and uncertainties that may cause the Company’s actual future results, performance or achievements to be materially different from those expected, planned or intended, recipients should not place undue reliance on these intentions, expectations, future plans, strategy and prospects. The Company does not warrant or represent that the actual results, performance or achievements will be as expected, planned or intended.

## COMPETENT PERSONS STATEMENT

The information in this presentation that relates to Exploration Targets and Exploration Results is based on information compiled by Mr Mark Strizek, a Competent Person who is a Member of The Australasian Institute of Mining and Metallurgy. Mr Strizek is an executive director of the Company. Mr Strizek has sufficient experience that is relevant to the style of mineralisation and type of deposit under consideration and to the activity being undertaken to qualify as a Competent Person as defined in the 2012 edition of the “Australasian Code for Reporting of Exploration Results, Mineral Resources and Ore Reserves”. Mr Strizek consents to the inclusion in the announcement of the matters based on his information in the form and context in which it appears. Additionally, Mr Strizek confirms that the entity is not aware of any new information or data that materially affects the information contained in the ASX releases referred to in this presentation.

## COMPLIANCE STATEMENT

The information in this presentation that relates to Boundiali Mineral Resources is extracted from the announcement “Boundiali Resource Grows to 3Moz - Indicated Up 49%” released to the Australian Securities Exchange on 23 February 2026 and available to view on [www.asx.com.au](http://www.asx.com.au). The Company confirms that it is not aware of any new information or data that materially affects the information included in the original market announcement and, in the case of estimates of Mineral Resources, that all material assumptions and technical parameters underpinning the estimates in the relevant market announcement continue to apply and have not materially changed. The Company confirms that the form and context in which the Competent Person’s findings are presented have not been materially modified from the original market announcement.

The information in this presentation that relates to Napié Mineral Resources is extracted from the announcement “Napie Grows to 1.2Moz Au and Aurum reaches 4.2Moz Au” released to the Australian Securities Exchange on 10 April 2026 and available to view on [www.asx.com.au](http://www.asx.com.au). The Company confirms that it is not aware of any new information or data that materially affects the information included in the original market announcement and, in the case of estimates of Mineral Resources, that all material assumptions and technical parameters underpinning the estimates in the relevant market announcement continue to apply and have not materially changed. The Company confirms that the form and context in which the Competent Person’s findings are presented have not been materially modified from the original market announcement.

This presentation contains information extracted from ASX market announcements reported in accordance with the 2012 edition of the “Australasian Code for Reporting of Exploration Results, Mineral Resources and Ore Reserves” (“2012 JORC Code”) and available for viewing at [www.asx.com](http://www.asx.com) and includes results reported previously and published on ASX platform:

10 Apr 2026, Napie Grows to 1.2Moz Au and Aurum reaches 4.2Moz Au (ASX:AUE)  
23 Mar 2026 Aurum raises \$28.8M via Strategic Placement (ASX:AUE)  
5 Mar 2026 Aurum Hits High-Grade at Napie, Cote D'Ivoire (ASX:AUE)  
23 Feb 2026, Boundiali Resource Grows to 3Moz - Indicated Up 49% (ASX:AUE)  
16 Feb 2026, Boundiali extends strike and depth at BD T3 and BST1 (ASX:AUE)  
5 Feb 2026, High-Grade Extensions at BD Deposits for Resource Growth (ASX:AUE)  
29 Jan 2026, Quarterly Activities/Appendix 5B Cash Flow Report (ASX:AUE)  
28 Jan 2026, Further high-grade intercepts at BMT3 in Boundiali (ASX:AUE)  
16 Jan 2026, Aurum appoints Mr. Richard Simpson Chairman of the Company (ASX:AUE)  
15 Jan 2026, Boundiali Gold Project produces more good drilling results (ASX:AUE)  
7 Jan 2026, Aurum advances Boundiali development with 3 Mt. Applications (ASX:AUE)  
19 Dec 2025, More high grade gold intercepts at BMT3 in Boundiali (ASX:AUE)  
11 Dec 2025, Drilling at Napie Extends Gold Mineralisation to 400m Depth (ASX:AUE)  
28 Nov 2025, Aurum completes \$22.98M Montage share sale (ASX:AUE)  
18 Nov 2025, Aurum hits 3.10m @ 70.78 g/t gold from 112.90m at Boundiali (ASX:AUE)  
07 Nov 2025, Aurum hits 5m @ 11.07 g/t gold from outside BDT2 resources (ASX:AUE)  
06 Nov 2025, Addendum to the 2025 Annual Report (ASX:AUE)  
30 Oct 2025, Quarterly Activities/Appendix 5B Cash Flow Report (ASX:AUE)  
27 Oct 2025, Aurum hits ~50% to 2.41Moz (ASX:AUE)  
29 Jul 2025, Encouraging Drilling R0.8m @ 350 g/t gold at Boundiali Gold Project (ASX:AUE)  
06 Oct 2025 Boundiali indicated gold resources grows by 53% in two months (ASX:AUE)  
29 Sep 2025, Aurum hits 1m @ 152.35 g/t gold from 96m at Boundiali (ASX:AUE)  
10 Sep 2025 Aurum hits 17m@9.38g/t gold from 236m at Napie (ASX:AUE)  
01 Sep 2025, Aurum expands footprint of Boundiali and Napie Gold Projects (ASX:AUE)  
05 Aug 2025, Boundiali Gold Project Resource grows results at BD & BST (ASX:AUE)  
25 Jul 2025, Aurum hits 1.43m at 234.35 g/t gold from 107m at BMT3 (ASX:AUE)  
23 Jul 2025, Quarterly Activities/Appendix 5B Cash Flow Report (ASX:AUE)  
15 Jul 2025, 100 million share placement to strategic investors completed (ASX:AUE)  
27 Jun 2025, Aurum commenced 30,000m diamond drilling at Napie (ASX:AUE)  
17 Jun 2025, AUE hits 60m @ 1.07g/t gold from 33m @ Boundiali BD tenement (ASX:AUE)  
27 May 25, AUE expands Boundiali Gold Project exploration ground (ASX:AUE)  
21 May 25, AUE hits 34m @ 2.32g/t gold from 56m @ Boundiali BD tenement (ASX:AUE)  
13 May 25, Assay Results at Boundiali BM Tenement (Amended) (ASX:AUE)  
13 May 25, Aurum hits 73.10 g/t gold at Boundiali BM tenement (ASX:AUE)  
07 May 2025, Aurum to raise \$36.6 million from strategic investment (ASX:AUE)  
16 Apr 2025, AUE hits 89m @ 2.42 g/t gold at 1.59Moz Boundiali Project (ASX:AUE)  
08 Apr 2025, AUE to start diamond drilling at Boundiali South tenement (ASX:AUE)  
31 Mar 2025, AUE to commence environmental study - Boundiali Gold Project (ASX:AUE)  
27 Mar 2025, Aurum hits 83m@4.87 g/t Au at 1.59Moz Boundiali Project (ASX:AUE)  
19 Mar 2025, Hits 4m at 54.64 g/t Au outside 1.59Moz Boundiali MRE area (ASX:AUE)  
14 Mar 2025, Half Yearly Report and Accounts (ASX:AUE)  
7 Mar 25, Investor Presentation March 2025 (ASX:AUE)  
6 Mar 25, AUE Completes Acquisition of Mako Gold Limited (ASX:AUE)  
27 Feb 25, 12m at 22.02g/t from 145m outside 1.59Moz Boundiali MRE area (ASX:AUE)  
21 Feb 2025, 8m at 8.23g/t from 65m outside 1.59Moz Boundiali MRE area (ASX:AUE)  
4 Feb 2025, Napie Project Listing Rule 5.6 Disclosure (Amended) (ASX:AUE)  
3 Feb 2025, Mako Takeover Offer Closes (ASX:AUE)  
31 Jan 2025, Drill Collar Table Addendum (ASX:AUE)  
31 Jan 2025, Change in substantial holding for MKG (ASX:AUE)  
31 Jan 2025, Quarterly Activities/Appendix 5B Cash Flow Report (ASX:AUE)  
30 Jan 2025, Aurum hits 150 g/t gold at Boundiali, Côte d'Ivoire (ASX:AUE)  
24 Jan 2025, Compulsory Acquisition Notice Mako Takeover (ASX:AUE)  
24 Jan 2025, Non Binding MoU with SANY Heavy Equipment Co (ASX:AUE)  
23 Jan 2025, Change in substantial holding for MKG (ASX:AUE)  
9 Jan 2025, Best and Final offer for Mako Gold Limited (ASX:AUE)  
31 Dec 2024, Boundiali Project Maiden Resource delivers 1.6 Moz (amended) (ASX:AUE)  
24 Dec 2024, Change in substantial holding for MKG (ASX:AUE)  
23 Dec 2024, AUE achieves in excess of 95% gold recoveries from Boundiali (ASX:AUE)  
18 Dec 2024, Aurum hits 277 g/t gold at Boundiali BM Target 3  
13 Dec 2024, Change of Directors and Addition of Joint Company Secretary (ASX:AUE & ASX:MKG)  
6 Dec 2024, AUE receives firm commitments for AS10 million placement (ASX:AUE)  
29 Nov 2024, Aurum earns 80% interest in Boundiali BM tenement (ASX:AUE)  
28 Nov 2024, AUE appoints Mr. Steve Zaninovich as Non-Executive Director (ASX:AUE)  
22 Nov 2024, AUE Declares Takeover Offer for all MKG Shares Unconditional (ASX:AUE)  
15 Nov 2024, Supplementary Bidders Statement (ASX:AUE)  
11 Nov 2024, Aurum hits 36 g/t gold at BM T1 of 2.5km strike (ASX:AUE)  
30 Oct 2024, Bidders Statement (ASX:AUE)  
16 Oct 2024, Recommended Takeover of Mako Gold By Aurum Resources (ASX:AUE)  
18 Sep 2024, Aurum hits 11.46m at 6.67 g/t gold at Boundiali BM Target 1 (ASX:AUE)  
9 Sep 2024, Aurum earns 51% interest in Boundiali BM tenement (ASX:AUE)  
05 Sep 2024, AUE hits 40m at 1.03 g/t gold at Boundiali BD Target 1 (ASX:AUE)  
03 Sep 2024, Boundiali South Exploration Licence Renewed (ASX:AUE)  
07 Aug 2024, Aurum to advance met studies for Boundiali Gold Project (ASX:AUE)  
22 July 2024, Prelim metallurgical tests deliver up to 99% gold recovery (ASX:AUE)  
17 June 2024, Aurum hits 69m at 1.05 g/t gold at Boundiali BD Target 1 (ASX:AUE)  
28 May 2024, AUE hits 163 g/t gold in 12m @ 14.56 g/t gold at BD Target 1 (ASX:AUE)  
24 May 2024, Aurum hits 74m @ 1.0 g/t gold at Boundiali BD Target 2 (ASX:AUE)  
23 May 2024, Aurum expands Boundiali Gold Project footprint (ASX:AUE)  
15 May 2024, AUE hits 90m @ 1.16 g/t gold at Boundiali BD Target 1 (ASX:AUE)  
01 May 2024, Aurum Appoints Country Manager in Cote d'Ivoire (ASX:AUE)  
23 April 2024, AUE drilling hits up to 45 g/t gold at Boundiali BD Target 2 (ASX:AUE)  
19 March 2024, AUE signs binding term sheet for 100% of Boundiali South (ASX:AUE)  
12 March 2024, AUE hits 73m at 2.15g/t incl 1m at 72g/t gold at Boundiali (ASX:AUE)  
01 March 2024, Aurum hits 4m at 22 g/t gold in Boundiali diamond drilling (ASX:AUE)  
22 January 2024, Aurum hits shallow, wide gold intercepts at Boundiali, Côte d'Ivoire (ASX:AUE)  
21 December 2023, Rapid Drilling at Boundiali Gold Project (ASX:AUE)  
21 November 2023, AUE Acquisition Presentation (ASX:AUE)  
21 May 2021, PlusOr to Acquire 6194 sq kms Ground Position in Cote d'Ivoire (MSR:ASX)  
22 August 2019, Boundiali RC Drill Results Continue to Impress (PDI:ASX)  
15 July 2019, RC, Trench Results Grow Boundiali Potential In Cote D'Ivoire (PDI:ASX)  
27 May 2019, New Drill Results Strengthen Boundiali Project Cote D'Ivoire (PDI:ASX)  
16 January 2019, PDI-Toro JV Sharepns Focus with Major Drilling Program (PDI:ASX)  
26 November 2018, Boundiali North - Large Coherent Gold Anomalies in 14km Zone (PDI:ASX)

The Company confirms that it is not aware of any new information or data that materially affects the information included in the previous announcements. This presentation is authorised for market release by AUE’s Board of Directors.

# Building a West African Gold Mid Tier in Five Years



## The Multi-Asset Strategy

“Our objective is to build a substantial multi-asset gold business in Côte d'Ivoire. Our five-year roadmap prioritises the development of a high-capacity central processing facility at Boundiali to unlock regional value, integrated with the phased development of Napié to deliver long-term growth.”

### Proven Mine Builders

Led by the team that built the 3.83Moz Abujar Gold Mine, taking it from discovery to production in record time.

### Record of Execution

- Deep operational roots in Côte d'Ivoire.
- Built Tietto's Abujar mine in 11 months
- Team has discovered 7.2Moz in CDI

### Rapid Development Mindset

Advancing rapidly to increase Value

### Strategic M&A

Consolidated Boundiali & acquired Napié Projects.

### Drilling Superiority

Accelerated resource definition

✓ **Unique Operating Advantage**  
Aurum owns its discovery engine  
**Aurum owned and operated fleet of 14 diamond drill rigs** delivers industry-low discovery costs.

✓ **Boundiali Consolidation**  
Consolidated a previously fragmented land package into a unified, dominant district play. Focus on the central 'Hub' potential.  
**3.03Moz Boundiali Gold Project**

✓ **Mako Gold Acquisition**  
Acquisition of Mako adds the strategic Napié asset. Napié is viewed as the next development pillar.  
**1.16Moz Napié Gold Project**

# Corporate Overview



## CAPITAL STRUCTURE (ASX: AUE)

**A\$0.67**

Share Price (10 April 2026)

**403,117,783**

Shares on Issue

**A\$270M**

Market Capitalisation

**~A\$61.5M\***

\*Cash unaudited  
31 March 2026

**~A\$210M**

Enterprise Value

### DIRECTORS

**RICHARD SIMPSON**  
Non-Executive Chairman

**DR CAIGEN WANG**  
Managing Director

**MARK STRIZEK**  
Executive Director

**STEVE ZANINOVICH**  
Non-Executive Director

**TROY FLANNERY**  
Non-Executive Director

### MANAGEMENT

**N'KZANA (FRED) YAO**  
Country Manager

**YAYA OUATTARA**  
Exploration Manager

### MAJOR SHAREHOLDERS

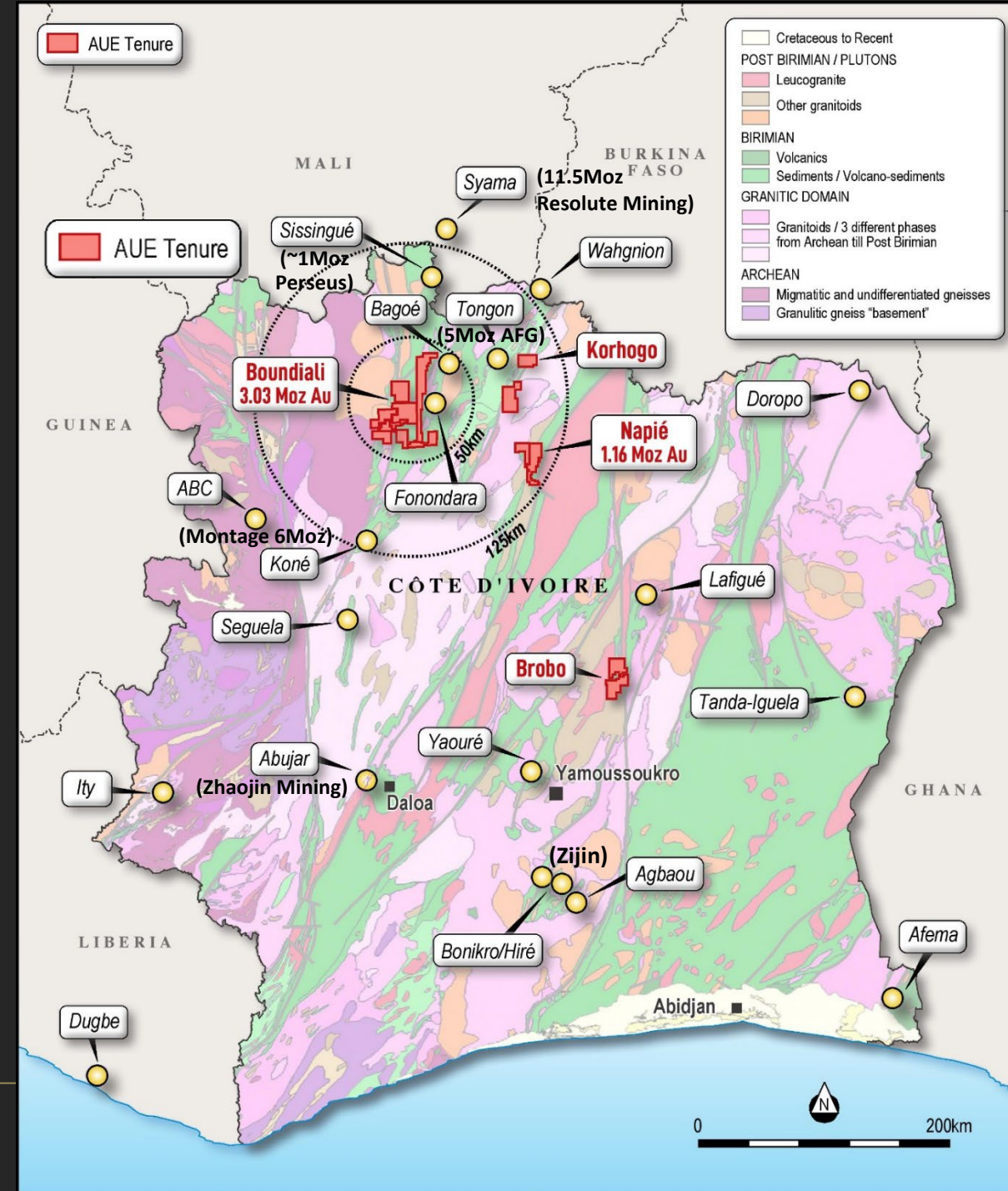
Board & Management	9.7%
Perseus Mining	9.9%
Zhaojin Capital	7.2%
Institution	26%
Others	47%

### 12-month Share Price Movement



# What we've achieved in 2.5 years

- Consolidated 7 Boundiali exploration tenements for 1,470km<sup>2</sup> from 6 junior mining companies – **Boundiali Gold Project**
- Aurum acquired the Boundiali Gold Project in December 2023 from purchase of PlusOr Global Pty Ltd
- Acquired ASX-listed junior mining company Mako Gold Limited through share for share – received the **Napié Gold Project**
- Drill defined 3.3Moz gold resources and grew to 4.2Moz
  - **3.03Moz Boundiali Gold Project**
  - **1.16Moz Napié Gold Project**
- Built a diamond drilling team with 14 drill rigs and experienced drilling crew – over 150,000m/a DD holes drilling capacity for Boundiali and Napié
- 2,502km<sup>2</sup> exploration land package



# What we've achieved in 2.5 years (continued)

## — From 0 to 4.2Moz gold resources

### ✓ Operational Competitive Advantage

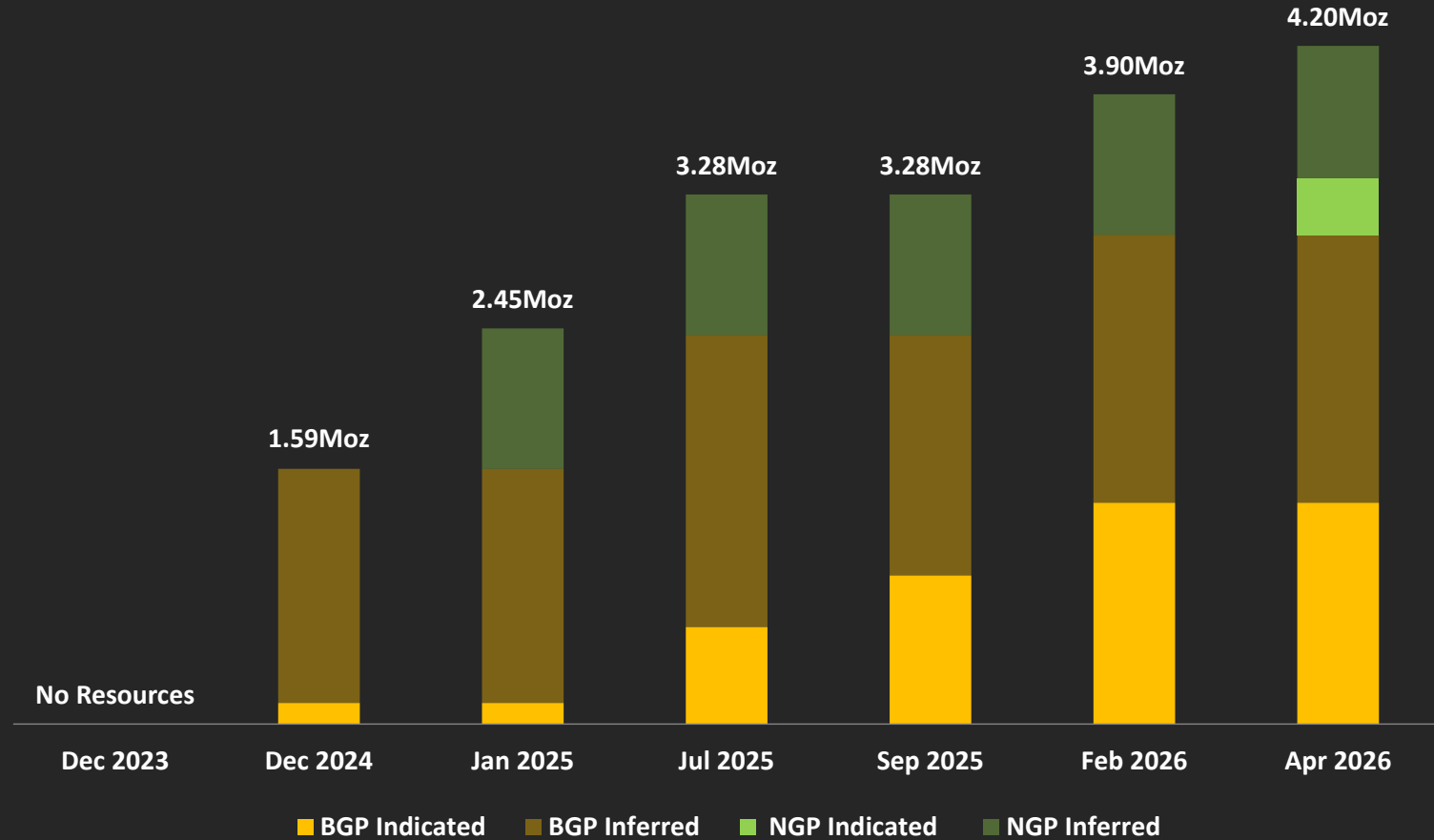
Aurum operates its own fleet of 14 diamond drill rigs, eliminating contractor margins and scheduling bottlenecks.

- Cost: ~US\$45 / diamond drill meter
- (Vs Industry Average of ~US\$220/m)

### ✓ Exploration Velocity

Ability to maintain continuous, multi-rig programs regardless of market sentiment. We drill more for every dollar invested than any peer.

- Boundiali MRE growth in less than 2.5 years:
  - **0 -> 1.6Moz -> 2.4Moz -> 3.03Moz**
- Napie MRE growth in 8 months of drilling:
  - **0.87Moz -> 1.16Moz**



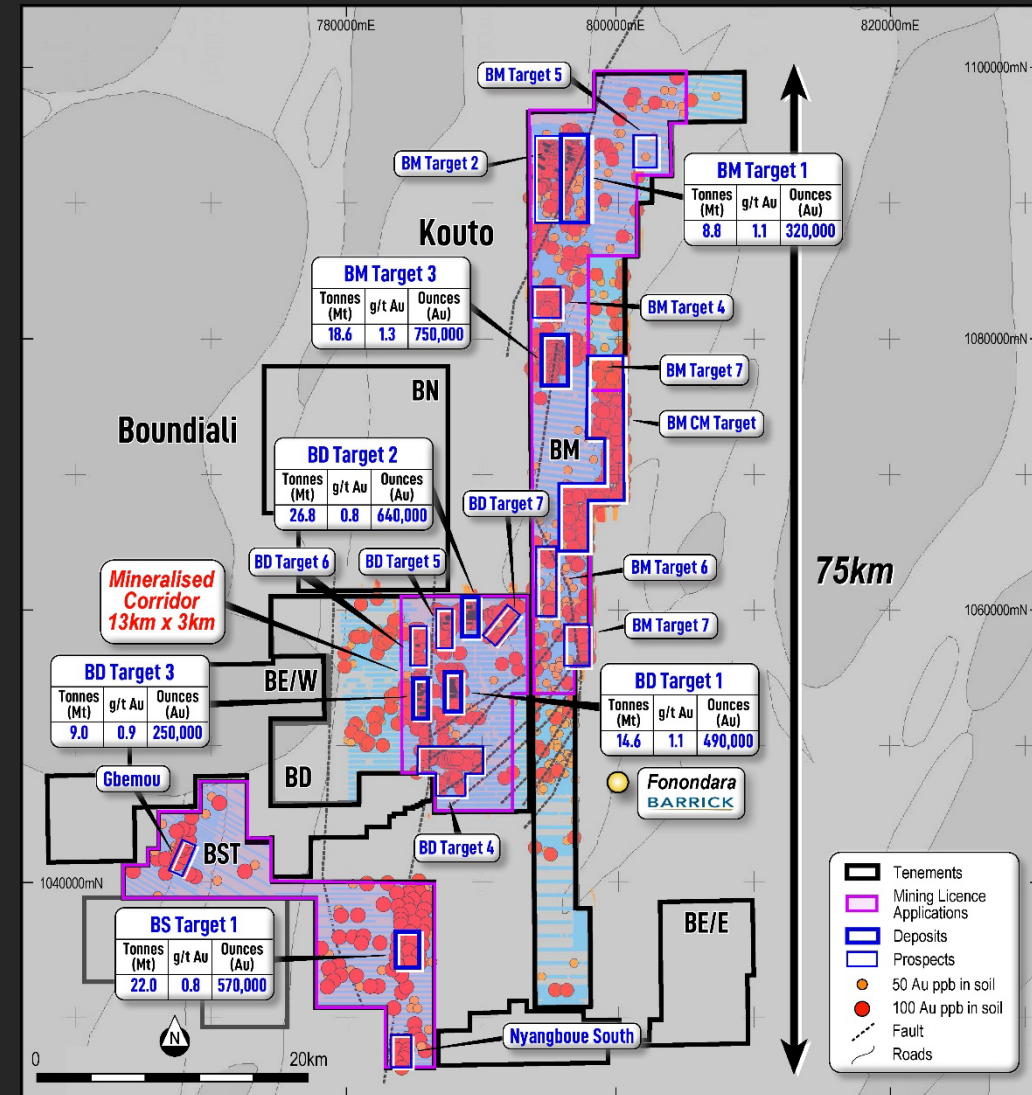
**Analysis:** Aurum captures the margin usually lost to contractors, allowing for massive-scale reconnaissance across multiple targets that many junior explorers cannot afford to test.

ersonal use only

# What we are doing at Boundiali – Developing a Central Processing Hub

## Hub & Spoke Operational Model

- Gold Resources stand at 3.03Moz @ 1.0 g/t Au:
  - Indicated Resources 40.8Mt at 1.0 g/t Au for 1,370,000 ounces
  - Inferred Resources 58.8Mt at 0.9 g/t Au for 1,660,000 ounces
- PFS on centralised infrastructure: Establishing a high-capacity CIP/CIL plant at Boundiali to serve as the regional heart.
- Environmental and social impact study to be completed in Q2 2026
- Three mining licence applications well progressed – expected to be granted in mid (Q3) 2026
- Excellent infrastructure with roads, water, 225kV grid power and flat development friendly landscape
- +100,000m DD underway in 26: Multiple MRE updates in CY2026



# What we are doing at Boundiali (*continued*)

## – PFS expected Q2 2026

- **Preliminary metallurgical testing indicates:** Ore is likely suitable for a conventional SAG & Ball milling circuit
- **Gravity gold recovery:** Gold can be recovered at 50% to 60% using gravity methods at a 106 $\mu$ m grind
- **Fast leaching kinetics:** Leaching can generally be achieved in 24 hours or less
- **High overall gold recoveries:** Overall gold recoveries (gravity + leaching) are excellent at a reasonably coarse grind (95-99% at 106  $\mu$ m)
- **Leads to reduction in reagents:** Leaching on the gravity tails showed a decrease of 32% in lime consumption and a decrease of 40% in cyanide consumption at a P80 of 106 $\mu$ m when compared to whole ore cyanidation leaching
- **Conventional free milling, gravity & CIL circuit suitable:** A typical gravity concentration and Carbon-in-Leach (CIL) circuit is expected to process Boundiali material.



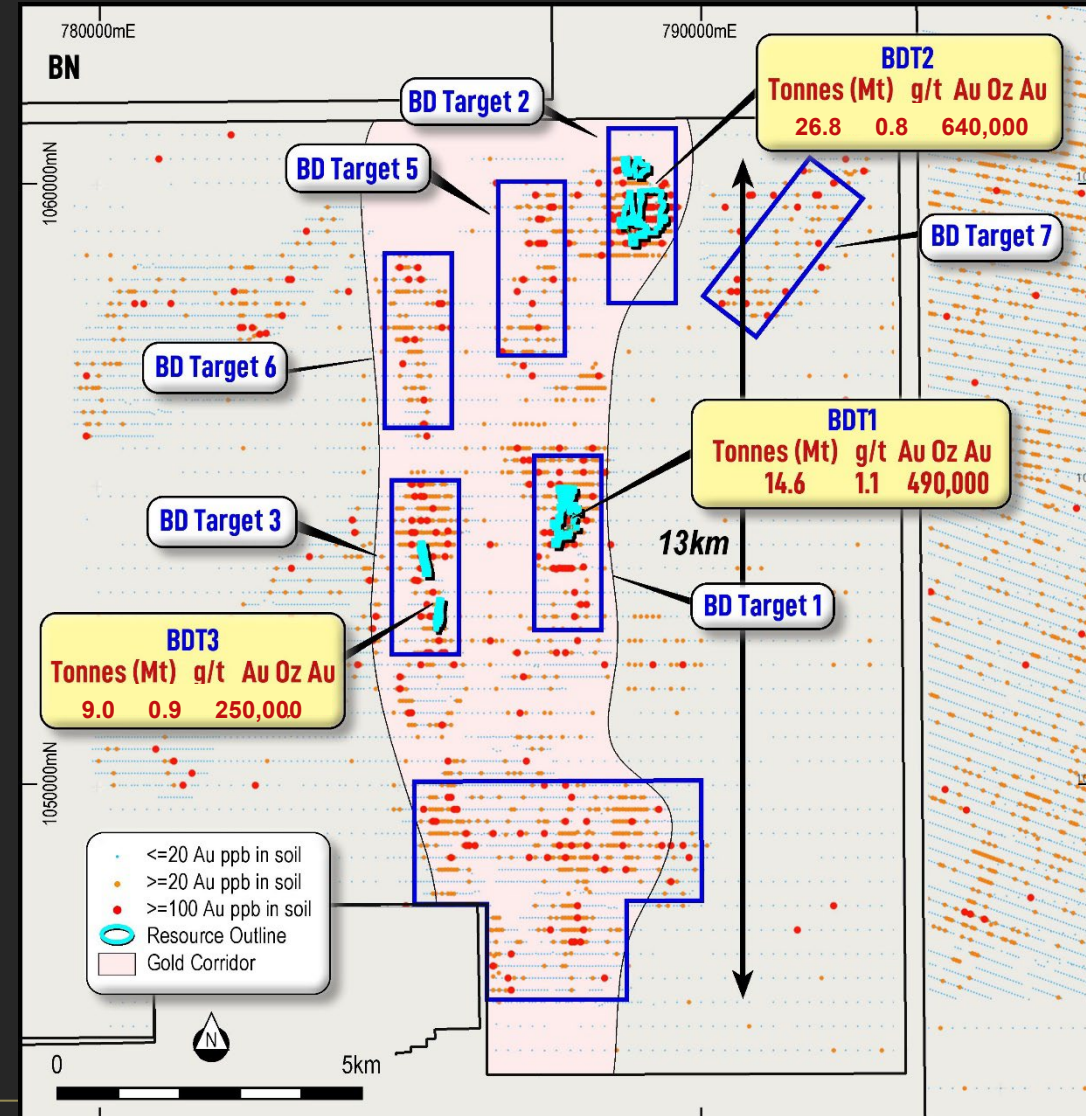
(An example of single-stage SAG mill system)

# What we are doing at Boundiali (*continued*)

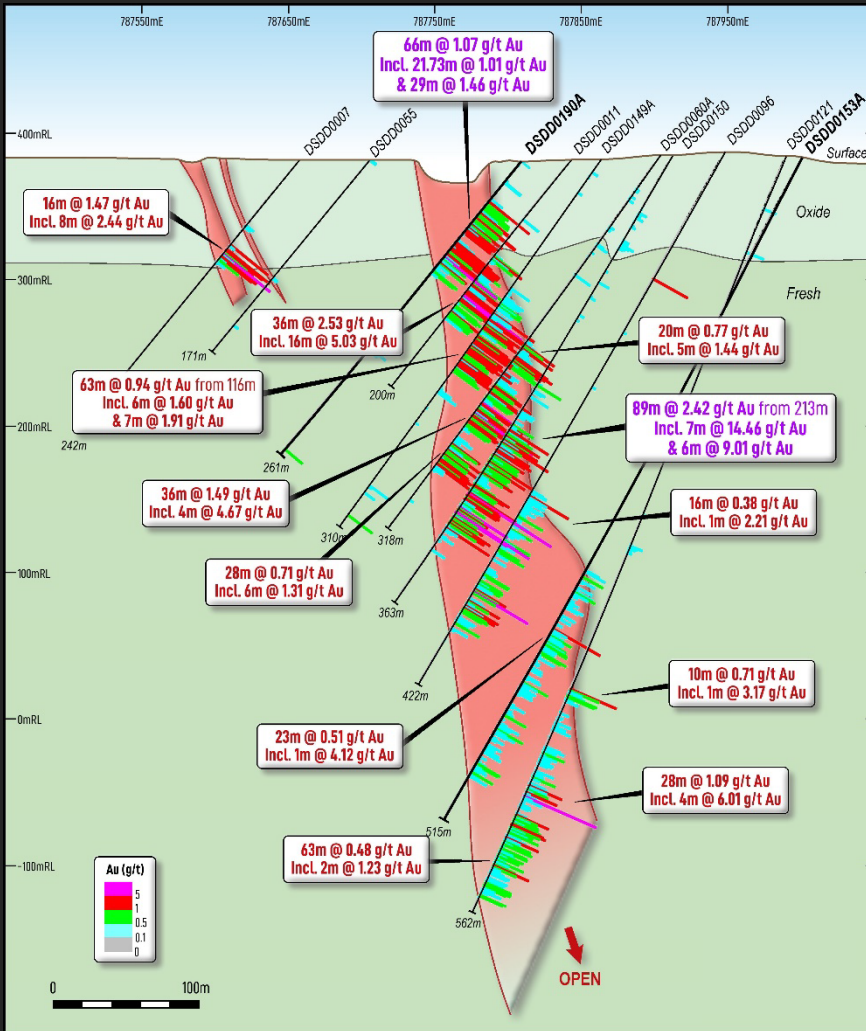
## – More Gold Resource Growth at BD tenement

### 13km by 3km Nyangboue Gold Corridor

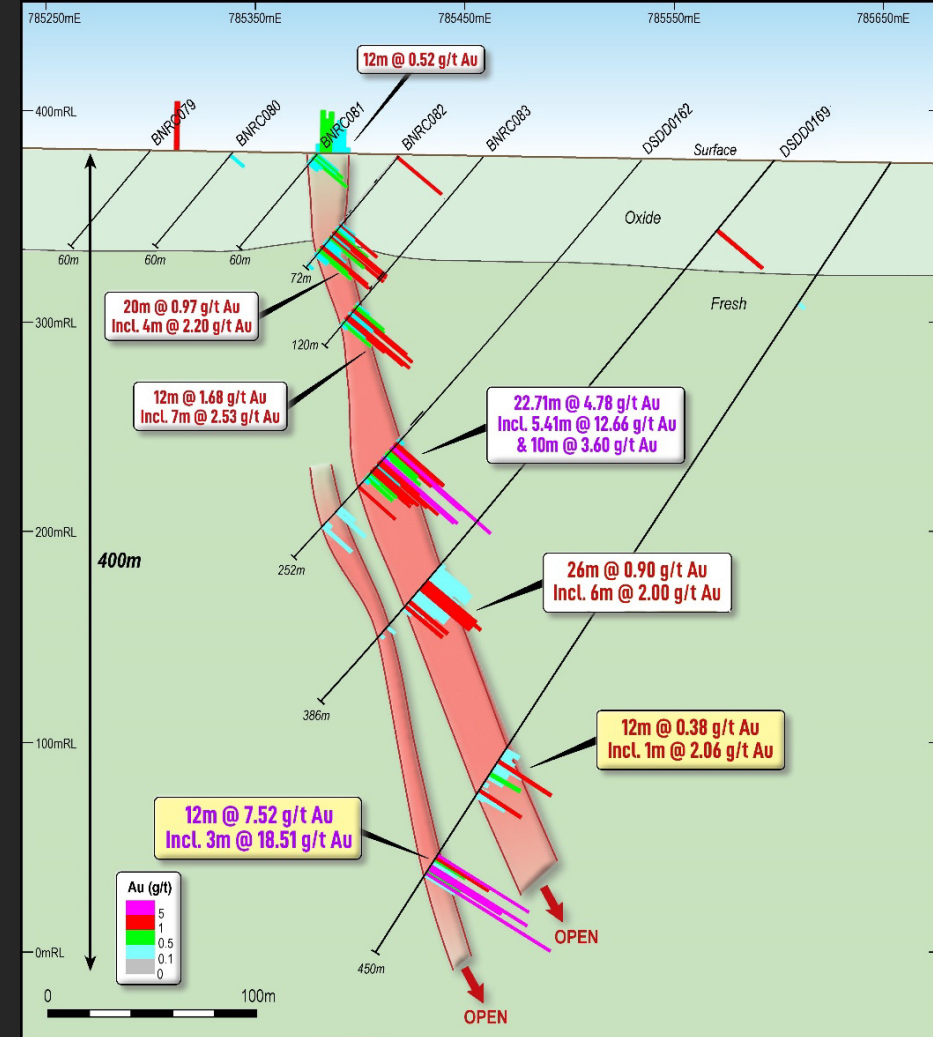
- **1.38Moz discovered** so far from drilling at three deposits (**BDT1**, **BDT2** and **BDT3**)
- Gold mineralisation hosted in a **thick**, north-south trending sandstone unit
- Gold mineralisation remains **open** in all directions
- Drilling **ongoing** targeting resource growth from three deposits and five undrilled prospects
- Significant drill results include:
  - **83m @ 4.87 g/t Au** from 106m incl. **6.29m @ 34.94 g/t Au** & **8m @ 14.81 g/t Au** (DSDD0148)
  - **89m @ 2.42 g/t Au** from 213 m inc. **7m @ 14.46 g/t Au** & **6m @ 9.01 g/t Au** (DSDD0150)
  - **12m @ 22.02 g/t Au** from 145m incl. **7m @ 27.50 g/t Au** (DSDD0136)
  - **73m @ 2.15g/t Au** from 172m incl. **4m @ 18.63g/t Au** (DSDD0012)



# BD Gold JV Project: Example cross sections



**BDT1**



**BDT3**

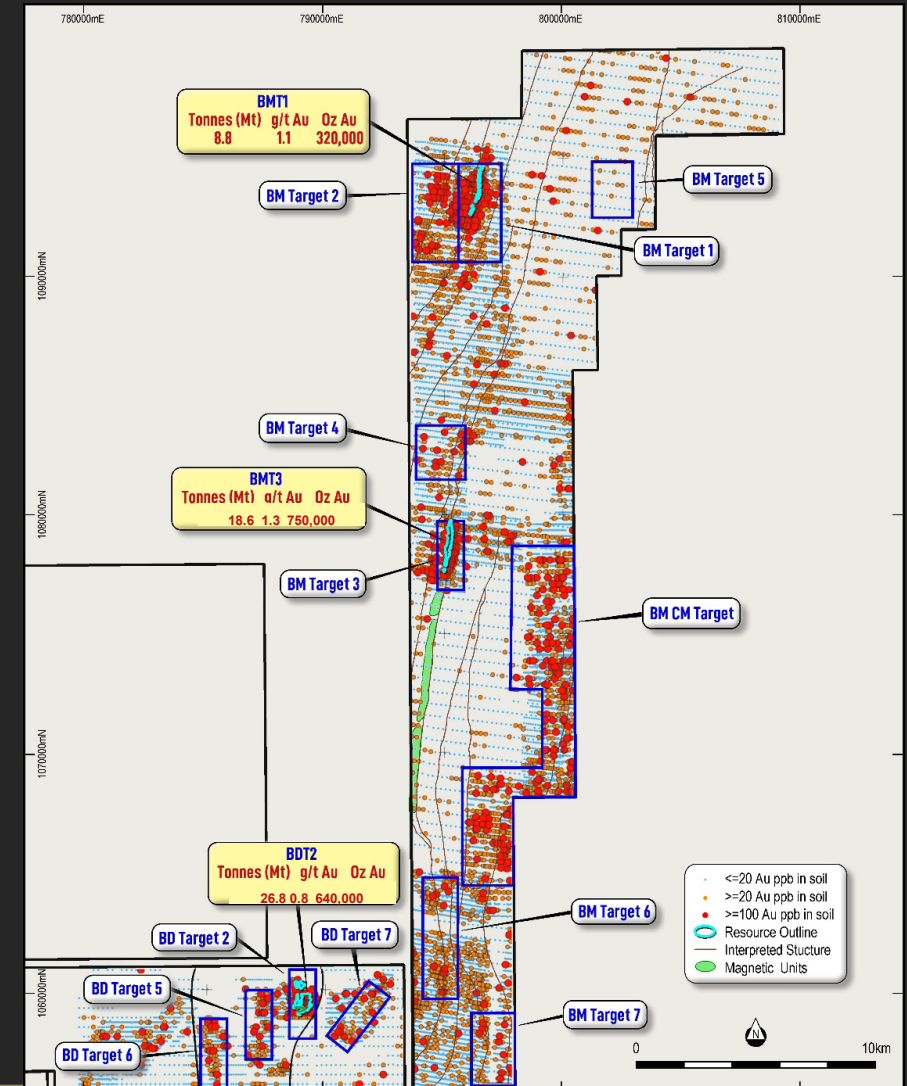
ersonal use only

# What we are doing at Boundiali (*continued*)

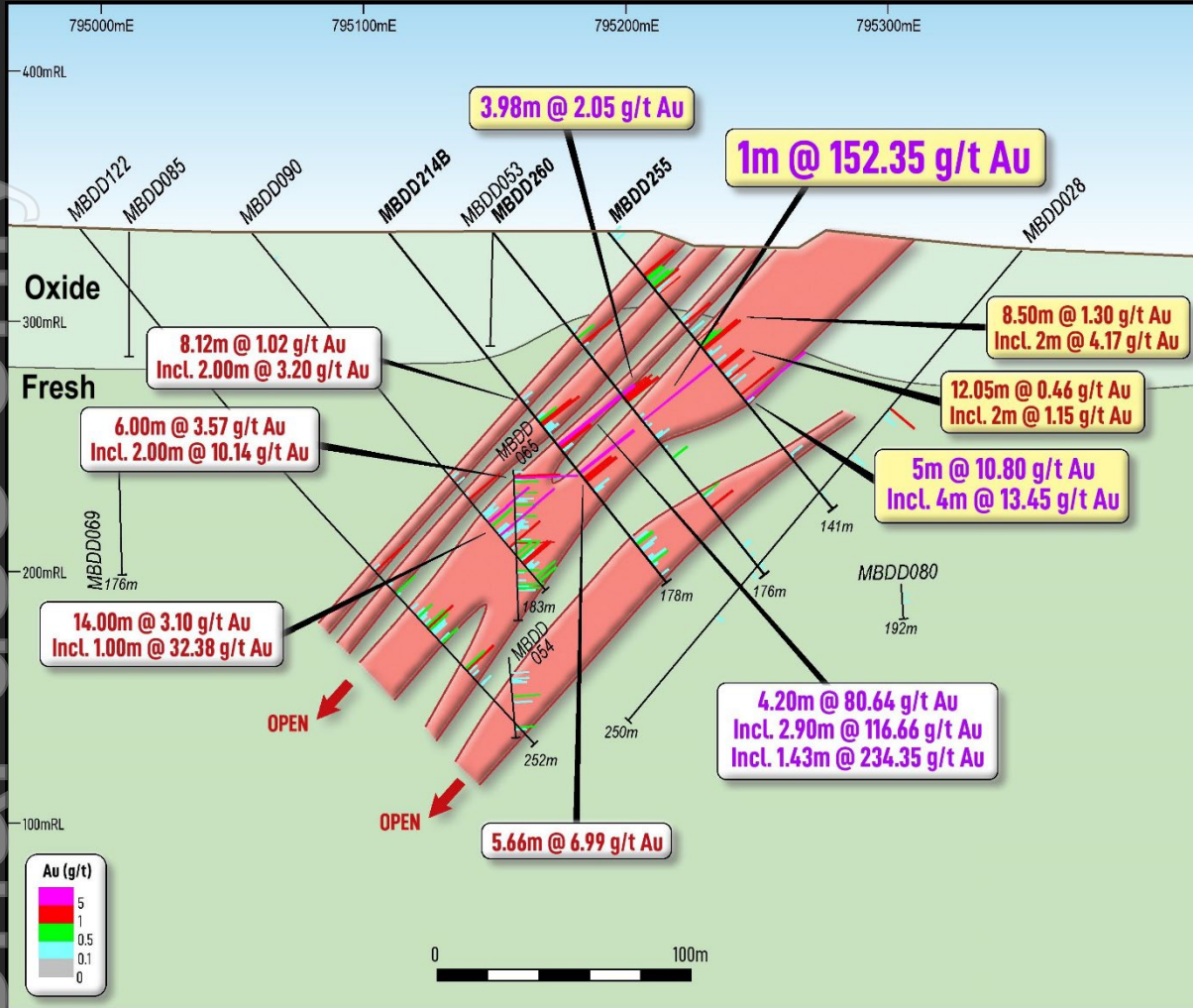
## – Multiple prospects on BD tenement to be drilled for growth

### Fast Growing and Underexplored

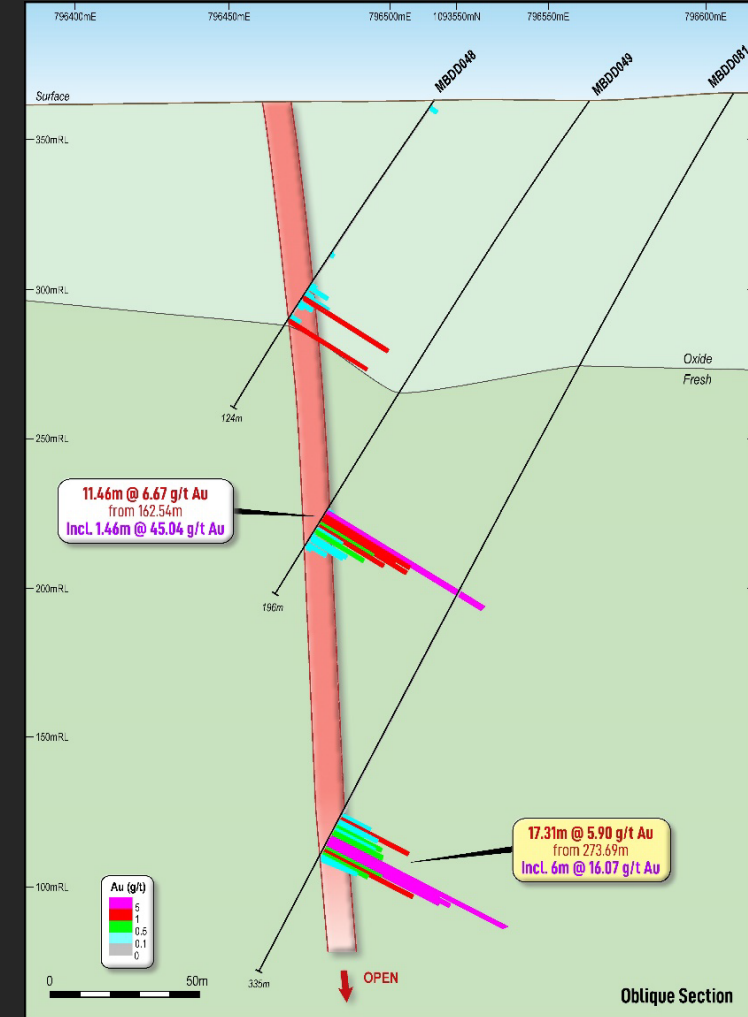
- **1.07Moz discovered** so far from drilling at two deposits (**BMT1 and BMT3**)
- **Gold mineralisation** can occur as plunging high-grade shoots hosted in NNE trending shear zones
- **Gold mineralisation** remains **open** in all directions
- Drilling **ongoing** targeting resource growth from two deposits and six undrilled prospects. Underexplored, only ~5km of 57km gold mineralised shears drill tested
- Significant drill results include:
  - **4.20m @ 80.64 g/t Au** from 107m inc. **2.90m @ 116.66 g/t Au** inc. **1.43m @ 234.35 g/t Au** & 5.66 m @ 6.99 g/t Au from 121m (MBDD214B)
  - **1.19m @ 277.54 g/t Au** from 31m (MBDD118)
  - **9m @ 24.61 g/t Au** from 221m inc. **4m @ 54.64 g/t Au** from 222m (MBDD174)
  - **1m @ 150.50 g/t Au** within **3m @ 50.56 g/t Au** from 124m (MBDD130)
  - **2m @ 63.55 g/t Au** from 111m inc. **1m @ 110.95 g/t Au** & 23m @ 2.04 g/t Au from 118m (MBDD123)



# BM Gold JV Project: Example cross sections



**BMT3**



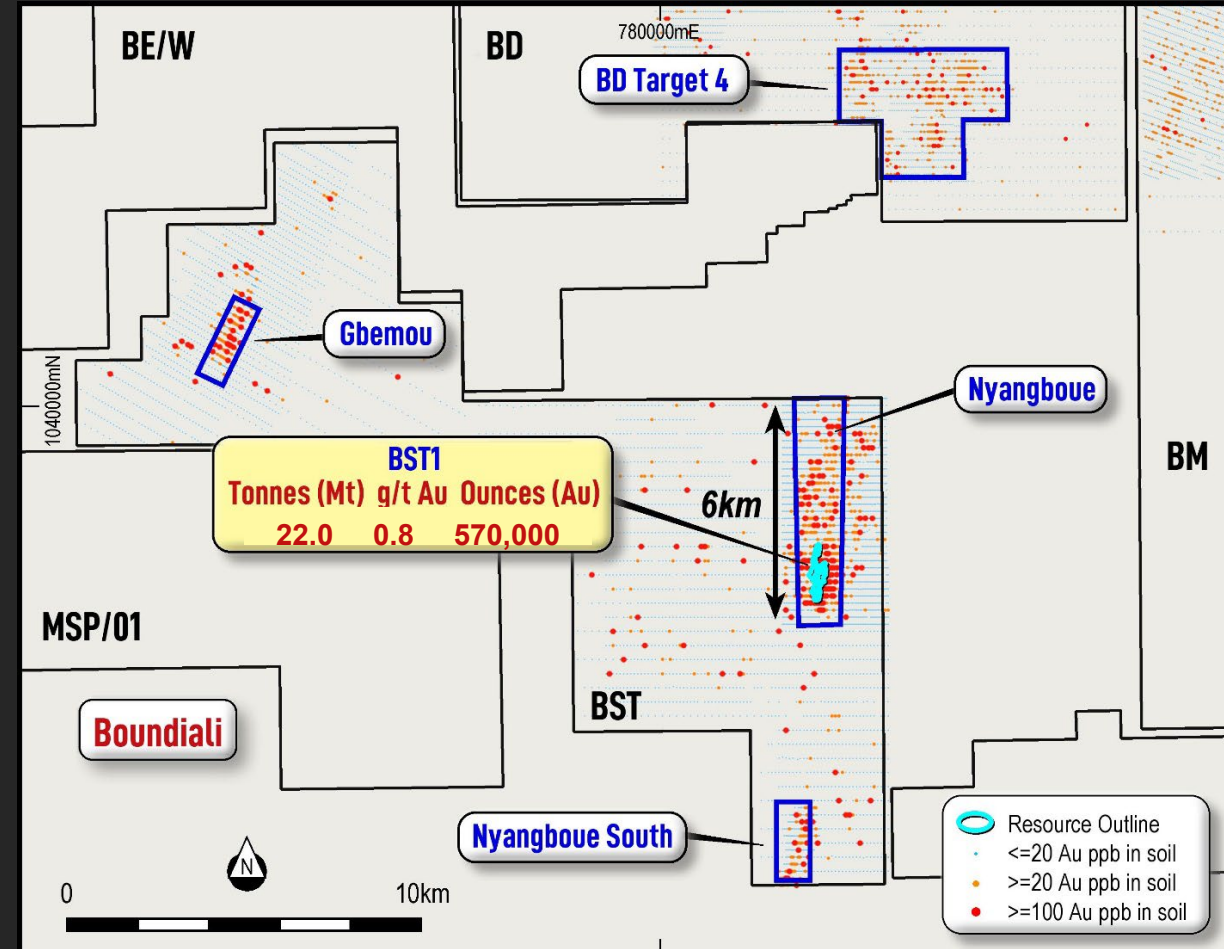
**BMT1**

# What we are doing at Boundiali (*continued*)

## – BST Gold Project: Shallow resource primed for growth

### Multiple Drill-Ready Targets

- **0.57Moz defined** so far from shallow drilling at **BST1**
- **Gold mineralisation** is hosted in a thick, north-south trending sandstone/conglomerate package
- **Gold mineralisation** remains **open** in all directions
- Drilling **ongoing** targeting resource growth from one deposit and two sparsely drilled prospects (5.5km strike)
- Significant drill results include:
  - **20m @ 10.45g/t Au** from 38m (BRC0004S BIS)
  - **30m @ 8.30g/t Au** from 39m (NDC007)
  - **28m @ 4.04g/t Au** from 3m and **6m @ 3.29g/t Au** from 47m (BRC003)
  - **9m @ 7.90g/t Au** from 99m (BRC006)
  - **27m @ 2.42g/t Au** from 27m (BRC175)
  - **20m @ 1.29g/t Au** from 211m (NDC016)
  - **2m @ 13.57g/t Au** from 130m (NDC017)



# 2026 Milestones at Boundiali Gold Project



CATALYST	STATUS	TIMELINE*	STRATEGIC IMPACT
Boundiali Resource Update	Delivered	23 Feb 2026	Confirmation of Hub scale
Napié Resource Update	Delivered	10 April 2026	Confirmation of growth potential
Boundiali PFS	Advanced	Q2 2026	Initial NPV and capital cost validation
Environmental Approval	Underway	Q3 2026	Required for Mining Licence grant
Mining Licence Grant	Applied	Q3 2026	Full de-risking for project financing
Boundiali Resource Update	Follow on Q1 update	Q3 2026	Update for DFS
DFS and Project Funding	Planning	H2 2026	FID and commencement of construction

\*This timetable is indicative only and may change. Please refer to key risks that may cause changes to the timetable

ersonal use only

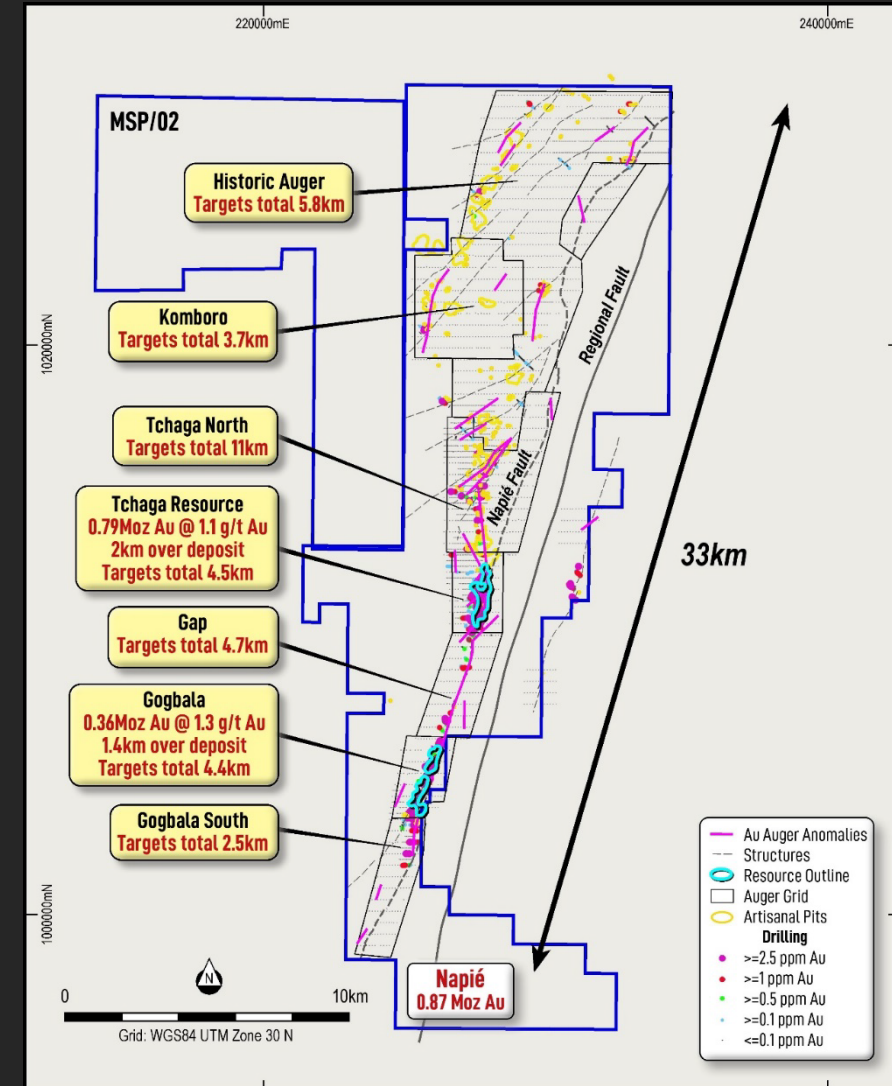
# Napié Gold Project: 1.16Moz within 4.5km

– over 26km of undrilled gold-bearing shear for growth

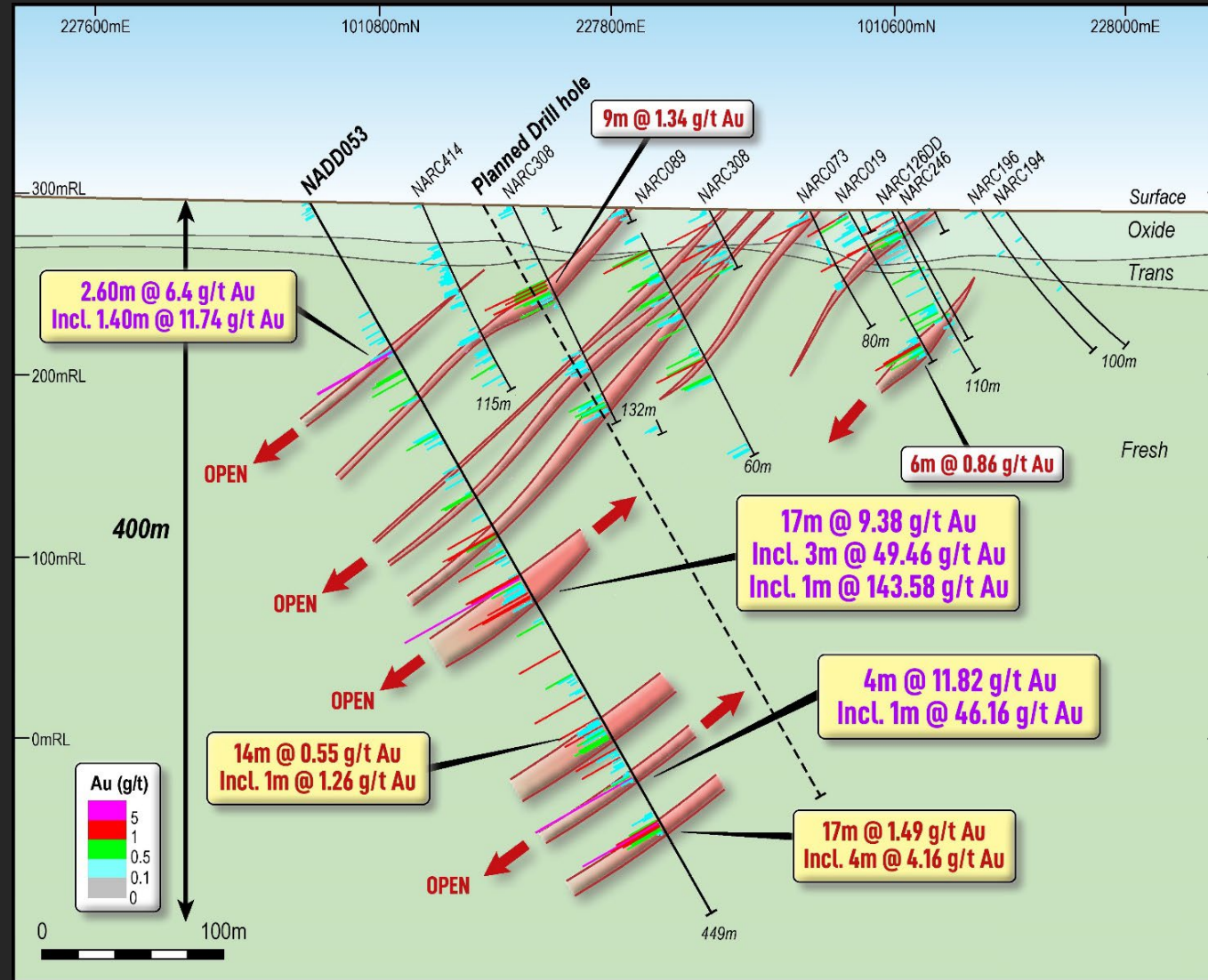


More than 93% of the MRE is shallower than 150m

- 1.16Moz at 1.2 g/t Au across the Tchaga and Gogbala deposits, including:
  - Maiden Indicated Resource 8.9Mt at 1.2 g/t Au for 0.35Moz gold
  - Inferred Resource 21.2Mt at 1.2 g/t Au for 0.82Moz gold
- Gold mineralisation remains open in all directions
- Significant drill results include:
  - 41m @ 4.51g/t Au from 17m (NARC216)
  - 13m @ 20.82g/t Au from 32m (NARC145)
  - 9m @ 22.73g/t Au from 36m within 32m @ 7.10g/t Au from 13m (NARC184)
  - 10m @ 18.98g/t Au from 7m (NARC486)
  - 26m @ 4.34g/t Au from surface (NARC214)
  - 17m @ 9.38 g/t Au from 236m inc. 3m @ 49.46 g/t Au inc. 1m @ 143.58 g/t Au (NADD053)
- Preliminary met testwork returned +94% average gold recoveries
- Excellent infrastructure with roads, water and grid power



# Napié Gold Project: Cross section (Tchaga)



ersonal use only

# Growing Local Partnerships



- Aurum's success in Côte d'Ivoire is rooted in our deep commitment to the communities where we operate.
- We prioritise local employment and sustainable environmental management.



1. Aurum was the sole sponsor of “PINK OCTOBER”, 2025.
2. Aurum is closely working with communities and local authorities.
3. Aurum built a new bridge at Napié.



ersonal use only

# Want to know more about Aurum?



Contact us + 61 8 6559 1792

**Dr Caigen Wang**

Managing Director

[caigen.wang@aurumres.com.au](mailto:caigen.wang@aurumres.com.au)

**Mark Strizek**


Executive Director

[mark.strizek@aurumres.com.au](mailto:mark.strizek@aurumres.com.au)

**Richard Simpson**

Non-Executive Chairman

[richard.simpson@aurumres.com.au](mailto:richard.simpson@aurumres.com.au)



[www.aurumres.com.au](http://www.aurumres.com.au)



ersonal use only



**Ehouinsou Kacou Fabrice**  
**Senior Exploration Geologist**

**Ouattara Yaya (MAusIMM)**  
**Exploration Manager**

# Appendix



Statement of Boundiali Mineral Resources by Deposit as at 31 January 2026, for BST1, BDT1, BDT2, BDT3, BMT1 and BMT3 deposits with 0.4 g/t Au cut off above 300m depth, and 1.5 g/t below 300m depth<sup>1</sup>

Area	Class	Oxide			Transition			Fresh			Total		
		Quantity (Mt)	Au (g/t)	Au (MOz)	Quantity (Mt)	Au (g/t)	Au (MOz)	Quantity (Mt)	Au (g/t)	Au (MOz)	Quantity (Mt)	Au (g/t)	Au (MOz)
BST	Indicated	1.1	0.9	0.03	1.1	1.0	0.03	4.7	0.8	0.13	6.9	0.9	0.19
	Inferred	0.7	0.7	0.02	0.8	0.8	0.02	13.7	0.8	0.34	15.1	0.8	0.38
	<b>Sub Total</b>	<b>1.8</b>	<b>0.9</b>	<b>0.05</b>	<b>1.8</b>	<b>0.9</b>	<b>0.05</b>	<b>18.4</b>	<b>0.8</b>	<b>0.47</b>	<b>22.0</b>	<b>0.8</b>	<b>0.57</b>
BDT1	Indicated	0.6	0.9	0.02	0.5	0.9	0.02	10.8	1.1	0.38	12.0	1.1	0.41
	Inferred	0.2	0.9	0.01	0.2	0.9	0.01	2.2	1.0	0.07	2.6	1.0	0.08
	<b>Sub Total</b>	<b>0.8</b>	<b>0.9</b>	<b>0.02</b>	<b>0.7</b>	<b>0.9</b>	<b>0.02</b>	<b>13.0</b>	<b>1.1</b>	<b>0.45</b>	<b>14.6</b>	<b>1.1</b>	<b>0.49</b>
BDT2	Indicated	0.5	0.79	0.01	0.5	0.7	0.01	8.7	0.8	0.21	9.6	0.8	0.24
	Inferred	0.5	0.86	0.01	1.0	0.8	0.02	15.6	0.7	0.37	17.1	0.7	0.41
	<b>Sub Total</b>	<b>1.0</b>	<b>0.8</b>	<b>0.03</b>	<b>1.5</b>	<b>0.7</b>	<b>0.03</b>	<b>24.3</b>	<b>0.7</b>	<b>0.58</b>	<b>26.8</b>	<b>0.8</b>	<b>0.64</b>
BDT3	Indicated												
	Inferred	0.5	0.8	0.01	0.4	0.8	0.01	8.1	0.9	0.22	9.0	0.9	0.25
	<b>Sub Total</b>	<b>0.5</b>	<b>0.8</b>	<b>0.01</b>	<b>0.4</b>	<b>0.8</b>	<b>0.01</b>	<b>8.1</b>	<b>0.9</b>	<b>0.22</b>	<b>9.0</b>	<b>0.9</b>	<b>0.25</b>
BMT1	Indicated												
	Inferred	0.5	0.8	0.01	0.2	0.8	0.004	8.2	1.2	0.30	8.8	1.1	0.32
	<b>Sub Total</b>	<b>0.5</b>	<b>0.8</b>	<b>0.01</b>	<b>0.2</b>	<b>0.8</b>	<b>0.004</b>	<b>8.2</b>	<b>1.2</b>	<b>0.30</b>	<b>8.8</b>	<b>1.1</b>	<b>0.32</b>
BMT3	Indicated	0.6	1.2	0.02	0.6	1.3	0.03	11.2	1.3	0.48	12.4	1.3	0.53
	Inferred	0.0	1.2	0.00	0.0	1.3	0.00	6.1	1.1	0.22	6.2	1.1	0.22
	<b>Sub Total</b>	<b>0.6</b>	<b>1.2</b>	<b>0.02</b>	<b>0.7</b>	<b>1.3</b>	<b>0.03</b>	<b>17.3</b>	<b>1.3</b>	<b>0.70</b>	<b>18.6</b>	<b>1.3</b>	<b>0.75</b>
All	Indicated	2.7	1.0	0.08	2.7	1.0	0.09	35.4	1.1	1.20	40.8	1.0	1.37
	Inferred	2.4	0.8	0.06	2.5	0.8	0.07	53.9	0.9	1.53	58.8	0.9	1.66
	<b>Total</b>	<b>5.1</b>	<b>0.9</b>	<b>0.15</b>	<b>5.2</b>	<b>0.9</b>	<b>0.15</b>	<b>89.3</b>	<b>1.0</b>	<b>2.73</b>	<b>99.7</b>	<b>1.0</b>	<b>3.03</b>

Statement of Napié Mineral Resources by Deposit as at 6 February 2026, for Tchaga and Gogbala deposits with 0.3 g/t Au cut off above 300m depth, and 1.0 g/t below 300m depth<sup>2</sup>


Area	Class	Oxide			Transition			Fresh			Total		
		Quantity (Mt)	Au (g/t)	Au (MOz)	Quantity (Mt)	Au (g/t)	Au (MOz)	Quantity (Mt)	Au (g/t)	Au (MOz)	Quantity (Mt)	Au (g/t)	Au (MOz)
Tchaga	Indicated	0.79	1.3	0.03	0.51	1.2	0.02	6.06	1.1	0.22	7.36	1.2	0.28
	Inferred	0.41	1.0	0.01	0.43	0.8	0.01	13.28	1.1	0.48	14.13	1.1	0.51
	<b>Sub Total</b>	<b>1.20</b>	<b>1.2</b>	<b>0.05</b>	<b>0.94</b>	<b>1.0</b>	<b>0.03</b>	<b>19.35</b>	<b>1.1</b>	<b>0.70</b>	<b>21.49</b>	<b>1.1</b>	<b>0.79</b>
Gogbala	Indicated	0.18	1.6	0.01	0.29	1.3	0.01	1.04	1.4	0.05	1.52	1.4	0.07
	Inferred	0.53	1.0	0.02	0.81	1.0	0.03	5.68	1.4	0.26	7.03	1.3	0.29
	<b>Sub Total</b>	<b>0.72</b>	<b>1.1</b>	<b>0.03</b>	<b>1.11</b>	<b>1.0</b>	<b>0.04</b>	<b>6.72</b>	<b>1.4</b>	<b>0.30</b>	<b>8.55</b>	<b>1.3</b>	<b>0.36</b>
All	Indicated	0.98	1.4	0.04	0.80	1.2	0.03	7.10	1.2	0.27	8.88	1.2	0.35
	Inferred	0.94	1.0	0.03	1.25	0.9	0.04	18.97	1.2	0.74	21.16	1.2	0.82
	<b>Sub Total</b>	<b>1.92</b>	<b>1.2</b>	<b>0.07</b>	<b>2.05</b>	<b>1.0</b>	<b>0.07</b>	<b>26.07</b>	<b>1.2</b>	<b>1.01</b>	<b>30.04</b>	<b>1.2</b>	<b>1.16</b>

## AURUM RESOURCES

1 "Boundiali Resource Grows to 3Moz - Indicated Up 49%" released to the Australian Securities Exchange on 23 February 2026 and available to view on [www.asx.com.au](http://www.asx.com.au).

2 "Napie Grows to 1.2Moz Au and Aurume reaches 4.2Moz Au" released to the Australian Securities Exchange on 10 February 2026 and available to view on [www.asx.com.au](http://www.asx.com.au).

# Côte d'Ivoire – Growing Gold Producer



## Stable

Political governance and strong economic performance



## Extensive Birimian

Gold-bearing rocks with approximately 34% of West Africa's greenstone host over 60+1Moz deposits



## Underexplored

World-class discovery potential



## Proven jurisdiction

For mine development with modern, transparent and attractive mining code



## Eight operating Gold mines

>1.5Moz pa (Barrick, Endeavour, Perseus, Tietto, Allied Gold and Fortuna)



## Excellent infrastructure

Extensive network of sealed roads, grid power and HV transmission lines, skilled local workforce and contractors

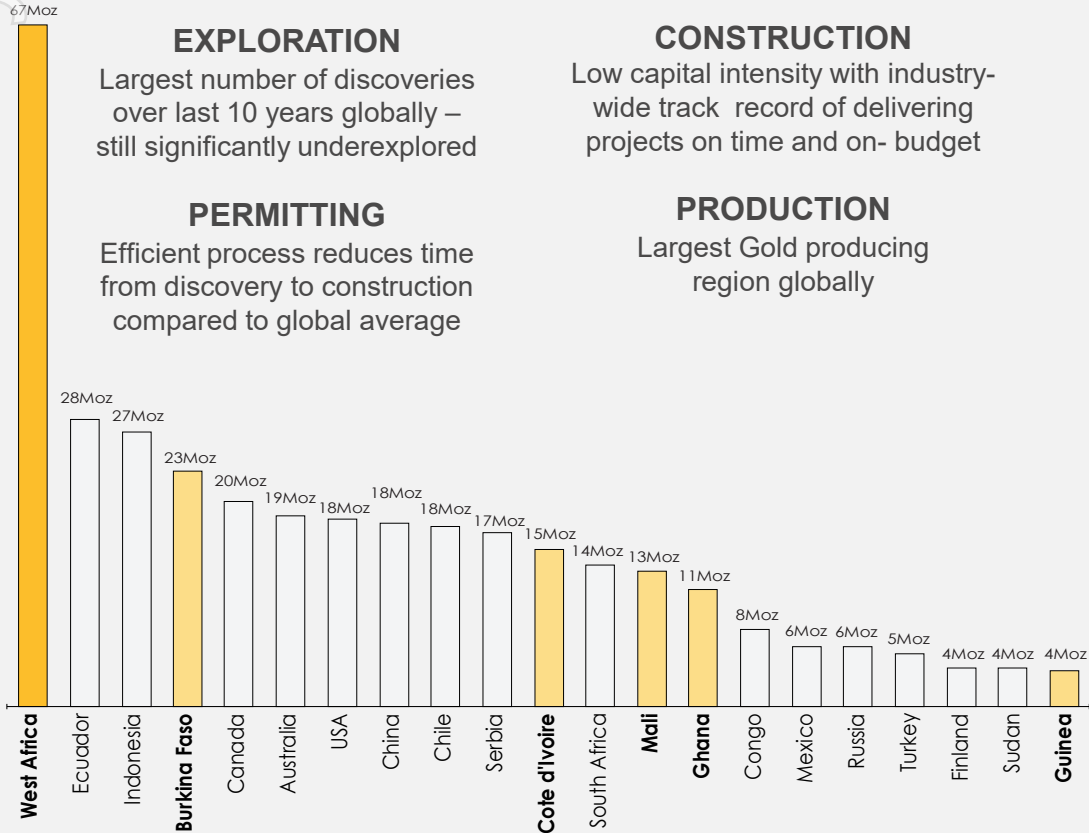


Alassane Ouattara Bridge - Abidjan

# West Africa - Destination of Choice

## DISCOVERIES BY AREA

2010-2021



### EXPLORATION

Largest number of discoveries over last 10 years globally – still significantly underexplored

### PERMITTING

Efficient process reduces time from discovery to construction compared to global average

### CONSTRUCTION

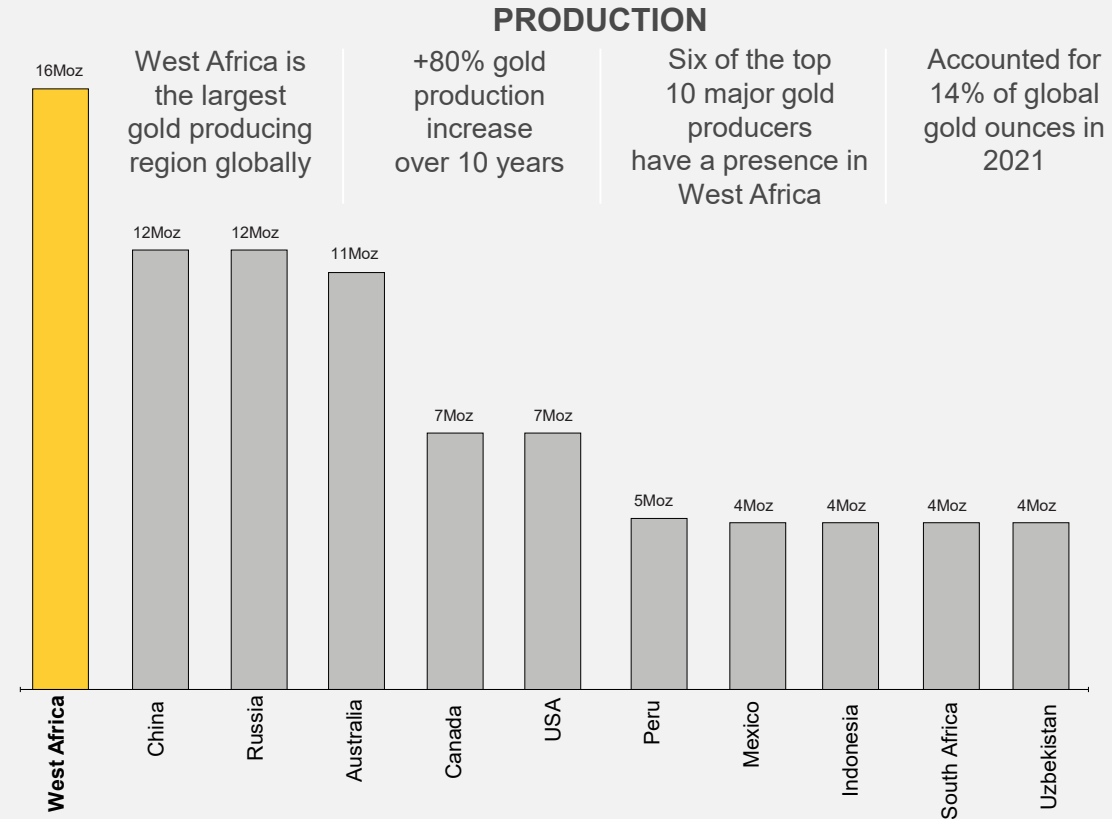
Low capital intensity with industry-wide track record of delivering projects on time and on-budget

### PRODUCTION

Largest Gold producing region globally

## ANNUAL GOLD PRODUCTION BY REGION

IN MILLIONS OF OUNCES, FOR 2021



### PRODUCTION

West Africa is the largest gold producing region globally

+80% gold production increase over 10 years

Six of the top 10 major gold producers have a presence in West Africa


Accounted for 14% of global gold ounces in 2021

Source: S&P Global Market Intelligence, Endeavour Mining. West Africa includes Burkina Faso, Cote d'Ivoire, Ghana, Mali, Guinea and Senegal.

# West Africa - Destination of Choice (continued)

## GOLD PROJECT CONSTRUCTION

Based on 44 primary gold projects built since 2010

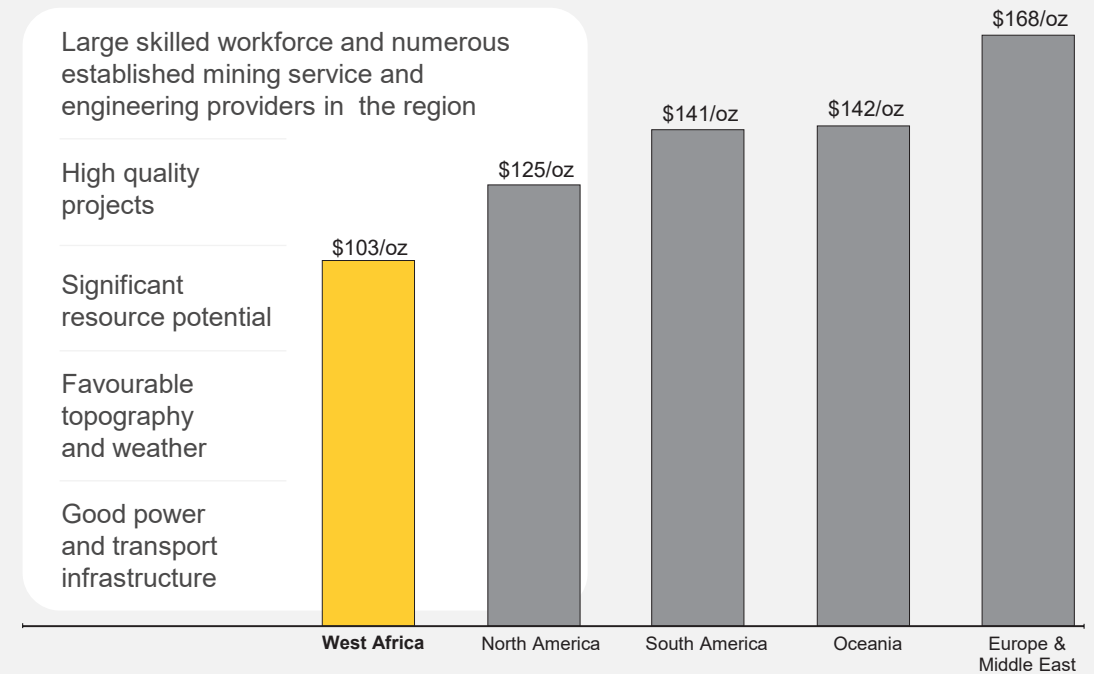


1) Based on expected construction timeline that remains on track as of 22 March 2023  
 Source: S&P Global, Endeavour Mining. West Africa consists of Cote d'Ivoire, Burkina Faso, Guinea, Senegal, and Mali.

## GOLD PROJECT CONSTRUCTION

Capital intensity calculated as development capital costs divided by M&I resource as per the feasibility study

Low capital intensity with industry-wide track record of delivering projects on time and on budget



- Large skilled workforce and numerous established mining service and engineering providers in the region
- High quality projects
- Significant resource potential
- Favourable topography and weather
- Good power and transport infrastructure

Source: S&P Global, Endeavour Mining. Considers primary Au mines with over 1Moz in M&I resources, with capital cost estimate published after 1 January 2018

# Aurum's Projects



## **BM gold project JV 80% interest** - PR0893 ("BM"), 400km<sup>2</sup>

Can earn 80-88% interest in future gold production company (Government gets 10% free carry from local partner):

80% if local partner contributes 11% capex

85% if local partner does not contribute capex – they go to 5% free carry

88% if local partner sells us 3% of their interest they go to 2% free carry

## **BD gold project JV 80% interest** - PR808 ("BD"), 260km<sup>2</sup>

Can earn 80-88% interest in future gold production company (Government gets 10% free carry from local partner):

80% if local partner contributes 11% capex

85% if local partner does not contribute capex – they go to 5% free carry

88% if local partner sells us 3% of their interest they go to 2% free carry

## **BST gold project 100% interest** – Application No. 0781 ("BST") 100%, 167.34km<sup>2</sup>

*Application for mining exploitation licence was lodged with the Ministry of Mines, Petroleum and Energy in March 2025.*

90% interest in future gold production company (Government get 10% free carry from Aurum interest)

## **BN gold project JV** - PR283 ("BN"), 208.87km<sup>2</sup>

Aurum is earning interest through carrying out exploration to earn 70% interest in three stages:

Stage 1: Aurum earns 35% interest by spending USD 1.2 million within 36 months of license grant

Stage 2: Aurum earns 51% interest by spending USD 2.5 million within 60 months of license grant

Stage 3: Aurum earns 70% interest upon completion of a pre-feasibility study on the tenement.

Diamond drilling conducted by Aurum will be valued at US\$140 per meter for expenditure calculations

Upon grant of a mining exploitation license, the ownership structure will be: Aurum (70%), GNRR (20%), Ivorian

Government (10%)

## **Encore JV Project**

Applications (No. 1740 and No. 1745) totalling nearly 320km<sup>2</sup> are strategically located between Aurum's existing **BD** and

**BST** tenements and south of **BM**, offering growth potential for its 1.6Moz Boundiali Gold Project.

Staged earn-in agreement aligns expenditure with milestones for each permit area:

Path to 51% interest: 4,000m diamond drilling.

Path to 80% interest: Additional 8,000m diamond drilling (total 12,000m) OR US\$2.5 million nominal expenditure.

## **Major Star Plus Partnership Projects**

Applications (No. 0791), 114.53km<sup>2</sup>, is strategically located on the immediate south and west of **BST** tenement, offering growth potential for its 2.41Moz Boundiali Gold Project.

Applications (No. 0793), 99.12km<sup>2</sup>, are structurally located on the immediate west of the Napié gold project, offering growth potential for its 0.87Moz Napié Project.

Path to 51% interest in an exploration permit: Either USD1.5 million nominal expenditure or 7,000m diamond drilling.

Path to 80% interest in an exploration permit: Either USD3.0 million nominal expenditure or 15,000m diamond drilling

Path to 95% interest in an exploration permit: Completion of Pre-Feasibility Study

85.5~87% interest in a future production mine

## **Mako Gold Pty Ltd**

Wholly owned subsidiary of Aurum and holds the following projects:

0.87Moz Napié Gold Project. 90% Mako and African American Investment Fund (AAIF) has a 10% interest in the Napié Project free carried to completion of a feasibility study.

Korhogo Project (100%), significant manganese discovery

Brobo Project (100%), prospective for lithium/rare earths