



# Otavi Copper-Silver-Gold Project

Initial Mineral Resource Estimate  
& Pathway to Resource Growth

ASX: MM1

[www.midasminerals.com](http://www.midasminerals.com)





# Important Notices and Disclaimer

## Not a Disclosure Document

This presentation does not constitute an offer or invitation to subscribe for securities in Midas or any other entity. This presentation is not a Disclosure Document (as those terms are defined in the *Corporations Act 2001* (Cth) (**Corporations Act**)). This presentation does not constitute an offer in any jurisdiction or to any recipient to whom it would be unlawful to make such an offer. This presentation has not, nor will it be, lodged for prior review or approval with any regulatory body including the Australian Securities and Investments Commission or ASX Limited.

## Not a Recommendation or Financial Advice

The information in this presentation is not a recommendation to subscribe for securities in the Company and does not constitute financial advice. Any person who intends to subscribe for securities must conduct their own investigations, assessment and analysis of the Company and its operations and prospects and must base their investment decision solely on those investigations and that assessment and analysis. Prospective investors should consult their own legal, accounting and financial advisers about an investment in the Company.

## Reliance on Presentation

A recipient of this presentation must make their own assessment of the matters contained herein and rely on their own investigations and judgement in making an investment in the Company. This presentation does not purport to contain all the information a recipient of this presentation requires to make an informed decision whether to invest in the Company. Specifically, this presentation does not purport to contain all the information that investors and their professional advisers would reasonably require to make an informed assessment of the Company's assets and liabilities financial position and performance, profits, losses and prospects.

## No Other Material Authorised

Midas has not authorised any person to give any information or make any representation in connection with any proposed offer of securities in the Company or any other entity. A prospective investor cannot rely upon any information or representations not contained in this presentation.

## Investment Risk

There are a number of risks specific to the Company and of a general nature which may affect the future operating and financial performance of the Company and the value of an investment in the Company, including (without limitation) the Company's capital requirements, the potential for shareholders to be diluted, risks associated with mineral exploration, the reporting of resource estimates, budget risks and operational risks. An investment in the Company's securities is subject to known and unknown risks, some of which are beyond the Company's control. The Company does not guarantee any particular rate of return or the performance of the Company. Investors should have regard to the risk factors outlined in the Company's presentation dated 16 May 2025 under the caption "Key Risks" when making their investment decision.

## Forward Looking Statements

This presentation may contain forward-looking statements. Those forward-looking statements reflect views held only as at the date of this presentation. Any such statement is subject to inherent risks and uncertainties. Actual events or results may differ materially from the events or results expressed or implied in any forward-looking statement, and such deviations are both normal and to be expected. Recipients must make their own assessment about the likelihood of a matter, about which a forward-looking statement is made, occurring.

The Company makes no representation about the likelihood of a matter, about which a forward-looking statement is made, occurring. No representation or warranty is given, and nothing in this presentation or any other information made available by the Company or any other party should be relied upon as a promise or representation, as to the future condition of the respective businesses, projects and operations of the Company.

The Company and its directors, employees, agents, representatives, advisers and consultants give no representation or warranty to a recipient of this presentation as to the accuracy or completeness of the statements contained in this presentation or in relation to any other matter; and to the fullest extent permitted by law, disclaimer responsibility for and have no liability to a recipient of this presentation for any error or omission in or for any statement in this presentation, including if due to any negligence, fault or breach of duty of any type.

## Exclusion of Liability

No representation or warranty (whether express or implied) is made by Midas or any of its directors, officers, advisers, agents or employees (**Personnel**) as to the accuracy, completeness or reasonableness of the information, statements, opinions or matters (express or implied) arising out of, contained in or derived from this presentation or provided in connection with it, or any omission from this presentation. Neither Midas nor its Personnel accept any responsibility or liability arising out of this presentation including pursuant to the general law (whether for negligence, under statute or otherwise), or under any legislation. Any such responsibility or liability is, to the maximum extent permitted by law, expressly disclaimed and excluded.

## Competent Person Statements

The information in this presentation that relates to Exploration Results in respect of the Otavi Project were reported in accordance with the JORC Code and ASX Listing Rules in the Company's ASX announcements listed in the notes on slide 24 of this presentation. The information in this release that relates to the Mineral Resource Estimate for the Otavi Project reported in accordance with the JORC Code 2012 was released by Midas in an announcement titled 'Initial High-Grade Inferred Copper & Silver Resource of 211kt Copper Eq. for T-13 Deposit' released to the ASX on 16 April 2025. Details of the Mineral Resource Estimate are included on slide 23 of this presentation. The Company confirms that it is not aware of any new information or data that materially affects the information included in the relevant original market announcements, and in the case of estimates of Mineral Resources, that all material assumptions and technical parameters underpinning the estimates in the relevant market announcement continue to apply and have not materially changed. The Company confirms that the form and context in which the Competent Person's findings are presented have not been materially modified from the original market announcements.



# Otavi Copper-Silver-Gold Project



## The Opportunity

- › Exceptional exploration upside **significant prior expenditure**
- › Shallow, **high-grade and wide copper-silver-gold** mineralisation
- › Rapid resource growth – **multi deposit potential** – large tenure
- › Initial resource in within 4 months of acquisition
- › Value growth through the drill bit and feasibility
- › **High frequency of news flow**



## The Asset

- › Located in **Namibia**, a **tier 1** African Mining jurisdiction
- › **Prominent landholding**
- › 1,776km<sup>2</sup> project area, with <40% explored, **numerous drill targets**
- › Additional Options over ~1,500km<sup>2</sup>
- › **Historic intercepts<sup>1</sup> include:**
  - 17m at 7.24% Cu & 144.4g/t Ag
  - 45m at 2.43% Cu & 54.9g/t Ag
  - 39.9m at 2.4% Cu & 36.8g/t Ag
  - 20m at 4.16% Cu & 13.5g/t Ag
- › **MM1 discovery<sup>2</sup>** – Spaatzu
  - 44m at 1.36% Cu and 36.8g/t Ag incl. 16m at 2.55% Cu, 73g/t Ag



## The Team

- › Board and management have exceptional discovery and production **track record:**
  - Africa: **Perseus Mining, Moto Goldmines, Gryphon Minerals**
  - Copper: **FireFly Metals, Cygnus Metals**
  - ASX: **BGL, FFM, ASL, ETM, CY5, BVR, PRU**
- › Board & Management hold **8.4% of MM1**
- › Michael Naylor and Steve Parsons hold additional **6.2% of MM1**



# T-13 MRE Highlights

Initial Mineral Resource Estimate on **pre-acquisition drilling only** on high-grade T-13 Copper-Silver Deposit

**10.5Mt at 1.6% Cu and 21g/t Ag (2.0% CuEq), Inferred**

**169kt of Cu and 7.1Moz of Ag (211Kt of CuEq) 80% value in copper, 20% in silver**

High Grade of **4.9Mt at 3.2% CuEq** for **153Kt CuEq** in Main Zone

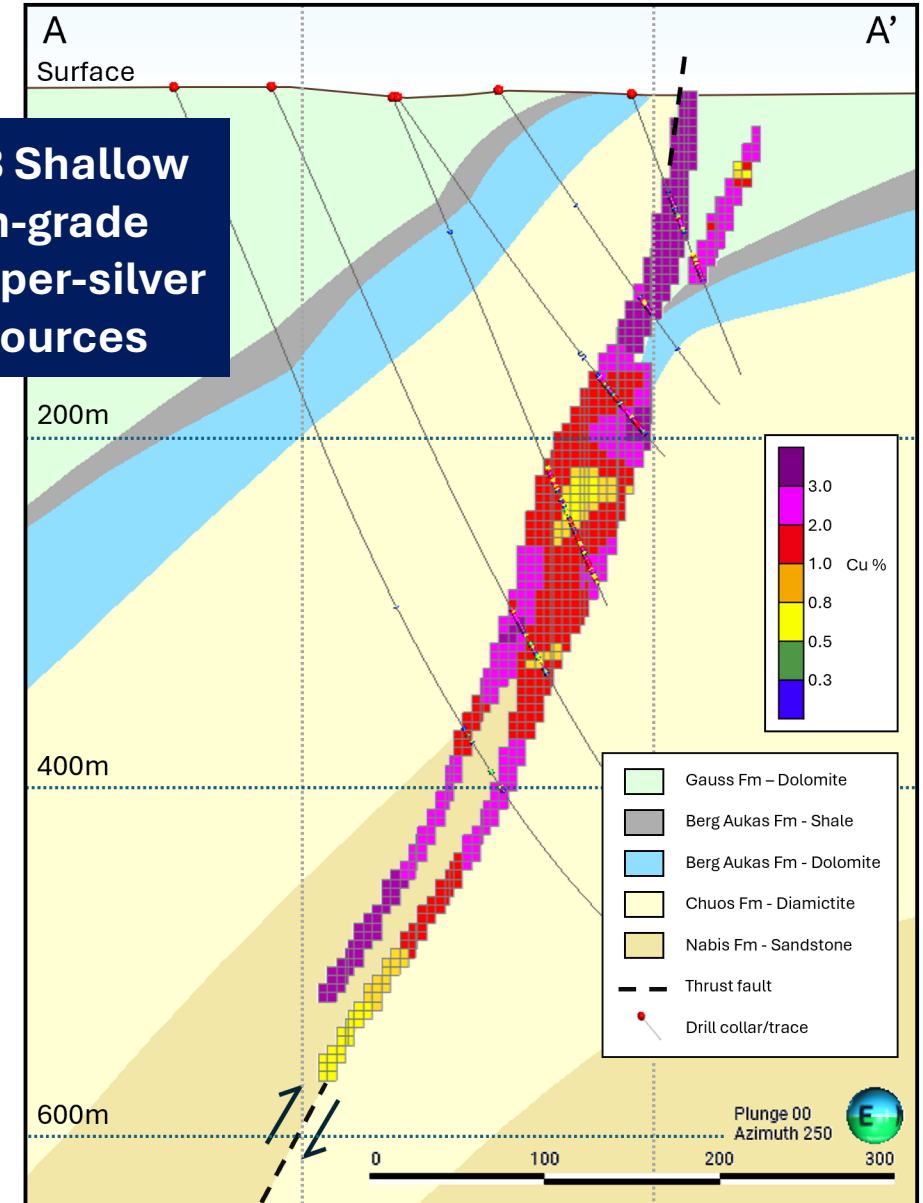
**~70% of metal or 145Kt CuEq at 2.4% CuEq** contained in within **300m** or surface, highlights economic potential and opportunities at depth with additional drilling

Sighter metallurgical tests indicates **high grade Cu & Ag Chalcocite-Covellite floatation concentrates** with very low levels of impurities

Infill and extensional drilling underway with two drill rigs on site, 15 diamond core holes completed, assays

pending  
[MIDASMINERALS.COM](http://MIDASMINERALS.COM)

**T-13 Shallow high-grade copper-silver Resources**



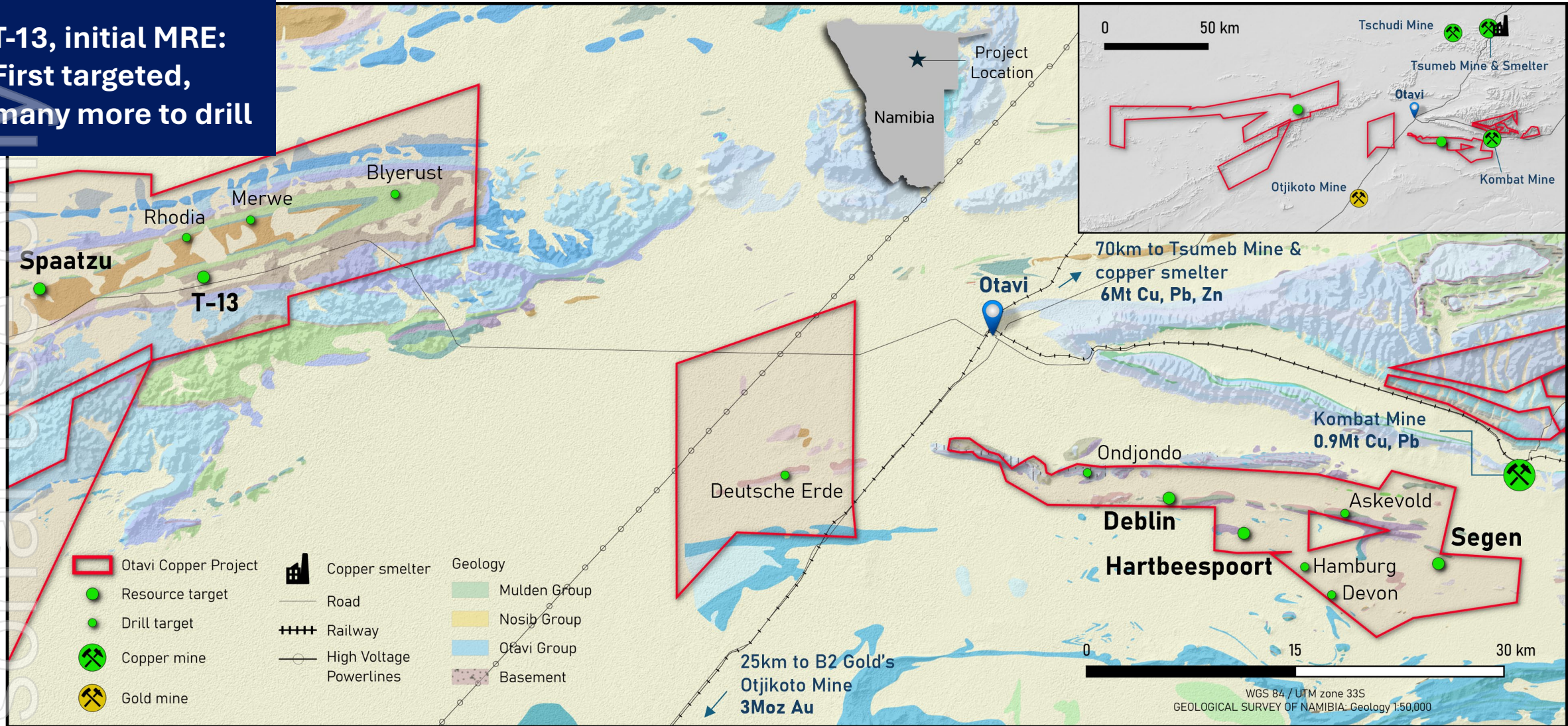
Cross section of T-13 Model - looking west

Personal use only



# Otavi Copper-Silver-Gold Project – Multiple Resource Targets

**T-13, initial MRE:  
First targeted,  
many more to drill**





# Otavi Copper-Silver-Gold Project – Resource Targets

## T-13

Initial Inf. MRE of 10.5Mt @ 2.0% CuEq

Two core rigs on site, targeting:

- Definition of shallow high grade;
- Infill of T-13 West; and
- Depth potential of high grade

## Spatzu

Midas recent discovery, shallow, high-grade Cu and Ag drill intercepts<sup>2</sup>, two rigs on site

## Deblin – Deblin South

Wide spaced drill hits over 1.1km strike including

**15m @ 4.15% Cu, 14.6g/t Ag and 0.22% Au<sup>1</sup>**

Drilling to commence soon as rains recedes in April

## Segen

Large soil anomaly with several shallow 1970's drill holes, results included EOH **12.5m @ 3.64% Cu<sup>1</sup>** (Ag, Au not assayed)

## Hartbeespoort

4km Cu, Au soil anomaly with Cu gossans, limited drilling including; near surface - **11.2m at 3.11% Cu, 28.4g/t Ag and 0.54g/t Au<sup>1</sup>**

## 4 Drill Rigs on Site

Looking to increase number of rigs as we build target pipeline and exit wet season.







# Namibia – Tier 1 African Jurisdiction

## RANKED 4<sup>TH</sup>

On Investment Attractiveness Index – Africa  
(Fraser Institute 2024)

## STABLE DEMOCRACY

Supportive of mining

## 37.5% TAX RATE

## 3% ROYALTY

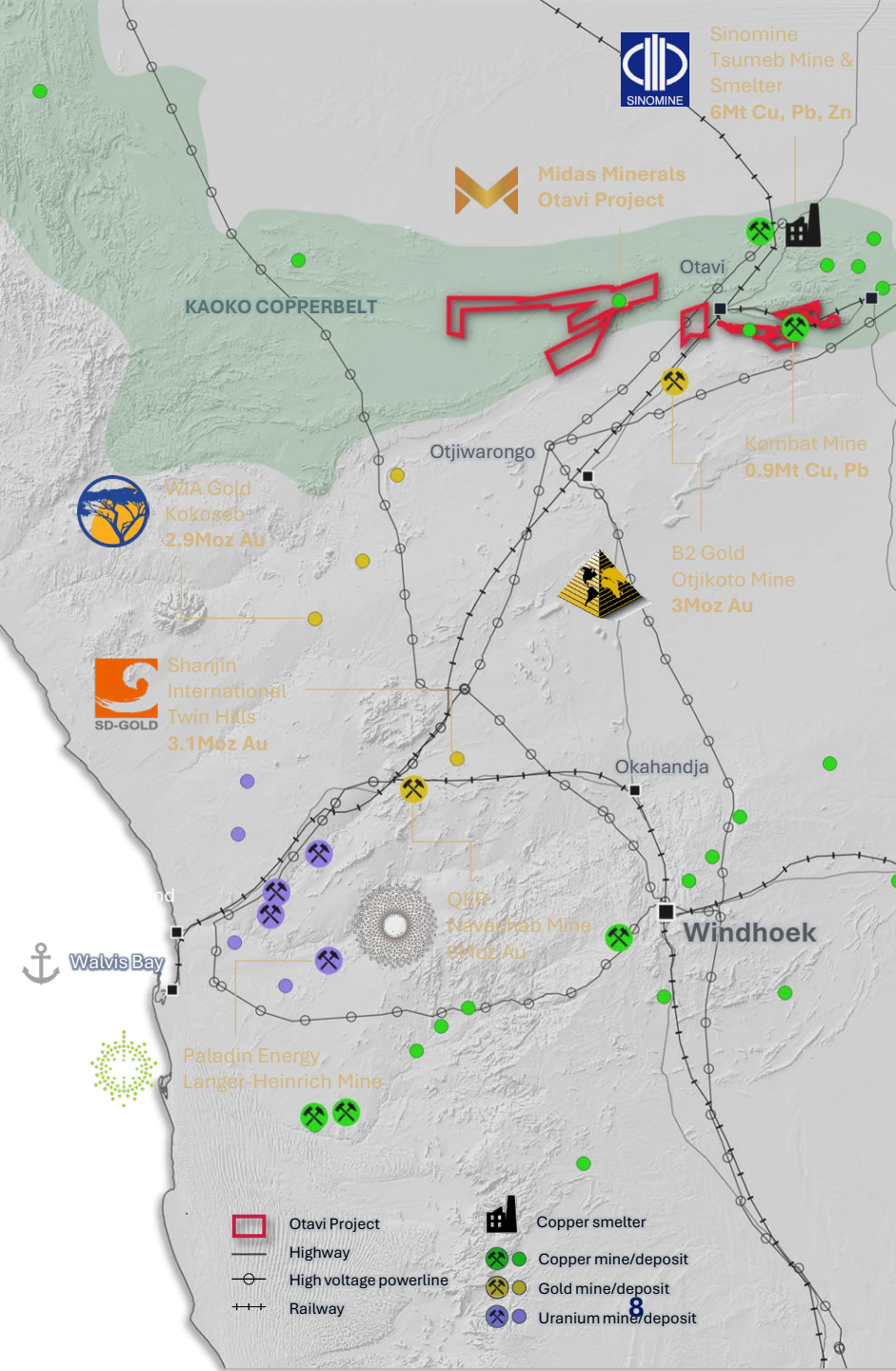
## 1% EXPORT LEVY



AFRICA

NAMIBIA

0 100 km



Sinomine  
Tsumeb Mine & Smelter  
6Mt Cu, Pb, Zn

Midas Minerals  
Otavi Project

KAOKO COPPERBELT

WIA Gold  
Kokoseb  
2.9Moz Au

Shanjin  
International  
Twin Hills  
3.1Moz Au

Otjiwarongo

Kombat Mine  
0.9Mt Cu, Pb

B2 Gold  
Otjikoto Mine  
3Moz Au

Walvis Bay

Okahandja

Windhoek

Paladin Energy  
Langer-Heinrich Mine

QKR  
Navachab Mine  
6Moz Au

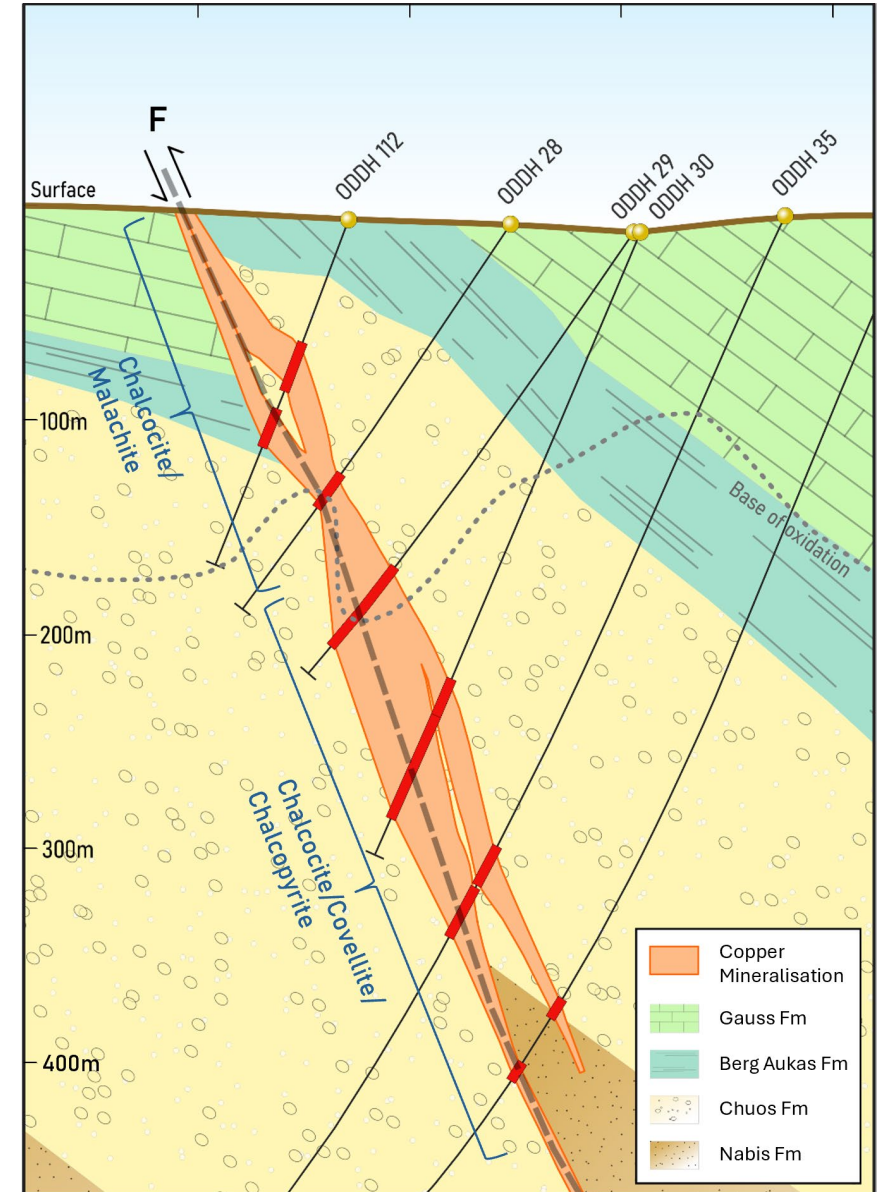
- Otavi Project
- Highway
- High voltage powerline
- Railway
- Copper smelter
- Copper mine/deposit
- Gold mine/deposit
- Uranium mine/deposit



# Otavi Exploration Model

*Potential for large-scale high-grade copper-silver-gold deposits*

- **Sediment-hosted, structurally-controlled**
- Copper remobilised out of basement 'red beds'
- **Copper dominant**
- **Significant accessory silver and gold**
- **Copper sulphides**, and secondary copper oxides near surface
- Deposits often **wide, vertically extensive** and starting at or **close to surface**
- **Targeting** moderate to large deposits, **favourable metallurgy, open pit and underground potential**
- Also potential for **large tonnage, stratabound deposits** (Tschudi style)

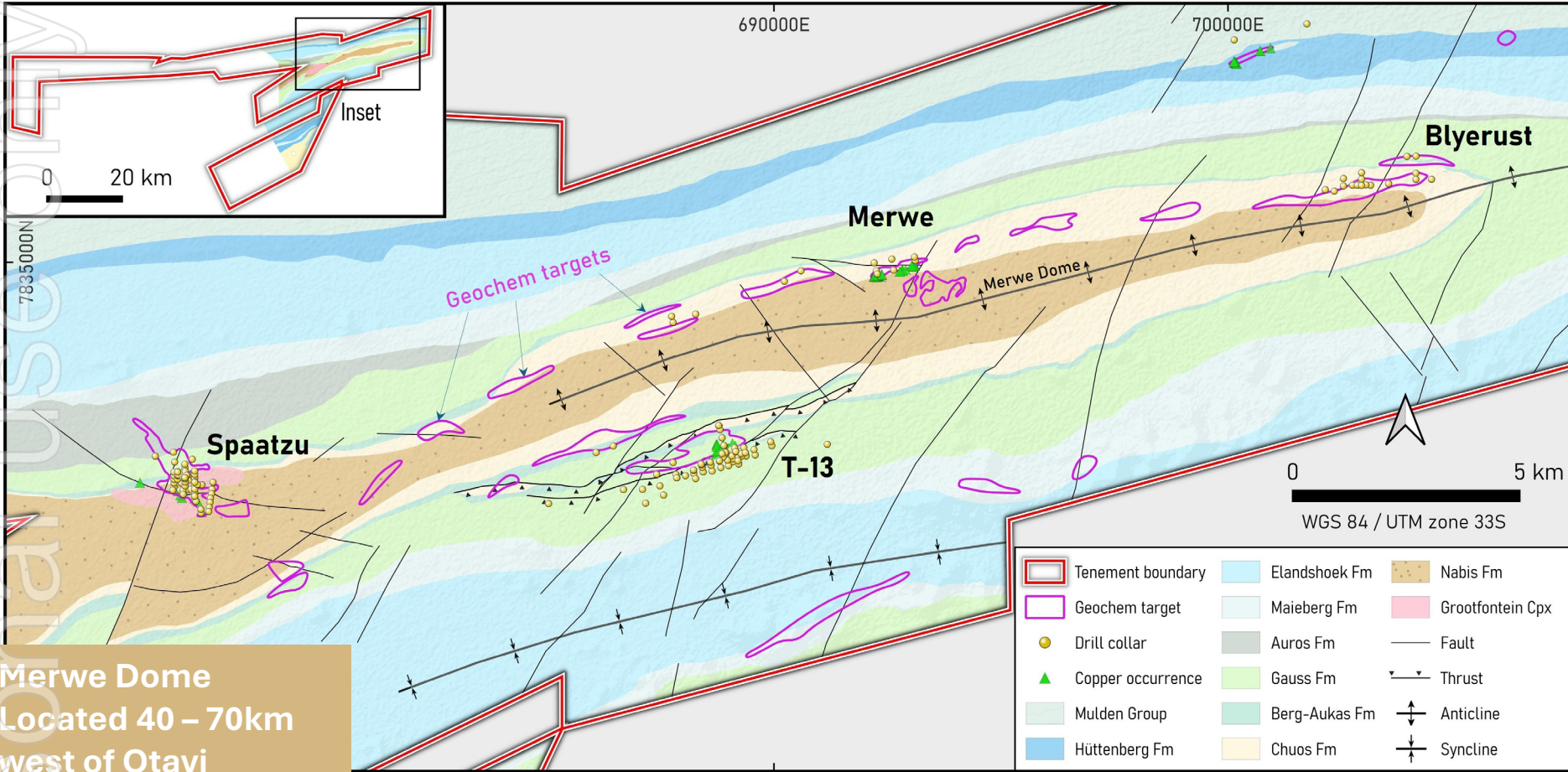


T-13 schematic cross section



# Otavi Merwe Dome

## Multiple high priority copper-silver targets



**Merwe Dome**  
 Located 40 – 70km  
 west of Otavi

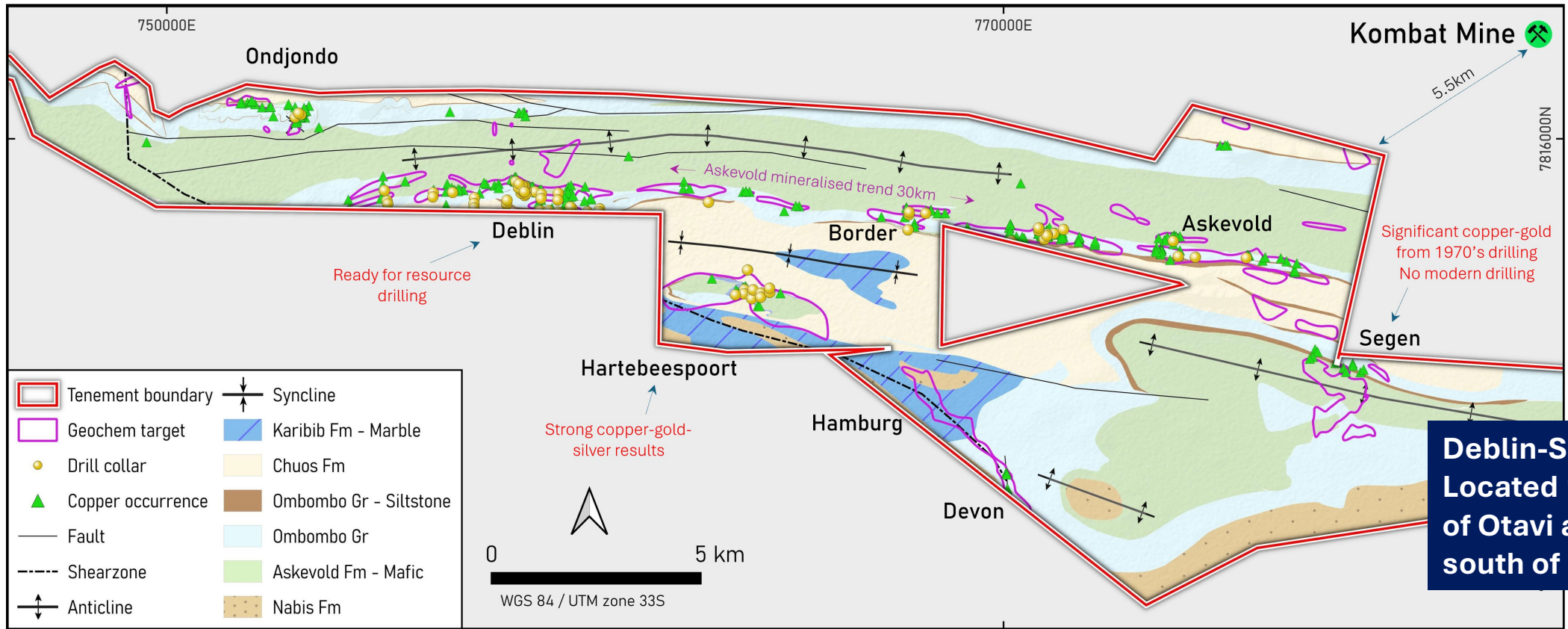
- Dome Feature that extends for 60km, only partially explored over 30km strike
- Targeting sediment hosted, structurally controlled Copper – Silver deposits in lower Otavi Group
- Two significant deposits located to date: T-13 and Spaatzu, numerous untested prospects and drill targets



# Otavi Deblin-Segen Trend

## Additional high priority copper-silver-gold targets, drill ready

- Structurally-controlled copper, gold, silver deposits at the base of Otavi Group
- Complicated over thrusting, by presence of Askevold metavolcanics
- Mineralisation along two trends totalling 40km of strike
- Significant intercepts on five prospects to date, the most advanced being Deblin
- Drilling expected to commence in early May



**Deblin-Segen  
Located 18km SE  
of Otavi and 10km  
south of Kombat**

**CORPORATE**





# Board and Corporate Consultants

Extensive experience in the resources sector with a proven track record



**Sara Kelly**  
Non-Executive Chair

Ms Kelly has significant transactional and industry experience having both worked in private practice, as a corporate advisor and as in-house counsel.

Ms Kelly regularly acts for ASX-listed companies and their directors and officers, in relation to capital raisings, recapitalisation of ASX shells, asset acquisitions and disposals, Corporations Act and Listing Rules compliance, corporate reconstructions and insolvency and directors' duties, meeting procedure and general corporate and commercial advice.

Ms Kelly is a Partner at Edwards Mac Scovell and an Executive Director of **Energy Transition Minerals** and Non-Executive Director of **White Cliff Minerals**



**Mark Calderwood**  
Managing Director

Mr Calderwood has over 30 years' experience in exploration and production management and has played a key role in the discovery and development of several world-class gold deposits in Australia and Africa.

As CEO he was instrumental in **Perseus Mining**'s transition from a micro-cap explorer to a \$1.6B dual listed, **ASX100** gold producer. Mr Calderwood is currently Non-Executive Director of **Kairos Minerals**.

Mr Calderwood has a 5.3% shareholding in Midas.



**Mick Wilson**  
Non-Executive Director

Mr Wilson is a geologist with more than 25 years' experience with extensive gold and base metals exploration experience throughout Australia and Chile.

He has played key roles in discovering and defining significant gold and copper deposits with ASX-listed junior companies. In 2016 thorough leadership of a dedicated exploration team resulted in being awarded the inaugural NSW Mineral Council Explorer of the Year.

Mr Wilson has held various Board positions with ASX-listed companies, including executive Technical Director and Managing Director. He is currently the Managing Director of **Oceana Metals** and a Non-Executive Director of **Bellavista Resources**.



**Michael Bohm**  
Non-Executive Director

Mr Bohm is a seasoned mining professional with significant corporate and operations experience both in Australia and Offshore. A Mining Engineering graduate of the WA School of Mines, Mr Bohm has worked in numerous operational and corporate roles and has been directly involved in new mine developments across the gold, nickel and diamond sectors.

Mr Bohm is a current Non-Executive director of ASX-listed Sarama Resources Ltd, and is a former Director of ASX-listed **Perseus Mining Limited**, Ramelius Resources Limited, Mincor Resources NL and Cygnus Metals Limited, and Argyle Diamonds Mines Pty Ltd.



**Michael Naylor**  
Corporate Consultant

Mr Naylor has over 25 years' experience in corporate advisory and public company management in Australia and Internationally and has extensive experience in advancing and developing mineral resource assets, capital raisings, debt financings and treasury management of resource companies.

Mr Naylor is the founding Executive Director of **ASX 300 FireFly Metals Limited** and previously served as founding Executive Director of **ASX 200 Bellevue Gold Limited** leading the business through discovery, funding, development and construction of the 3 million oz Bellevue Gold Mine in Western Australia.

Mr Naylor has been involved with Midas since incorporation.



**Steve Parsons**  
Corporate Consultant

Mr Parsons has over 20 years' experience in the mining industry with a proven track record of mineral discoveries, international investor relations and creating shareholder wealth. Mr Parsons has extensive experience in copper and precious metal projects, including in Africa.

Mr Parsons is the founding Managing Director of **ASX 300 FireFly Metals** and previously served as founding Managing Director of **ASX 200 Bellevue Gold Limited (ASX: BGL)** leading the business through discovery, funding, development and construction of the 3 million oz Bellevue gold mine in Western Australia.

Prior to that Mr Parsons was the founding Managing Director of **ASX 200 Gryphon Minerals Ltd**, which discovered a large multi-million ounce gold project in Burkina Faso, West Africa prior to Gryphon's takeover by a North American gold producer.



# Corporate Summary

Tightly-held share register backed by successful corporate, exploration and mining teams

**\$0.78**

Share Price<sup>3</sup>

**\$159M**

Market Cap<sup>4</sup>

**\$0**

Debt

**\$8.8M**

Cash Position<sup>5</sup>

Capital Structure	
Shares on issue <sup>3</sup>	203.5M
Performance Rights <sup>3</sup>	11.6M
Options	3.0M

Shareholder Summary <sup>3</sup>	
Board & Management	8.4%
Incl. Mark Calderwood	5.3%
Steve Parsons	4.6%
Michael Naylor	2.6%
Acorn Capital	6.0%
Other Institutions	>15.0%





# Key Messages

## Exceptional Project



- › Large holding multi-deposit potential
- › Widespread mineralization
- › 'World-Class' region in Namibia, a country supportive of mining

## High Demand Markets



- › Copper, silver, gold
- › Mineralisation high-grade and wide, starting near surface
- › Favourable metallurgy

## Early Discoveries



- › Numerous drill targets
- › Advancing to MRE
- › Strong news flow from accelerated exploration

## Team Track Record



- › Large discoveries & development experience, including Africa
- › Strong corporate credentials
- › 'Skin in the game'

## Research Coverage



Canaccord Genuity





# News Flow



## **T-13 Resource Definition Drilling**

ongoing with two diamond rigs, first results expected in Q2 2026



## **Exploration and Resource Drilling**

to commence Q2 2026, on Deblin-Segen trend



## **Spaatzu Discovery**

RC drilling ongoing, significant results reported in 2026



## **Planning to Increase Rigs**

from 4 to 5 or more



# NAMIBIAN INFRASTRUCTURE AND COST BASE





# Infrastructure - Otavi

- Connected by **main national highway (B1)** 3 ½ hours from capital Windhoek. **530km from port of Walvis Bay** by sealed highway and rail
- The Otavi area is served by **major transmission lines**, including **220 kV, 66 kV, and 22 kV lines** that connect Tsumeb, Grootfontein, Otavi, and Kombat. Also, **PV potential comparable to Pilbara**
- Significant populations within 120km, including Otjiwarongo and Tsumeb which have **skilled mining and processing workforces**
- Two large cement producers and copper smelter within 100km**
- Extensive construction engineering manufacturing and installation capability in country or by road from South Africa**
- Significant fresh ground water resources**

**Namibian road infrastructure is ranked best in Africa and higher than Australia**





# Costs

**Namibian dollar pegged to Rand**

**Skilled local workforce**

**Highly competitive construction and mining costs**

**Low transport, fuel and power costs**

**Drilling costs significantly lower than West Africa and Australia**



**We expect a mining operation in Namibia to have materially lower construction and operating costs than a comparable operation in Australia.**

# ADDITIONAL INFORMATION





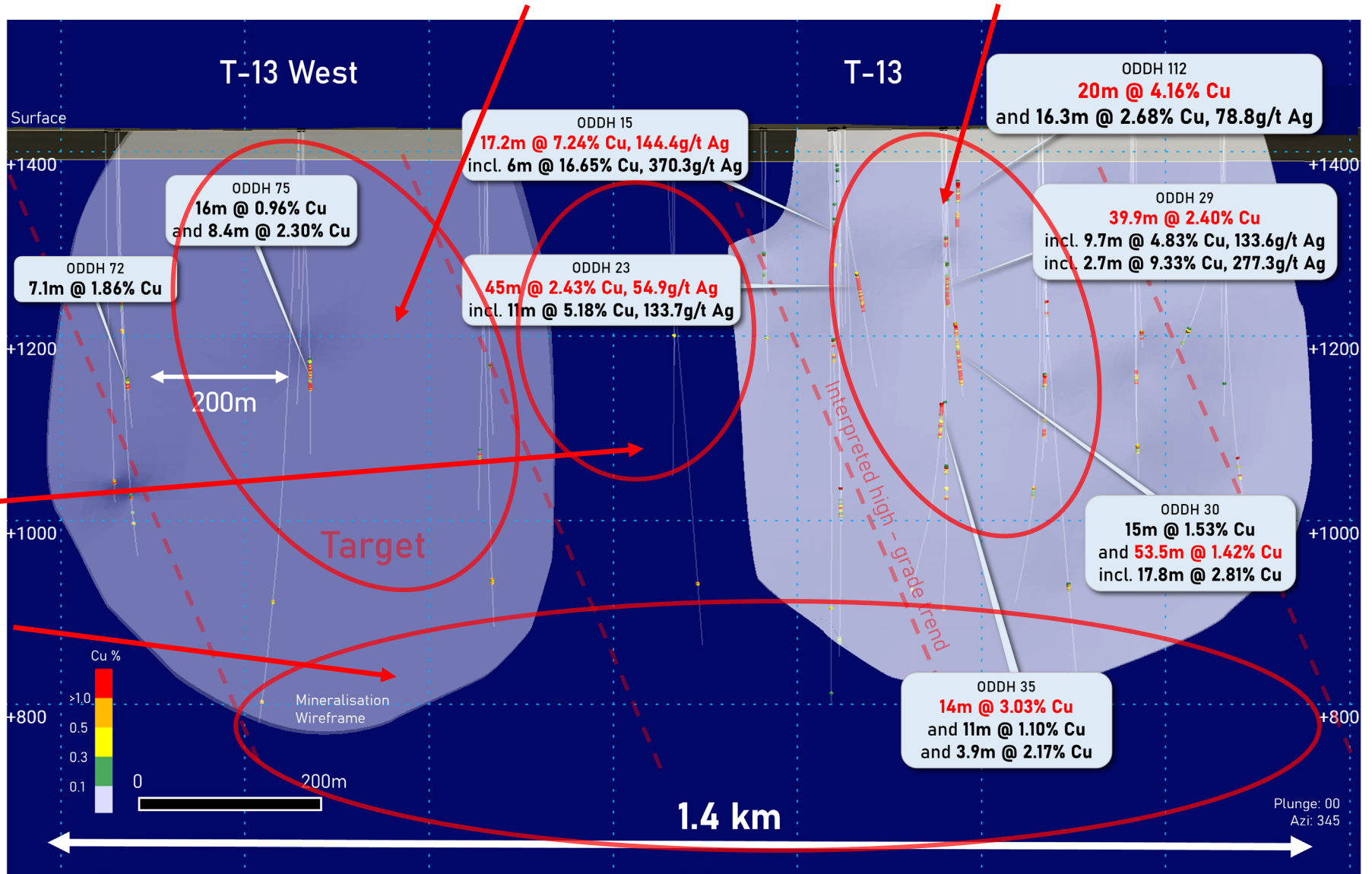
# T-13 Drill Targets<sup>1</sup>



T-13 West infill –  
drilling commenced



High Grade core –  
drilling commenced



ersonal use only



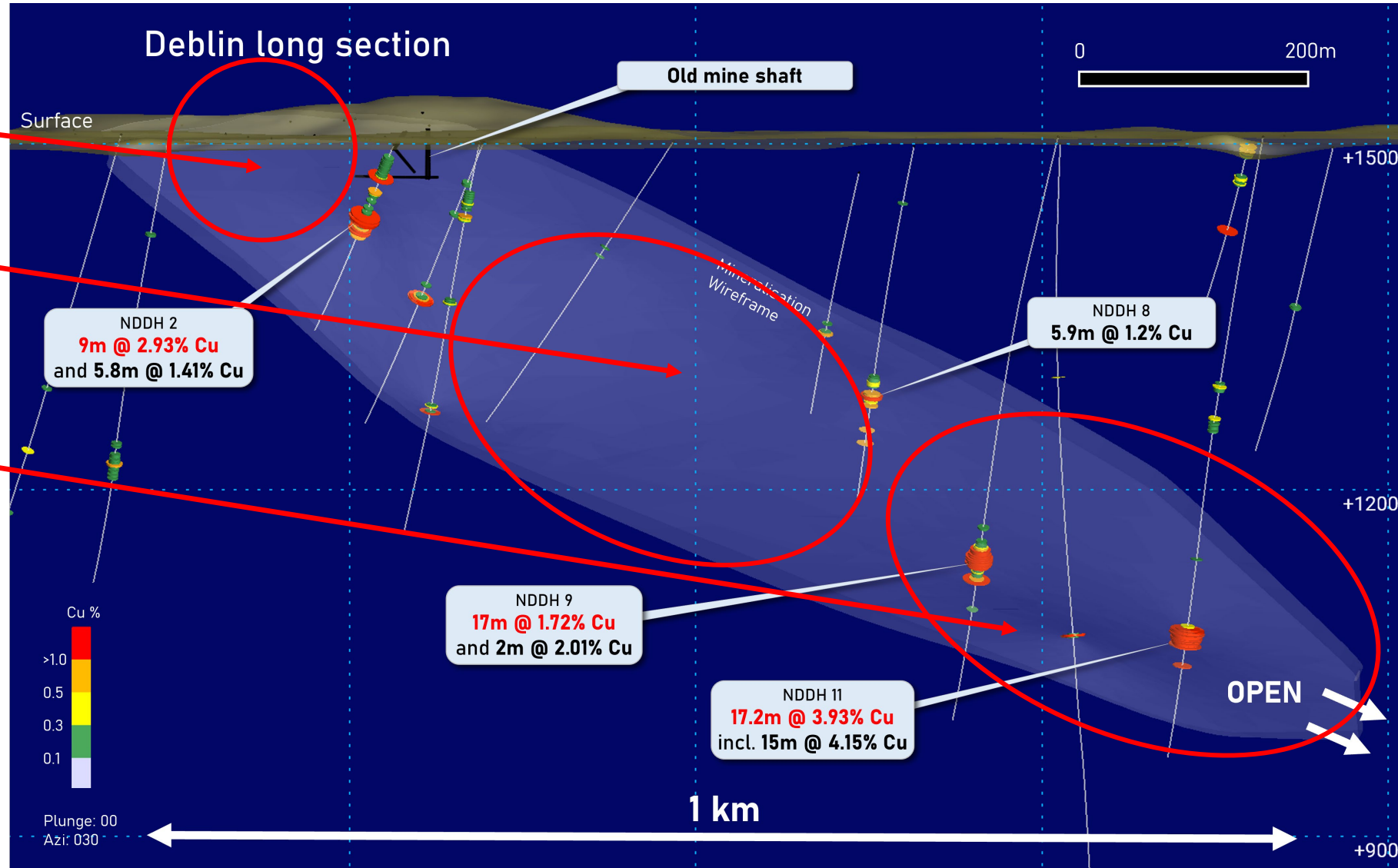
# Deblin Targets<sup>1</sup>

Personal use only

High grade at surface

Gap – target Cu-Ag-Au in schist

Very strong mineralisation in both carbonates (NDDH 9 - Cu) and schist below (NDDH 11 - Cu, Ag, Au)





# T-13 Resource Tables

## Inferred Mineral Resource Estimate for the T-13 Copper-Silver Deposit by Domain

	Cut-off Cu%	Tonnage (million)	Average Grade			Contained Metal		
			Cu (%)	Ag (g/t)	CuEq (%)	Cu (kt)	Ag (koz)	CuEq (kt)
T-13 Main 0–300m	0.25	4.4	2.26	33.5	2.9	99	4,730	127
T-13 Main below 300m	0.50	2.2	1.43	22.7	1.9	31	1,600	41
<b>T-13 Main Total</b>		<b>6.6</b>	<b>2.00</b>	<b>29.9</b>	<b>2.6</b>	<b>130</b>	<b>6,330</b>	<b>168</b>
T-13 West 0–300m	0.25	1.6	1.03	6.0	1.1	16	300	18
T-13 West below 300m	0.50	2.3	0.99	7.1	1.1	23	520	26
<b>T-13 West Total</b>		<b>3.9</b>	<b>0.99</b>	<b>6.6</b>	<b>1.1</b>	<b>39</b>	<b>820</b>	<b>44</b>
<b>T-13 Total</b>		<b>10.5</b>	<b>1.62</b>	<b>21.3</b>	<b>2.0</b>	<b>169</b>	<b>7,150</b>	<b>211</b>

## Inferred Mineral Resource Estimate for the Main Zone at T-13 at 1% Cu Cut -Off

1% Cu Cut-off	Tonnage (million)	Average Grade			Contained Metal		
		Cu (%)	Ag (g/t)	CuEq (%)	Cu (kt)	Ag (koz)	CuEq (kt)
T-13 Main	4.9	2.44	37.9	3.2	119	5,920	154

The initial MRE for the T-13 Copper and Silver Deposit has been reported in accordance with the Joint Ore Reserves Committee's 2012 edition of the Australasian Code for Reporting of Exploration Results, Mineral Resources and Ore Reserves ("JORC Code"). The in-situ Mineral Resource is classified as Inferred due primarily to current drill spacing; no mining dilution or ore loss factors have been applied nor have any mining or milling costs been estimated. For reporting the global resource, a 0.25% Cu cut-off was applied to material from surface to 300m and a 0.5% Cu cut-off was applied to material below 300m on the basis of minimising implied selectivity. The silver content was not used for cut-off grade determination. Sub reporting at a 1% Cu cut-off for the T-13 Main zone was considered reasonable due to significantly increased continuity of high-grade mineralisation within the Main zone.

Silver is a commercial by-product of copper in this deposit and initial testwork suggests that copper and silver demonstrate similar high recovery potential. Metal equivalent ("CuEq") for the MRE has been calculated based on the following assumptions:

- Individual metal grades with the MRE model
- Commodity prices: Copper price of US\$11,906 per tonne and Silver price of US\$2.254 per gram
- Metallurgical recovery factors: Equal recovery rates of 85% for both copper and silver which are based on sighter metallurgical testwork undertaken in 2024.

The following copper equivalent formula has been applied for the MRE metal equivalents:  $CuEq (\%) = Cu(\%) + (Ag(g/t) \times 0.018931216)$ .

It is the Company's view that all elements in the metal equivalents calculation have a reasonable potential to be recovered and sold.



# End Notes & References

**Note 1:** (Page 3, 6, 21, 22) Refer MM1's ASX release dated 16 May 2025 and titled "Transformational Project Acquisition".

**Note 2:** (Page 3, 6) Refer MM1's ASX release dated 12 January 2026 and titled "Significant New, High-Grade Copper-Silver Discovery at Otavi".

**Note 3:** (Page 14) As at 14 April 2026. Shareholder summary as at 31 March 2026.

**Note 4:** (Page 14) Based on share price of 78c.

**Note 5:** (Page 14) As at 31 December 2025.

**Note 6:** (Page 5, 7, 8) The Otavi Mountain Land in Namibia, Melcher 2003, available at [www.ResearchGate](http://www.ResearchGate) for Tsumeb Mine production of 30Mt @ 4.3% Cu, 17.7% Pb+Zn & 95g/t Ag; Trigon Metals Inc. Independent Technical Report for Kombat Asis West Mine, SRK March 2024; Otjikoto Mine recorded production 2014 to 2024 (1.79Moz) and Mineral Resources of 41Mt at 0.74g/t Au Indicated and 3.2Mt at 2.83g/t Au Inferred (total 1.26Moz) classified using the CIM Standards as at 31 December 2023, figures obtained from B2Gold's website (<https://www.b2gold.com/operations-projects/producing/otjikoto-mine-namibia/default.aspx>) accessed on 29 April 2025; Navachab gold deposit size from production and resources ([portergeo.com.au/database/mineinfo.asp?mineid=mn1351](http://portergeo.com.au/database/mineinfo.asp?mineid=mn1351)); Twin Hills gold deposit size from Osino Resources' Definitive Feasibility Study NI-43101 Technical Report 2023, Measured, Indicated and Inferred resources classified using the CIM Standards as at 15 March 2023; Kokoseb deposit size from Inferred MRE, refer to ASX:WIA announcement dated 16 July 2025; Tschudi Copper Mine Technical Report, Weatherly International PLC, 2016 (JORC Resource of 27.5Mt at 0.87% Cu Indicated and 22.2Mt at 0.72% Inferred).