For personal use only

Quarterly Report for the period ending 31 March 2026

Highlights:

- **Ongoing in-fill and step-out drilling at the Katanning Gold Project (KGP) returned outstanding results, with the initial 44,000m drill program expanded to 54,000m with five drill rigs.**
- **Step-out drilling delivers broad, high-grade mineralisation down-dip, beyond the limits of the existing 2.44Moz Mineral Resource Estimate and DFS Update open pit designs[1], including:**
  - ***10m @ 2.24g/t Au from 346m, including 2m @ 9.45g/t Au from 346m in BSRC1850.***
  - ***6m @ 1.91g/t Au from 33m, including 3m @ 3.25g/t Au from 33m in BSRC1865.***
  - ***13m @ 0.75g/t Au from 296m, including 1m @ 4.69g/t Au from 298m in BSRC1871.***
  - ***20m @ 1.20g/t Au from 180m in BSRC1880.***
  - ***23m @ 0.93g/t Au from 186m including 10m @ 1.35g/t Au from 188m in BSRC1879.***
- **In-fill drilling within the existing Mineral Resource returned intercepts consistent with, and locally exceeding, the current Resource model, including:**
  - ***24m @ 0.89g/t Au from 69m and 20m @ 1.00g/t Au from 137m in BSRC1820.***
  - ***16m @ 1.16g/t Au from 93m in BSRC1842.***
  - ***13m @ 1.13g/t Au from 119m in BSRC1836.***
  - ***11m @ 1.12g/t Au from 204m in BSRC1817.***
  - ***4m @ 2.80g/t Au from 50m in BSRC1843.***
- **Metallurgical diamond drilling within the early mine schedule confirmed locally higher grades than previously interpreted, returning:**
  - ***8.0m @ 9.54g/t from 90m, including 5.8m @ 13.15g/t from 90m in BSDD050 (Jinkas) and***
  - ***11.2m @ 1.93g/t from 72m in BSDD050***
- **Binding Consultation and Cooperation Agreement signed with the Wagyl Kaip Southern Noongar Aboriginal Corporation (WKSNAC), establishing a formal framework for ongoing consultation and cooperation to support the development, construction and operation of the KGP and providing a formal pathway for cultural heritage management and stakeholder engagement.**
- **Tendering, tender evaluation and contract discussions well underway for key KGP development contracts including workforce accommodation facility construction, process plant EPC, build-own-operate power supply and mining contractor services.**

[1] For further details, including JORC 2012 and ASX Listing Rule disclosures, refer to ASX announcement of 16 December 2025. The Company confirms that it is not aware of any new information or data that materially affects the information contained in that announcement and that all material assumptions and technical parameters underpinning the estimates in that announcement continue to apply and have not materially changed. See Appendix 1 for a breakdown of Mineral Resource Estimate and Ore Reserve categories.

ABN 67 140 164 496
Level 1, 307 Murray Street, Perth WA 6000
T: 08 9220 9890 **F:** 08 9220 9820 **E:** info@ausgoldlimited.com **W:** www.ausgoldlimited.com

Management Comments

Commenting on the March Quarter, Ausgold Executive Chairman John Dorward stated:

"The March 2026 Quarter has been a busy period for Ausgold as we continue to work towards the near-term development of our flagship Katanning Gold Project in WA.

"Throughout the Quarter, we continued to progress an expansive drilling program aimed at extending and upgrading our existing 2.44 million ounces resource base, with outstanding results reported from both in-fill and step-out drilling.

"Based on the strength of these results, in early March we made the decision to extend the drilling campaign to 54,000m of drilling from the initially planned 44,000m. We now have five drill rigs turning on site – three RC rigs and two diamond rigs – with resource growth being pursued across multiple lodes.

"Pre-development activities have also continued to advance, with a focus on project approvals and contractor engagement. These work programs are aimed at ensuring the Company can rapidly transition into construction and development as soon as we've completed key permitting activities and made a final investment decision for the project, which is planned for Q4 2026.

"We were also very pleased to secure a landmark cooperation agreement with the Wagyl Kaip Southern Noongar Aboriginal Corporation, which represents the Traditional Owners of WA's Great Southern region where the Katanning Project is located. This agreement establishes a clear and respectful framework for managing important matters such as cultural heritage and community engagement, with the intention of delivering tangible long-term benefits to all stakeholders."

Katanning Gold Project, WA (AUC: 100%)

Ausgold is progressing development of its 100%-owned Katanning Gold Project (KGP or Project), located 275km south-east of Perth in Western Australia, as the foundation of Australia's next major gold mine.

Following release of the Definitive Feasibility Study Update on 16 December 2025, the Company has continued to progress multiple work streams including contract tendering, permitting and financing.

In parallel with development activities, Ausgold is also executing a recently expanded 54,000m drilling program aimed at further upgrading and expanding its gold resource endowment. The Company holds approximately 3,000km2 of the Katanning Greenstone Belt in the south-west of the Yilgarn Craton, which hosts some of Australia's largest gold deposits including Australia's largest gold mine – Boddington.
The KGP offers excellent infrastructure access and is located just 3.5 hours' drive south of Perth.

For personal use only

For personal use only

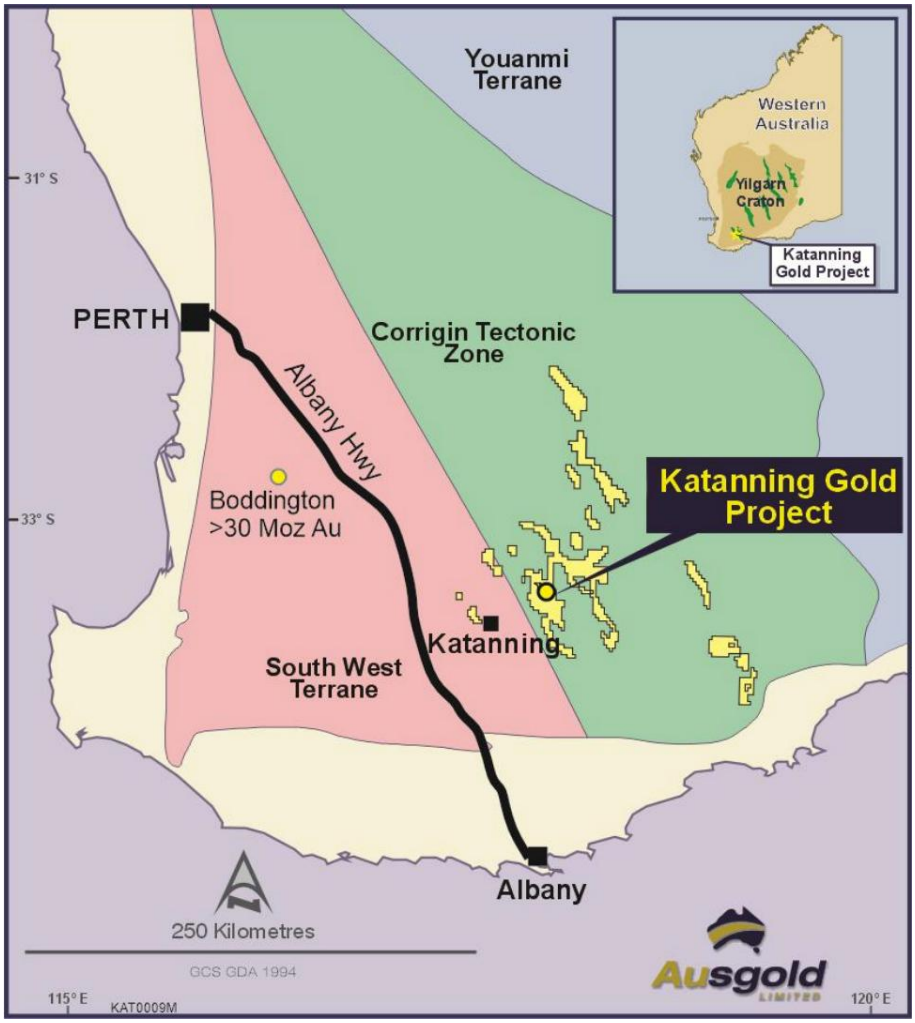

Figure 1: Ausgold's South West region mineral tenements shown in yellow.

Project Development

A range of work-streams are underway aimed at enabling Ausgold to rapidly transition into development following a final investment decision (**FID**) for the KGP:

- A workforce accommodation facility in Katanning is a key enabling step for project development. A location has been agreed and a long-term lease of land contract signed with the Shire of Katanning. The proposed facility is currently in the Development Application process with the Shire of Katanning. Site work is scheduled to commence in the June quarter.
- Tendering, tender evaluation and contract discussions well underway for key KGP development contracts including workforce accommodation facility construction, process plant EPC, build-own-operate power supply and mining contractor services.
- Continued engagement and consultation with local community groups and businesses.

For personal use only

Permitting and Approvals

Permitting activities for the KGP have continued to advance, with key outcomes during the March Quarter including:

- The Project continued through the Priority Approvals Program led by the Government of Western Australia's Department of Water and Environmental Regulation (DWER). The program enables cross-sectoral management of approvals across State government agencies.
- The DFS Update layout required a formal amendment application (under section 43A) to EPA to change the footprint of the project approval while under assessment. The response from the EPA is anticipated in April 2026. This will align the Company's revised footprint (December 2025 DFS Update) with the site's environmental assessment leading to certainty in its approval.
- The Section 38 Environmental Protection Act referral for the Project was made to Western Australia's Environmental Protection Authority in November 2025. In December 2025, the EPA determined a formal assessment of the KGP at the level of Assessment on Referral Information. In the final week of March 2026, the EPA issued a notice to Ausgold requiring additional information to be submitted. The information relates to:
  - expected operational effects on inland water, flora and vegetation (potential indirect groundwater drawdown effects on plants in the Wurgubup Reserve),
  - the condition and quality of terrestrial fauna habitat (black cockatoo nesting sites),
  - the potential presence of trapdoor spiders in the project area and
  - a detailed offset management plan to address the residual environmental effects of the Project.

  To generate this additional information Ausgold must undertake additional small-scale ecological surveys during Q2 2026. Although the Company sees no overall project development risk in connection with the request for information, the need to undertake the survey work will have impact on the timing for lodgement of completed documents to serve the permitting program. As a result, the Company is now targeting approval of key permits and a subsequent FID for the Project in Q4 2026.
- The Federal Government's Department of Climate Change, Energy, the Environment and Water (**DCCEEW**) will formally assess the KGP by 'Assessment on Preliminary Documentation'. Over the period, additional work by ecological consultants was advanced to supplement the original submission. The preparation and assembly of the additional study material for DCCEEW will be completed in Q2 2026, after a Section 156A amendment application is submitted in April 2026.
- A new water permit (26D instrument CAW 213189 (1)) was received from DWER in January 2026 which enabled additional water exploration drilling to proceed with the plan to install new water wells (up to two) in Q2 2026. This will enable further groundwater testing and production for future water nearby the KGP and its future open pits.
- The final content of the Workers Accommodation Village development application lodged in Q4

2025 was completed early in Q1 2026 with Ausgold also engaging with the Shire of Katanning and members of the public at community information sessions. The Shire of Katanning undertook its formal town planning assessment of the proposal during March 2026. Ausgold has been advised that Council is now ready to make its formal decision on the development approval before the end of April 2026.

KGP Development Timetable

	2026 Q2	2026 Q3	2026 Q4	2027 Q1	2027 Q2	2027 Q3	2027 Q4	2028 Q1	2028 Q2
Accommodation Camp Construction									
Contract Tendering and Early Works									
Permitting									
Engineering									
FID									
Construction									
First Gold									

Land Access

In January 2026 Ausgold lodged Plaint 751289 pursuant to the Mining Act 1978 (WA) (**Plaint 751289**). The purpose of Plaint 751289 is to seek for the Mining Warden to determine the compensation payable by Ausgold to the owners and occupiers of a small portion of freehold land (~95 Ha) underlaying M70/211. Absent an agreement being reached between the parties, this determination is required before the Company may commence, and then continue, mining operations on the relevant private land. The land, which is currently scheduled to be mined during 2030-31, hosts an estimated 84,000oz (recovered) out of total forecast life of mine production of 1.22 million oz. The Company welcomes the opportunity to discuss, and potentially resolve, Plaint 751289 and associated matters with the affected private landowners.

In January 2026 Ausgold was served with Plaint 751254 pursuant to the Mining Act 1978 (WA) (**Plaint 751254**). Pursuant to Plaint 751254, a family which owns land in the vicinity of the KGP was seeking to remove the surface rights (relating to freehold land owned and occupied by them) recorded on the titles of a number of Ausgold's exploration licences. Those ELs are not required for the development of the KGP as contemplated by the June 2025 Definitive Feasibility Study or the December 2025 Definitive Feasibility Study Update. In March 2026 the plaintiffs discontinued Plaint 751254.

Exploration

KGP Drilling Program

Ausgold continued to progress a major reverse circulation (**RC**) and diamond (**DD**) drilling campaign throughout the March Quarter. The drilling campaign is targeting resource growth at the KGP, supporting future reserve conversion, improving confidence in early mine life areas, as well as targeting new discoveries across the Company's 3,000km^2 of regional tenure in the south-west of Western Australia.

For personal use only

For personal use only

On the back of the strong drilling results received to date, the Company expanded the program from the originally planned 44,000m to 54,000m, positioning Ausgold to aggressively pursue additional drilling targets in areas demonstrating strong resource growth potential.

At the end of the reporting period, a total of 33,588m (232 holes) had been completed. Assay results were reported during the Quarter from 134 holes for 19,548m drilled in the Central Zone and Southern Zone[2]. Results from 53 RC step-out holes were reported during the Quarter, designed to test mineralisation beyond the current 2.44Moz Mineral Resource and DFS pit designs[3] in the Central Zone and Southern Zone. Significant results from step-out drilling included:

- ***10m @ 2.24g/t Au from 346m, including 2m @ 9.45g/t Au from 346m in BSRC1850 (Jinkas-White Dam).***
- ***20m @ 1.20g/t Au from 180m, including 7m @ 1.30g/t Au from 180m and 2m @ 2.82g/t Au from 191m and 4m @ 1.50g/t Au from 196m in BSRC1880 (Dingo).***
- ***12m @ 1.19g/t from 76m, including 5m @ 2.30g/t from 81m in BSRC1953 (White Dam).***
- ***9m @ 1.61g/t from 189m, including 4m @ 1.65g/t from 190m and 1m @ 6.31g/t from 197m in BSRC1908 (Jinkas-White Dam).***
- ***6m @ 1.81g/t Au from 33m, including 3m @ 3.25g/t Au from 33m in BSR1865 (Jinkas-White Dam).***
- ***6m @ 1.23g/t from 15m, including 1m @ 5.05g/t from 15m in BSRC1932 (Jackson).***
- ***5m @ 1.43g/t from 143m, including 2m @ 2.71g/t from 143m in BSRC1928 (Jinkas-White Dam).***
- ***23m @ 0.93g/t Au from 186m, including 10m @ 1.35g/t Au from 188m and 2m @ 1.26g/t Au from 207m in BSRC1879 (Dingo).***
- ***13m @ 0.75g/t Au from 296m, including 1m @ 4.69g/t Au from 298m in BSRC1871 (Jinkas-White Dam).***

The results highlight the potential to extend the mineralisation down-dip beyond the current resource and mine design envelopes, complementing previously reported results from the ongoing drilling campaign including[4]:

- ***14m @ 6.18g/t Au from 181m, including 5m @ 16.44g/t Au from 181m in BSRC1811 (Jinkas-White Dam).***
- ***10m @ 2.27g/t Au from 150m, including 3m @ 6.59g/t Au from 150m in BSRC1809 (Jinkas-White Dam).***

Results from 79 RC in-fill holes were reported during the quarter, designed to confirm the existing Mineral

[2] For further details, refer to ASX announcements of 27 January 2026 and 3 March 2026. The Company confirms that it is not aware of any new information or data that materially affects the information contained in that announcement and that all material assumptions and technical parameters underpinning the estimates in that announcement continue to apply and have not materially changed.
[3] For further details, including JORC 2012 and ASX Listing Rule disclosures, refer to ASX announcement of 16 December 2025. The Company confirms that it is not aware of any new information or data that materially affects the information contained in that announcement and that all material assumptions and technical parameters underpinning the estimates in that announcement continue to apply and have not materially changed. See Appendix 1 for a breakdown of Mineral Resource Estimate and Ore Reserve categories.
[4] For further details, see ASX announcement dated 1 December 2025.

Resource Estimate model, support future reserve conversion and increase confidence in early mine life areas. Significant results from the Central Zone include:

- ***14m @ 3.91g/t from 41m, including 9m @ 5.42g/t from 45m in BSRC1956.***
- ***10m @ 1.86g/t from 72m in BSRC1917.***
- ***24m @ 0.89g/t Au from 69m in BSRC1820, including 1m @ 1.46g/t Au from 77m, 1m @ 9.01g/t Au from 82m and 1m @1.35g/t Au from 91m in BSRC1820.***
- ***20m @ 1.00g/t Au from 137m, including 3m @ 1.25g/t Au from 138m and 6m @ 2.06g/t Au from 149m in BSRC1820.***
- ***16m @ 1.16g/t Au from 93m in BSRC1842.***
- ***12m @ 1.19g/t from 76m, including 5m @ 2.30g/t from 81m in BSRC1953.***
- ***13m @ 1.13g/t Au from 119m, including 1m @ 1.40g/t Au from 119m and 6m @ 1.74g/t from 123m in BSRC1836.***
- ***11m @ 1.12g/t Au from 204m, including 1m @ 6.07g/t Au from 204m and 1m @ 2.14g/t Au from 209m and 1m @ 1.03g/t Au from 214m in BSRC1817.***

Results broadly confirmed modelled mineralisation, with most in-fill holes reconciling in line with, or above, block model expectations. Positive reconciliations highlight opportunities for local grade enhancement and improved continuity within key lodes, while lower reconciliations in a minority of holes are interpreted to reflect local dyke emplacement, providing additional geological knowledge that will help to further refine the resource model.

An ongoing diamond drilling program aimed at collecting additional metallurgical composites from material scheduled within the first 1-2 years of the planned life of mine returned significant results. Of particular note were results from hole BSDD050, drilled to twin RC hole BSRC0691 (25m @ 1.84g/t Au from 78m) and obtain a composite representative of early mine life head grade[5]. BSDD050 returned:

- ***8.0m @ 9.54g/t from 90m, including 5.8m @ 13.15g/t from 90m in BSDD050; and***
- ***11.2m @ 1.93g/t from 72m in BSDD050***

The substantial positive grade reconciliation between RC and diamond drilling provides increased confidence in grade distribution and supports expectations for higher grade feed early in the mine life.

[5] For further details, refer to ASX announcements of 11May 2015 and 16 December 2025. The Company confirms that it is not aware of any new information or data that materially affects the information contained in that announcement and that all material assumptions and technical parameters underpinning the estimates in that announcement continue to apply and have not materially changed.

For personal use only

For personal use only

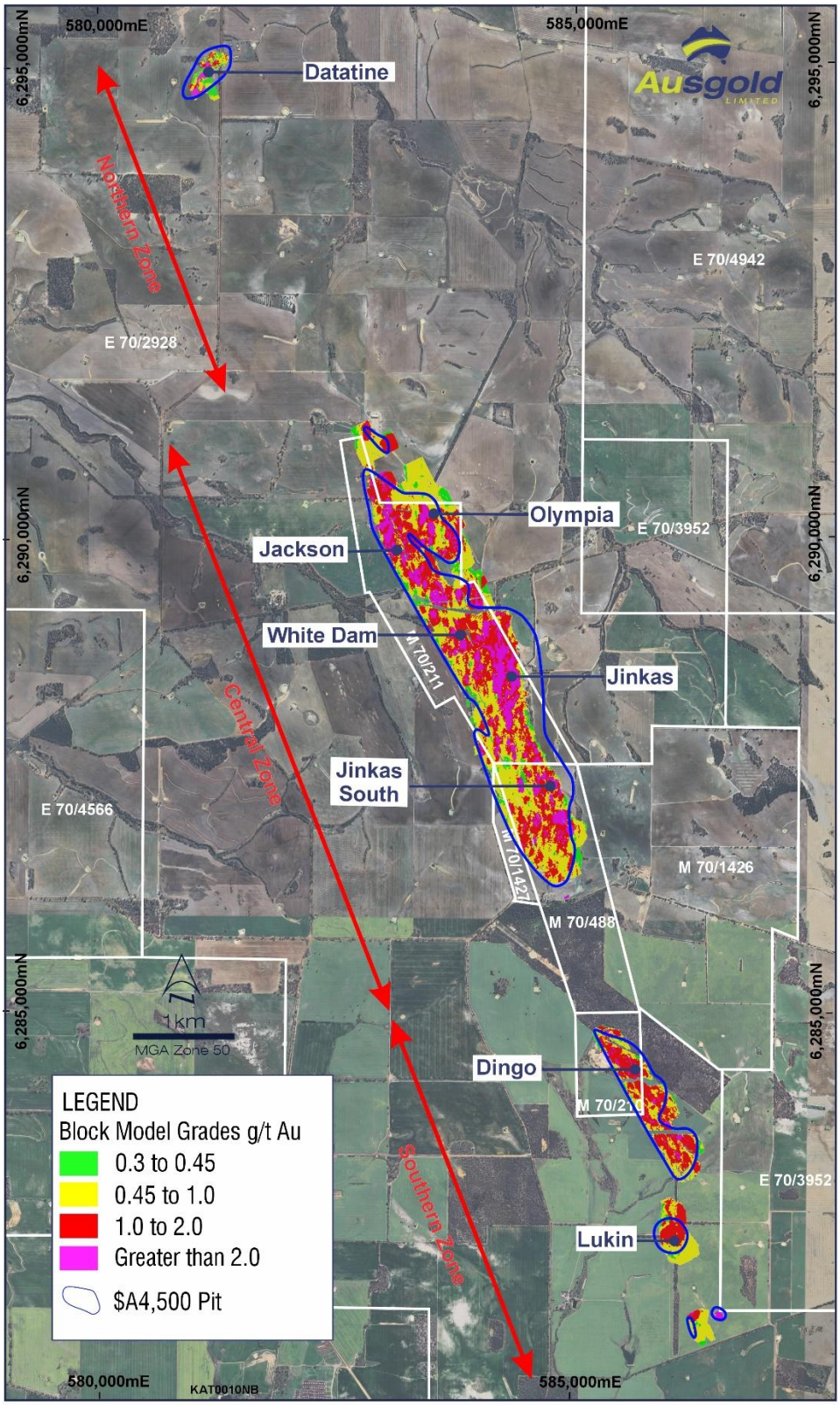

Figure 2: Plan map of the Katanning Gold Project with the Resource Block Model, $A4,500 pit outline and current granted tenements

For personal use only

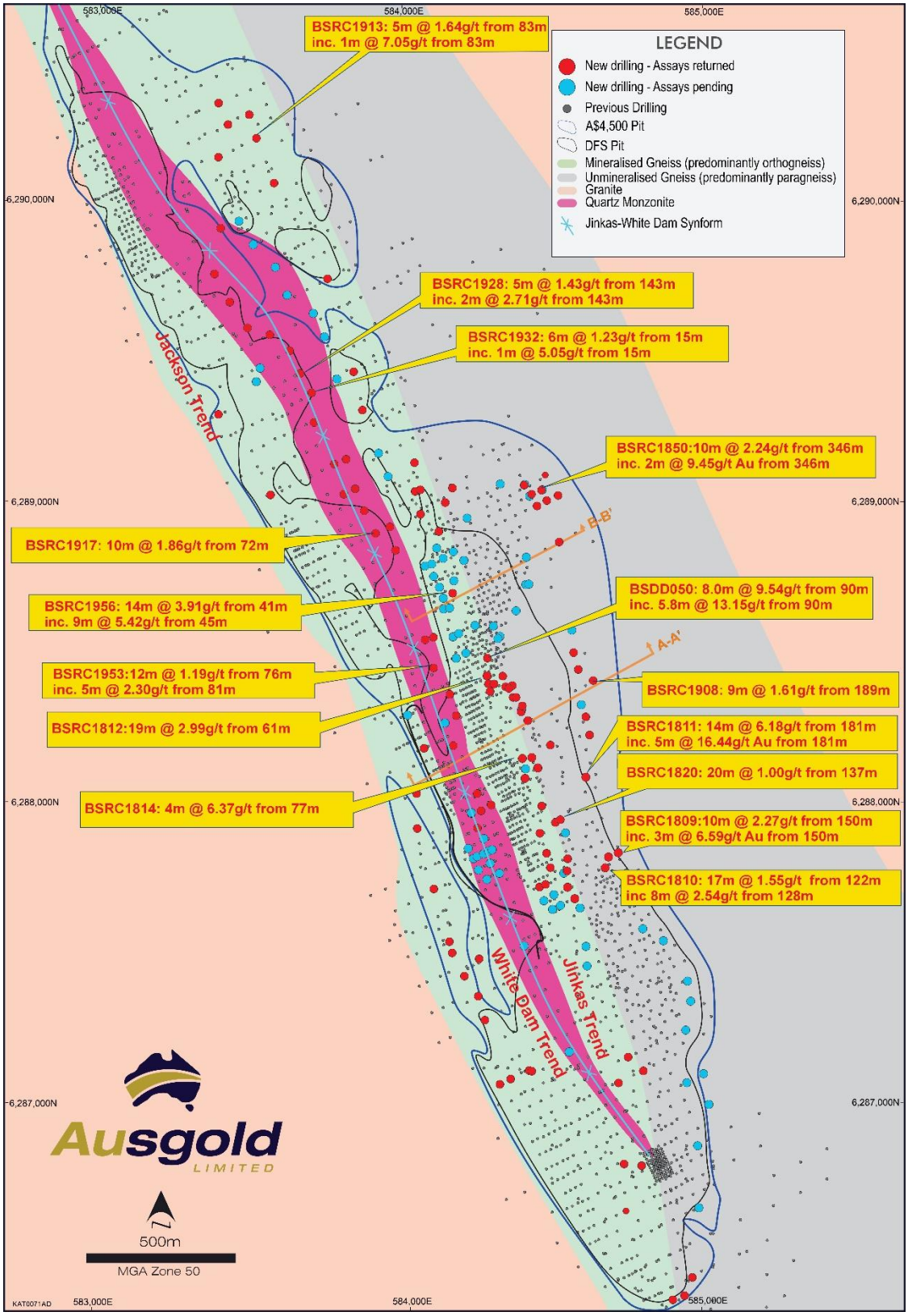

Figure 3: Geological map of the central portion of the Central Zone displaying new drilling this quarter

For personal use only

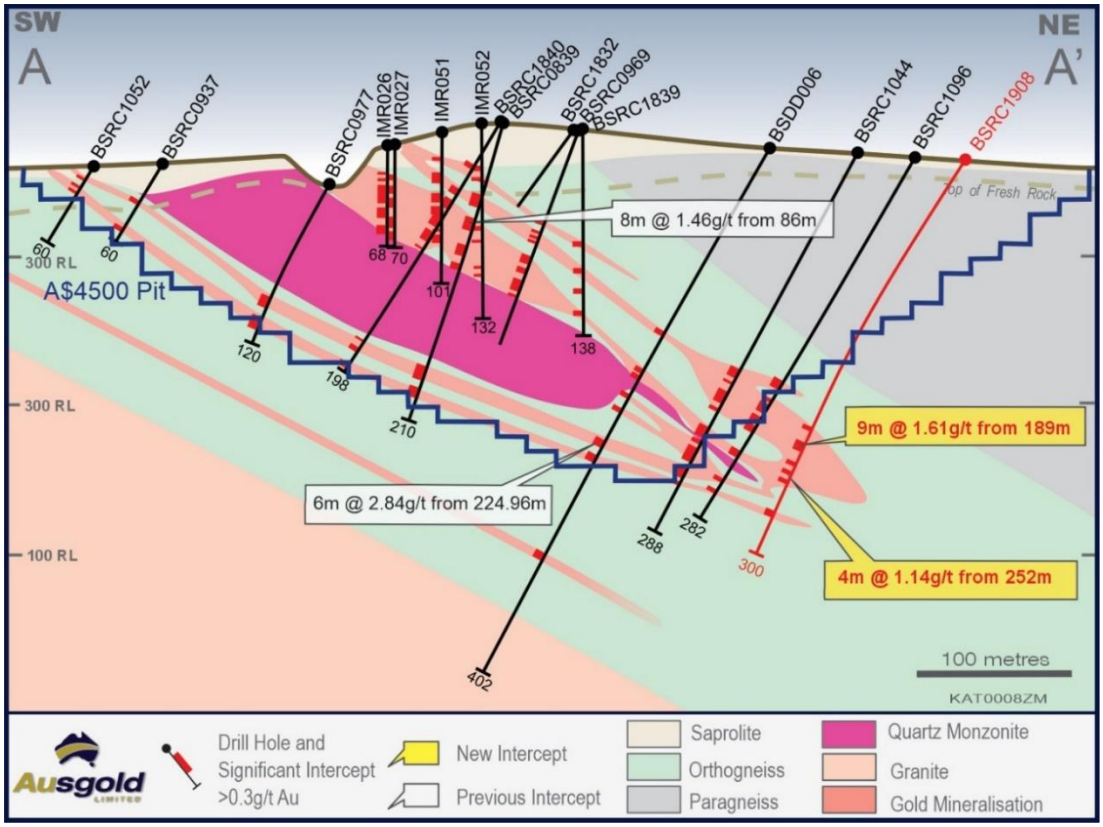

Figure 4: Cross-section A-A' across the Jinkas-White Dam Lodes with Resource Expansion Drilling

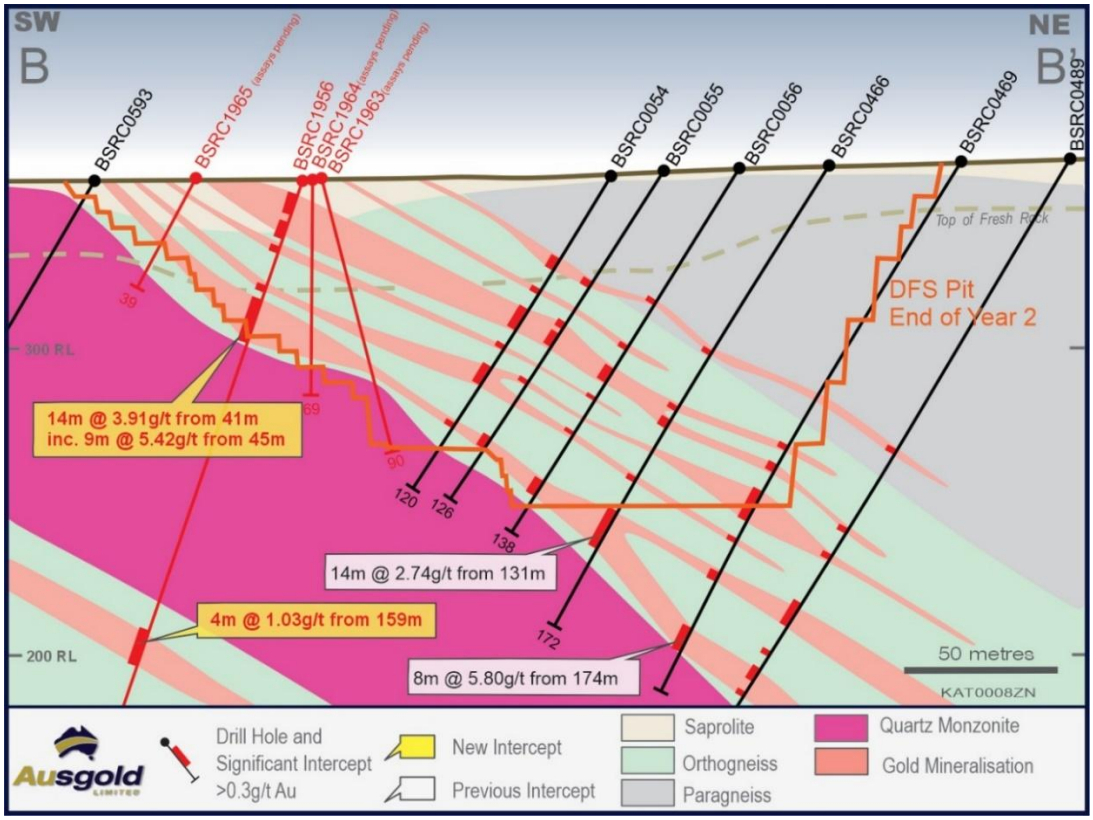

Figure 5: Cross-section B-B' across the Jinkas Lodes with Resource Infill Drilling

For personal use only

June Quarter 2026 – Planned Activity

KGP Pre-development Activities

- Award of a contract for the workforce accommodation facility construction, followed by the commencement of site construction works.
- Ongoing tendering, tender evaluation and contract development for key service contracts including process plant EPC, build-own-operate power supply, mining contractor services and accommodation facility operations.
- Early engineering works to allow ordering of long-lead time equipment and efficient construction mobilisation following a Final Investment Decision.

Permitting, Approvals and Community

- Ongoing environmental work including permitting, survey, monitoring and compliance reporting.
- Monitoring the progress of amendment applications to enable alignment of government assessments with the Updated DFS layouts and mine plan.
- Completion of supplementary reports and additional field surveys to complete content for the assessments being conducted under the EPBC Act (DCCEEW) and Environmental Protection Act (WA's EPA).
- The preparation and assessment of S43A amendment application and the request for additional surveys and information from the EPA means that the estimated timeframe for EPA lodgement, assessment and release of its Bulletin before leading to WA's Ministerial Statement has been extended to late 2026.
- Secondary approval applications for Works Approval (DWER) and Mining Proposal (Department of Mines, Petroleum and Exploration) will be completed in the June Quarter and presented to the Priority Approvals program for consideration by the WA Government's 'cross-sectoral' team. Assessment of these applications is forecast to commence in 2Q 2026. The secondary approvals can be 'parallel-processed' by government agencies but can only be issued as approved once WA's Minister for the Environment decides on the KGP after the EPA's recommendation in H2 2026.

KGP Exploration

- Continue to progress the ongoing 54,000m RC and DD drilling program to target resource growth and in-fill the early years of planned production.
- Drilling will aim to continue to extend the resource at Jinkas, but also at the White Dam and Jackson lodes which remain relatively shallowly tested.

For personal use only

Regional Exploration

- 12,000m drill program targeting the Nanicup Bridge, Kraken and Moulyinning prospects located along key regional trends.
- The new phase of drilling will target a maiden mineral resource at Nanicup Bridge.

Corporate

Appendix 5B

At 31 March 2025, Ausgold held $97,874,000 in cash.

During the quarter material cash outflows comprised $5,623,000 on exploration and evaluation studies, $431,000 on staff costs and $1,153,000 on corporate and administration costs.

Material cash inflows comprised $608,000 from exercise of options and $28,415,000 from new equity issuances (net of costs).

Payments to related parties and their associates totalled $149,000 for the quarter, consisting of executive directors' salaries (including superannuation) and non-executive directors' fees.

Share Capital

During the quarter, the following securities were issued:

- 1,520,000 fully paid ordinary shares following the exercise of 1,520,000 unlisted options exercised at $0.40 per option.
- 37,500,000 fully paid ordinary shares were issued at $0.80 per share to raise $30 million (before costs) under the terms of a placement to professional and sophisticated investors.
- 200,000 fully paid ordinary shares following the vesting of 200,000 unlisted performance rights.

At 31 March 2026, Ausgold had on issue 547,859,741 fully paid ordinary shares, 8,000,004 unlisted options with various strike prices and expiry dates and 12,793,010 performance rights.

The Board of Directors of Ausgold Limited approved this Quarterly Report and Appendix 5B for release to ASX.

For further information please visit Ausgold's website or contact:

John Dorward
Executive Chairman, Ausgold Limited
T: +61 (08) 9220 9890
E: investor@ausgoldlimited.com

Nicholas Read
Read Corporate
T: +61 (08) 9388 1474
E: nicholas@readcorporate.com.au

For personal use only

For personal use only

Competent Persons' Statements

The information in this report that relates to the Mineral Resource Estimate at the KGP is based on and fairly represents information and supporting documentation prepared by Competent Persons Dr Michael Cunningham of SRK, Mr Daniel Guibal of Condor Consulting Pty Ltd and Mr Graham Conner of Ausgold Limited.

Mr Conner who is an employee of Ausgold Limited takes responsibility for the integrity of the Exploration Results, including sampling, assaying, quality assurance and quality control (QAQC), the preparation of the geological interpretations and Exploration Targets. Dr Michael Cunningham takes responsibility for the Mineral Resource estimate for the Datatine (North Zone), Dingo (South Zone), Jackson-White Dam and Olympia (Central Zone) deposits, and Mr Daniel Guibal takes responsibility for the Jinkas-White Dam (Central Zone) deposits.

Dr Cunningham and Mr Guibal are Members or Fellows of the Australasian Institute of Mining and Metallurgy. Mr Conner is a Member of The Australian Institute of Geoscientists. Dr Cunningham, Mr Guibal and Mr Conner have sufficient experience that is relevant to the style of mineralisation and type of deposit under consideration, and to the activity they are undertaking, to qualify as Competent Persons as defined in the 2012 Edition of the Australasian Code for Reporting of Exploration Results, Mineral Resources and Ore Reserves (JORC Code, 2012 edition). Dr Cunningham, Mr Guibal and Mr Conner consent to the inclusion of such information in this announcement in the form and context in which it appears.

The information in this announcement that relates to the Ore Reserves at the KGP is based on and fairly represents information and supporting documentation prepared by Mr Jake Fitzsimons, a Competent Person who is a full-time employee of Orelogy Consulting Pty Ltd. Mr Fitzsimons is a Member of the Australasian Institute of Mining and Metallurgy. Mr Fitzsimons has sufficient experience which is relevant to the style of mineralisation and type of deposit under consideration and to the activity which being undertaken to qualify as a Competent Person as defined in the JORC Code, 2012 Edition. Mr Fitzsimons consents to the inclusion of such information in this announcement in the form and context in which it appears.

Forward-Looking Statements

This report includes "forward-looking statements" as that term within the meaning of securities laws of applicable jurisdictions. Forward-looking statements involve and are inherently subject to known and unknown risks, uncertainties and other factors that are in some cases beyond Ausgold's control. These forward-looking statements include, but are not limited to, all statements other than statements of historical facts contained in this presentation, including, without limitation, those regarding Ausgold's future expectations. Readers can identify forward-looking statements by terminology such as "aim," "anticipate," "assume," "believe," "continue," "could," "estimate," "expect," "forecast," "intend," "may," "plan," "potential," "predict," "project," "risk," "should," "will" or "would" and other similar expressions. Risks, uncertainties and other factors may cause Ausgold's actual results, performance, production or achievements to differ materially from those expressed or implied by the forward-looking statements (and from past results, performance or achievements). These factors include, but are not limited to, the failure to obtain access to land required for development of the KGP, failure to complete and commission the mine facilities, processing plant and related infrastructure in the time frame and within estimated costs currently planned; variations in global demand and price commodities and materials; fluctuations in exchange rates between the U.S. Dollar, and the Australian dollar; the failure of Ausgold's suppliers, service providers and partners to fulfil their obligations under construction, supply and other agreements; unforeseen geological, physical or meteorological conditions, natural disasters or cyclones; changes in the regulatory environment, industrial disputes, labour shortages, political and other factors; the inability to obtain additional financing, if required, on commercially suitable terms; and global and regional economic conditions. Readers are cautioned not to place undue reliance on forward-looking statements. The information concerning possible production in this announcement is not intended to be a forecast. They are internally generated goals set by the board of directors of Ausgold. The ability of the Company to achieve any targets will be largely determined by the Company's ability to secure adequate funding, implement mining plans, resolve logistical issues associated with mining and enter into any necessary off take arrangements with reputable third parties. Although Ausgold believes that its expectations reflected in these forward-looking statements are reasonable, such statements involve risks and uncertainties and no assurance can be given that actual results will be consistent with these forward-looking statements, or that Ausgold's business or operations will not be affected in any material manner by these or other factors not foreseen or foreseeable by Ausgold or management or beyond Ausgold's control. Forward looking statements in this announcement speak only at the date of issue. Subject to any continuing obligations under applicable law or the ASX Listing Rules, Ausgold does not undertake any obligation to release publicly any updates or revisions to any forward-looking statements.

For personal use only

APPENDIX A: SCHEDULE OF MINERAL TENEMENT INTERESTS

Summary of mining and exploration tenements as of 31 March 2026.

State	Tenement	Tenement status	Grant date	Project	Equity Interest Current Quarter	Equity Interest Prior Quarter
WA	E70/2928	Granted	26-Nov-08	Katanning Gold Project	100%	100%
WA	G70/84	Granted	13-Jun-89	Katanning Gold Project	100%	100%
WA	G70/85	Granted	13-Jun-89	Katanning Gold Project	100%	100%
WA	L70/252	Granted	2-Oct-24	Katanning Gold Project	100%	100%
WA	L 70/253	Pending	-	Katanning Gold Project	-	-
WA	L70/13	Granted	24-May-89	Katanning Gold Project	100%	100%
WA	L70/32	Granted	11-Dec-95	Katanning Gold Project	100%	100%
WA	L70/33	Granted	11-Dec-95	Katanning Gold Project	100%	100%
WA	M70/1426	Granted	8-Oct-24	Katanning Gold Project	100%	100%
WA	M70/1427	Granted	8-Oct-24	Katanning Gold Project	100%	100%
WA	M 70/1449	Pending	-	Katanning Gold Project	-	-
WA	M 70/1450	Pending	-	Katanning Gold Project	-	-
WA	M 70/1451	Pending	-	Katanning Gold Project	-	-
WA	M70/210	Granted	28-Mar-85	Katanning Gold Project	100%	100%
WA	M70/211	Granted	28-Mar-85	Katanning Gold Project	100%	100%
WA	M70/488	Granted	19-Apr-94	Katanning Gold Project	100%	100%
WA	E70/3952	Granted	18-Jan-11	Katanning Regional	100%	100%
WA	E70/4566	Granted	12-Aug-14	Katanning Regional	100%	100%
WA	E70/4605	Granted	13-Jan-15	Katanning Regional	100%	100%
WA	E70/4682	Granted	28-Jul-15	Katanning Regional	100%	100%
WA	E70/4865	Granted	10-Jan-17	Katanning Regional	100%	100%
WA	E70/4866	Granted	10-Jan-17	Katanning Regional	100%	100%
WA	E70/4908	Granted	3-May-17	Katanning Regional	100%	100%
WA	E70/4942	Granted	21-Aug-17	Katanning Regional	100%	100%
WA	E70/4959	Granted	11-Apr-18	Katanning Regional	100%	100%
WA	E70/4968	Granted	4-Jan-18	Katanning Regional	100%	100%
WA	E70/5040	Granted	14-Jun-18	Katanning Regional	100%	100%
WA	E70/5042	Granted	14-Jun-18	Katanning Regional	100%	100%
WA	E70/5043	Granted	14-Jun-18	Katanning Regional	100%	100%
WA	E70/5681	Granted	27-Apr-21	Katanning Regional	100%	100%
WA	E70/6673	Granted	16-Dec-24	Katanning Regional	100%	100%
WA	E70/6649	Granted	4-Oct-25	Katanning Regional Project	100%	0%
WA	E70/6754	Granted	10-Oct-25	Katanning Regional Project	100%	0%
WA	E70/6758	Granted	16-Jan-26	Katanning Regional Project	100%	-
WA	E70/5077	Granted	20-Jul-18	Kulin (Farm In)		
WA	E70/4855	Granted	29-Nov-16	Kulin	100%	100%
WA	E70/6542	Granted	6-Nov-23	Kulin	100%	100%
WA	E70/6619	Granted	13-May-24	Kulin	100%	100%
WA	E70/6656	Granted	18-Oct-24	Kulin	100%	100%
WA	E70/6657	Granted	18-Oct-24	Kulin	100%	100%
WA	E70/6668	Granted	26-Nov-24	Kulin	100%	100%
WA	E70/6669	Granted	26-Nov-24	Kulin	100%	100%
WA	E70/6757	Granted	16-Jan-26	Kulin Regional Project	100%	-
WA	E70/4787	Granted	1-Jul-16	Stanley Farm-in	80%	80%

State	Tenement	Tenement status	Grant date	Project	Equity Interest Current Quarter	Equity Interest Prior Quarter
WA	E70/5131	Granted	26-Oct-18	Stanley Farm-In	80%	80%
WA	E70/6058	Granted	9-Aug-22	Stanley Farm-In	80%	80%
WA	E70/4863	Granted	10-Jan-17	Woodanilling	100%	100%
WA	E70/5142	Granted	7-Apr-19	Woodanilling	100%	100%
WA	E70/4991	Granted	31-Jan-18	Yandina (Farm-Out)	100%	100%
WA	E70/5044	Granted	14-Jun-18	Yandina (Farm-Out)	100%	100%
WA	E70/5285	Granted	29-Oct-19	Yandina (Farm-Out)	100%	100%
WA	E70/5689	Granted	27-Apr-21	Yandina (Farm-Out)	100%	100%
WA	E70/6030	Granted	5-Apr-22	Yandina (Farm-Out)	100%	100%
WA	E70/6378	Granted	7-Mar-23	Yandina (Farm-Out)	100%	100%
WA	E70/6717	Granted	4-Jun-25	Calyerup	100%	100%

For personal use only

For personal use only

APPENDIX B: MINERAL RESOURCE ESTIMATE AND ORE RESERVE[6]

December 2025 Mineral Resource Estimate

RESOURCE CATEGORY	TONNES (MT)	GRADE (G/T AU)	CONTAINED GOLD (OZ)
MEASURED	**41.6**	**1.14**	**1,531,000**
INDICATED	**21.2**	**1.02**	**693,000**
INFERRED	**5.9**	**1.16**	**219,000**
TOTAL RESOURCE	**68.6**	**1.11**	**2,443,000**

December 2025 Ore Reserve

ORE RESERVE	CATEGORY	ORE (MT)	GRADE (G/T)	CONTAINED GOLD (KOZ)
CENTRAL ZONE	PROVED	29.1	1.14	1,070.0
	PROBABLE	5.4	0.96	168.7
	SUB-TOTAL	32.3	1.12	1,238.7
SOUTH ZONE	PROVED	1.2	0.97	36.5
	PROBABLE	1.7	1.01	54.6
	SUB-TOTAL	2.9	0.99	91.0
TOTAL		37.4	1.11	1,329.7

[6] For further details refer to ASX Announcement dated 16 December 2025. The Company confirms that it is not aware of any new information or data that materially affects the information contained in that announcement and that all material assumptions and technical parameters underpinning the estimates in that announcement continue to apply and have not materially changed.

APPENDIX 5B

Mining exploration entity or oil and gas exploration entity quarterly cash flow report

For personal use only

Name of entity

Ausgold Limited

ABN	Quarter ended ("current quarter")
67 140 164 496	31 March 2026

Consolidated statement of cash flows		Current quarter $A'000	Year to date (9 months) $A'000
1.	**Cash flows from operating activities**		
1.1	Receipts from customers	-	-
1.2	Payments for		
	(a) exploration & evaluation	-	-
	(b) development	-	-
	(c) production	-	-
	(d) staff costs	(431)	(2,537)
	(e) administration and corporate costs	(1,153)	(3,556)
1.3	Dividends received (see note 3)	-	-
1.4	Interest received	210	770
1.5	Interest and other costs of finance paid	-	-
1.6	Income taxes paid	-	-
1.7	Government grants and tax incentives	214	267
1.8	Other (GST refund)	78	1,693
1.9	**Net cash from / (used in) operating activities**	**(1,082)**	**(3,363)**

2.	**Cash flows from investing activities**		
2.1	Payments to acquire or for:		
	(a) entities	-	-
	(b) tenements	-	-
	(c) property, plant and equipment	(44)	(22,285)
	(d) exploration & evaluation	(5,623)	(11,468)
	(e) investments	-	-
	(f) other non-current assets	-	-

For personal use only

Consolidated statement of cash flows		Current quarter $A'000	Year to date (9 months) $A'000
2.2	Proceeds from the disposal of:		
	(a) entities	-	-
	(b) tenements	-	-
	(c) property, plant and equipment	-	-
	(d) investments	-	-
	(e) other non-current assets	-	-
2.3	Cash flows from loans to other entities	-	-
2.4	Dividends received (see note 3)	-	-
2.5	Other (Security Deposits)	-	(61)
2.6	**Net cash from / (used in) investing activities**	**(5,667)**	**(33,814)**

3.	**Cash flows from financing activities**		
3.1	Proceeds from issues of equity securities (excluding convertible debt securities)	30,000	125,150
3.2	Proceeds from issue of convertible debt securities	-	-
3.3	Proceeds from exercise of options	608	3,930
3.4	Transaction costs related to issues of equity securities or convertible debt securities	(1,585)	(6,038)
3.5	Proceeds from borrowings	-	-
3.6	Repayment of borrowings	(3)	(19)
3.7	Transaction costs related to loans and borrowings	-	-
3.8	Dividends paid	-	-
3.9	Other (provide details if material)	-	-
3.10	**Net cash from / (used in) financing activities**	**29,020**	**123,023**

4.	**Net increase / (decrease) in cash and cash equivalents for the period**		
4.1	Cash and cash equivalents at beginning of period	75,603	12,028
4.2	Net cash from / (used in) operating activities (item 1.9 above)	(1,082)	(3,363)
4.3	Net cash from / (used in) investing activities (item 2.6 above)	(5,667)	(33,814)
4.4	Net cash from / (used in) financing activities (item 3.10 above)	29,020	123,023

Consolidated statement of cash flows		Current quarter $A'000	Year to date (9 months) $A'000
4.5	Effect of movement in exchange rates on cash held	-	-
4.6	**Cash and cash equivalents at end of period**	**97,874**	**97,874**

5.	**Reconciliation of cash and cash equivalents** at the end of the quarter (as shown in the consolidated statement of cash flows) to the related items in the accounts	**Current quarter $A'000**	**Previous quarter $A'000**
5.1	Bank balances	8,874	75,603
5.2	Call deposits	-	-
5.3	Bank overdrafts	-	-
5.4	Other (cash term deposits)	89,000	-
5.5	**Cash and cash equivalents at end of quarter (should equal item 4.6 above)**	**97,874**	**75,603**

6.	**Payments to related parties of the entity and their associates**	**Current quarter $A'000**
6.1	Aggregate amount of payments to related parties and their associates included in item 1	149
6.2	Aggregate amount of payments to related parties and their associates included in item 2	-

The related party transactions refer to directors' fees to non-executive directors and salaries of executive directors.

For personal use only

For personal use only

7.	**Financing facilities** *Note: the term "facility' includes all forms of financing arrangements available to the entity.* *Add notes as necessary for an understanding of the sources of finance available to the entity.*	**Total facility amount at quarter end $A'000**	**Amount drawn at quarter end $A'000**
7.1	Loan facilities	-	-
7.2	Credit standby arrangements	-	-
7.3	Other (please specify)	-	-
7.4	**Total financing facilities**	-	-
7.5	**Unused financing facilities available at quarter end**		-
7.6	Include in the box below a description of each facility above, including the lender, interest rate, maturity date and whether it is secured or unsecured. If any additional financing facilities have been entered into or are proposed to be entered into after quarter end, include a note providing details of those facilities as well.		

8.	**Estimated cash available for future operating activities**	**$A'000**
8.1	Net cash from / (used in) operating activities (item 1.9)	(1,082)
8.2	(Payments for exploration & evaluation classified as investing activities) (item 2.1(d))	(5,623)
8.3	Total relevant outgoings (item 8.1 + item 8.2)	(6,705)
8.4	Cash and cash equivalents at quarter end (item 4.6)	97,874
8.5	Unused finance facilities available at quarter end (item 7.5)	-
8.6	Total available funding (item 8.4 + item 8.5)	97,874
8.7	**Estimated quarters of funding available (item 8.6 divided by item 8.3)**	14.60

Note: if the entity has reported positive relevant outgoings (ie a net cash inflow) in item 8.3, answer item 8.7 as "N/A". Otherwise, a figure for the estimated quarters of funding available must be included in item 8.7.

8.8 If item 8.7 is less than 2 quarters, please provide answers to the following questions:

8.8.1 Does the entity expect that it will continue to have the current level of net operating cash flows for the time being and, if not, why not?

Answer:

8.8.2 Has the entity taken any steps, or does it propose to take any steps, to raise further cash to fund its operations and, if so, what are those steps and how likely does it believe that they will be successful?

Answer:

8.8.3 Does the entity expect to be able to continue its operations and to meet its business objectives and, if so, on what basis?

Answer:

Note: where item 8.7 is less than 2 quarters, all of questions 8.8.1, 8.8.2 and 8.8.3 above must be answered.

For personal use only

Compliance statement

1 This statement has been prepared in accordance with accounting standards and policies which comply with Listing Rule 19.11A.

2 This statement gives a true and fair view of the matters disclosed.

Date: 20 April 2026

Authorised by: The Board of Directors

Notes

1. This quarterly cash flow report and the accompanying activity report provide a basis for informing the market about the entity's activities for the past quarter, how they have been financed and the effect this has had on its cash position. An entity that wishes to disclose additional information over and above the minimum required under the Listing Rules is encouraged to do so.
2. If this quarterly cash flow report has been prepared in accordance with Australian Accounting Standards, the definitions in, and provisions of, *AASB 6: Exploration for and Evaluation of Mineral Resources* and *AASB 107: Statement of Cash Flows* apply to this report. If this quarterly cash flow report has been prepared in accordance with other accounting standards agreed by ASX pursuant to Listing Rule 19.11A, the corresponding equivalent standards apply to this report.
3. Dividends received may be classified either as cash flows from operating activities or cash flows from investing activities, depending on the accounting policy of the entity.
4. If this report has been authorised for release to the market by your board of directors, you can insert here: "By the board". If it has been authorised for release to the market by a committee of your board of directors, you can insert here: "By the [*name of board committee – eg Audit and Risk Committee*]". If it has been authorised for release to the market by a disclosure committee, you can insert here: "By the Disclosure Committee".
5. If this report has been authorised for release to the market by your board of directors and you wish to hold yourself out as complying with recommendation 4.2 of the ASX Corporate Governance Council's *Corporate Governance Principles and Recommendations*, the board should have received a declaration from its CEO and CFO that, in their opinion, the financial records of the entity have been properly maintained, that this report complies with the appropriate accounting standards and gives a true and fair view of the cash flows of the entity, and that their opinion has been formed on the basis of a sound system of risk management and internal control which is operating effectively.