

Quarterly Activities and Cashflow Report

OD6 Metals Limited (**OD6** or the **Company**) is pleased to present its Quarterly Activities and Cashflow Report for the period ending 31 March 2026

Highlights (including subsequent events):

Quinn Fluorspar Project, Nevada USA (New Acquisition)

- Exclusive Option Secured over 48 State of Nevada Mining Claims (~400 hectares)
- **High-Grade Epithermal fluorspar (CaF₂) at a district scale**
- Grades up to 94% CaF₂ in rock samples and 75% CaF₂ in channel samples
- Critical Mineral Listed – US, EU, Canada, Australia, Japan
- **US 100% import reliant** – last major production in 1990s
- Quinn's targeting US market with ~400ktpa demand
- Acquisition structure with low upfront risk and cost
- **Additional claims staked securing Dresser epithermal alteration target** and strike extensions
- Satellite Analysis Reveals **8km Target Corridor with 1.1km high-intensity alteration zone** linking Horseshoe to Jumbo prospects
- Systematic Exploration commenced onsite
- Spectacular Fluorspar **channel sampling at Mammoth returned, 12m @ 40.8% CaF₂ including a peak grade of 54.0% CaF₂ over 1m**
- Stunning ultra high-grade fluorspar (CaF₂) **channel sampling at Horseshoe Prospect** with continuous channel samples results including:
 - **12m @ 68.9% CaF₂** including a peak value of 79.7% CaF₂
 - **7m @ 73.1% CaF₂** including a peak value of 82.0% CaF₂
 - **2m @ 75% CaF₂** including a peak value of 79.9% CaF₂

Splinter Rock REE Project, WA

- **Advanced ANSTO Testing Underway**
 - Building on previously reported metallurgical successes at Splinter Rock
 - Program focused on heap leach optimisation, impurity removal refinement
 - Testwork will track other elements of interest
- **Offtake Samples:** MREC and MREH samples will be utilised for offtake discussions, to assess commercial payability options for the products
- **Critical Minerals Strategic Reserve (CMSR):** The Company confirmed its role, alongside a consortium of industry participants, in contributing to the industry-led framework.

Gulf Creek Copper Project, NSW

- **Strong conductor identified approximately 75m beyond the end of hole GDD010**
- DHEM results at the **Northwest Target indicates a possible additional conductor**
- Geological reinterpretation indicates a **potential fault offset** of historic high-grade lodes mined

Corporate

- **\$3.40M two-tranche placement @ \$0.05/share** completed to fund Quinn acquisition and exploration. Tranche 2 pending shareholder approval on 22 April 2026
- **The Hon Julie Bishop appointed Strategic Advisor** for US/Australia government engagement
- **R&D Tax Offset of A\$216k received**
- Cash balance at end of quarter: **A\$3.48M, with a further ~\$890K due post EGM, pending shareholder approval**

Brett Hazelden, Managing Director, commented:

"The March quarter was transformational for OD6. Our strategic entry into the US critical minerals sector through the Quinn Fluorspar acquisition positions the Company at the intersection of two compelling investment themes - critical minerals supply security and the re-shoring of US strategic supply chains.

Quinn represents exactly the type of opportunity we seek: a district-scale system with ultra high-grade historic results, located in a Tier-1 mining jurisdiction, with clear strategic value to the United States. Nevada's ranking as the world's number one mining jurisdiction, combined with the US Government's focus on critical minerals independence, creates an exceptional backdrop for project advancement.

At Splinter Rock, our ANSTO Phase 5 metallurgical program continues to de-risk the processing pathway. The production of bulk MREC and MREH samples will enable meaningful offtake discussions with potential partners seeking secure rare earth supply.

The appointment of The Hon Julie Bishop as Strategic Advisor underscores our commitment to advancing government and stakeholder engagement across both Australian and US critical minerals initiatives. Her extensive experience in international relations and policy development will be invaluable as we progress both Splinter Rock and Quinn."

Exploration and Development (including subsequent events)

Quinn Fluorspar Project, Nevada USA

- OD6 to Acquire Quinn Fluorspar Project** On the 4 March 2026 (refer [ASX 4 March 2026](#)) OD6 announced securing an option over the high-grade, district scale fluorspar project in Nevada USA.
- District-scale, ultra high-grade fluorspar system with multiple prospects
 - Excellent road and rail access and proximity to established mining regions
 - Global critical mineral (designated critical in the U.S.), with the U.S. 100% reliant on imports

- Semiconductors, Military Electronics, Aerospace & Nuclear enrichment uses

Mammoth Prospect (Historic work)

- High-Grade Epithermal Fluorspar (CaF₂) **mapped out over 9,000m² zone, with no historical drilling completed and depth potential remaining entirely untested.**
- Interpreted as a steeply plunging breccia body **30 to 60m wide extending to depth**
- **Up to 80% CaF₂ in surface rock samples**
- Exceptionally high-grade surface and channel sampling results including:
 - **15.2m @ 48% CaF₂ in channel sampling**
 - **10.7m @ 45% CaF₂ in channel sampling**
 - **25.9m @ 27% CaF₂ in channel sampling**
 - **~35.9% CaF₂ average grade estimated from surface samples**

Other prospects (Historic work)

- **Spar Mine – Significant High Grades**
 - **6.1m @ 78% CaF₂ in a channel sample**
 - **6.1m @ 71% CaF₂ in a channel sample**
- **Big Jim Prospect – Exceptional High Grades**
 - **90% and 94% CaF₂ in 1 to 2m wide massive fluorspar vein**
 - **74.9% CaF₂ in 0.3m rock chip from altered sediments above the vein**

Horseshoe Prospect (Historical Production)

- Historic mine produced 26,000 tonnes (29,500 short tons) of fluorspar ore from shallow pits
- High grade shallowly dipping / bedding parallel fluorspar in pit wall **mapped over 3,000m² zone and estimated 30m thickness extending under shallow limestone cover**
- **Up to 71% CaF₂ in surface rock samples**
- **44.9% CaF₂ historic estimated average grade from surface samples**
- Extensions concealed beneath limestone and talus cover

Favourable Deal Metrics

- Low risk upfront payment of A\$75k cash to acquire option, with option exercise payment of A\$200k (50% cash and 50% shares (subject to shareholder approval)) upon OD6 being satisfied with due diligence and otherwise comfortable with completing. Deferred payments totalling A\$3.8 million (50% cash and 50% shares) are also payable upon achievement of certain milestones including receipt of drilling approvals, drilling commencement, declaration of JORC resources, completion of a Bankable Feasibility Study, and achievement of Commercial Production on the Project. In addition, a royalty will be granted to the Sellers of 2% NSR on fluorspar minerals and 1% NSR on all other minerals extracted from the Quinn Fluorspar Project.

Strategic Claim Staking Expansion

On the 16 March 2026 (refer [ASX 16 March 2026](#)) OD6 announced that it has staked additional claims for exploration adjacent to the Quinn Fluorspar Project, enhancing the district scale cluster of historic high grade fluorspar (CaF₂) deposit.

- New claims secure additional ground over extensive **epithermal alteration zones considered highly prospective for new fluorspar discoveries.**
- Expanded landholding within the **broader Quinn fluorite district, covering interpreted strike extensions of several historic deposits** including Mammoth, Spar, Big Jim, Rocket, Jumbo and Horseshoe.
- The additional claims capture multiple structural corridors and favourable carbonate host rocks known to host fluorite mineralisation within the region.
- Newly staked claims also secure the **Dresser epithermal alteration target**, a large untested zone interpreted to **host additional fluorite mineralisation.**
- The additional claims significantly strengthens OD6's position within a historically producing fluorite district in Nevada, one of the world's most attractive mining jurisdictions

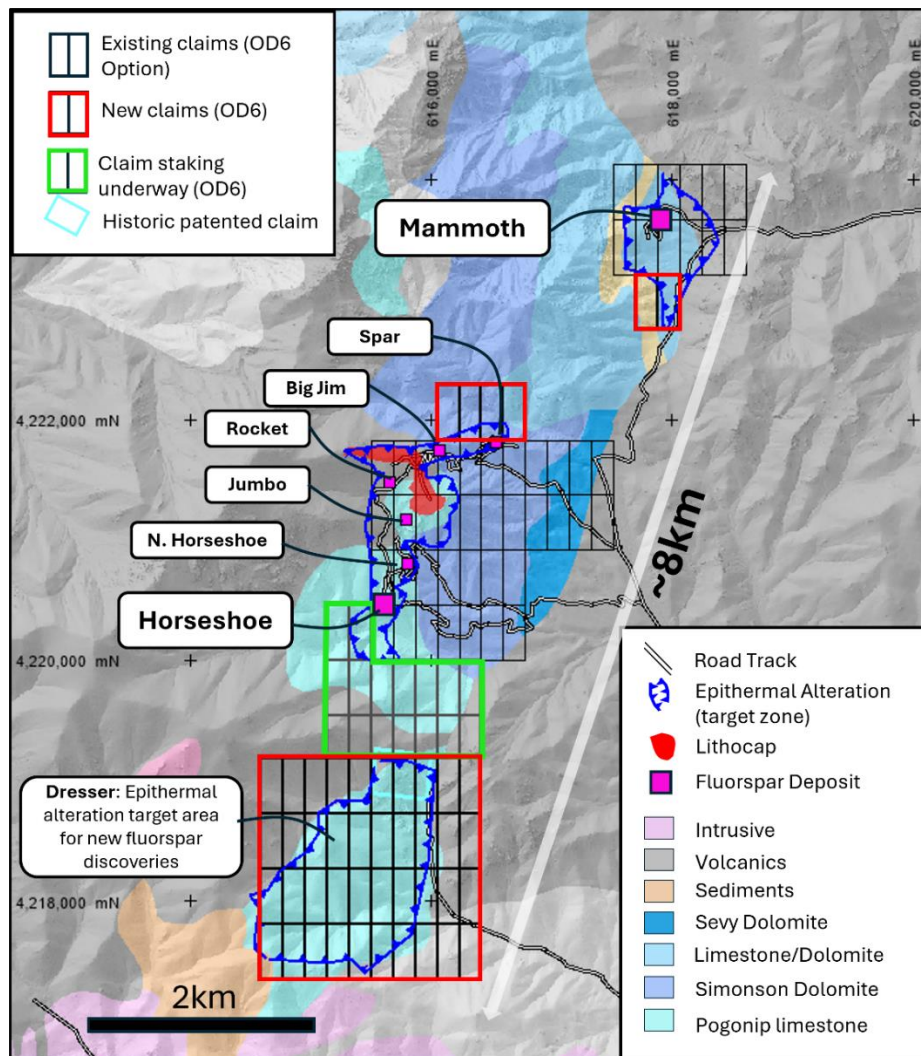


Figure 1: Quinn Fluorspar Project Claim Expansion. Location, Nevada USA

Advanced Satellite Analysis reveals 8km target Corridor

On the 25 March 2026 (refer [ASX 25 March 2026](#)) OD6 announced results of advanced satellite and airborne hyperspectral analysis.

- Advanced satellite and airborne spectral analysis confirms **extensive epithermal alteration system**
- **8km long** regional target alteration zone from **Dress Circle to Mammoth**
- **1.1km long high intensity alteration zone linking Horseshoe to Jumbo prospects**
- **Dress Circle: a 2km by 1.8m zone of intense alteration** in limestone associated with arcuate features, indicating potential for an intrusive source at depth.
- **Scale of alteration** indicates historic outcropping discoveries potentially join into globally significant target zones along preferred stratigraphic horizons.

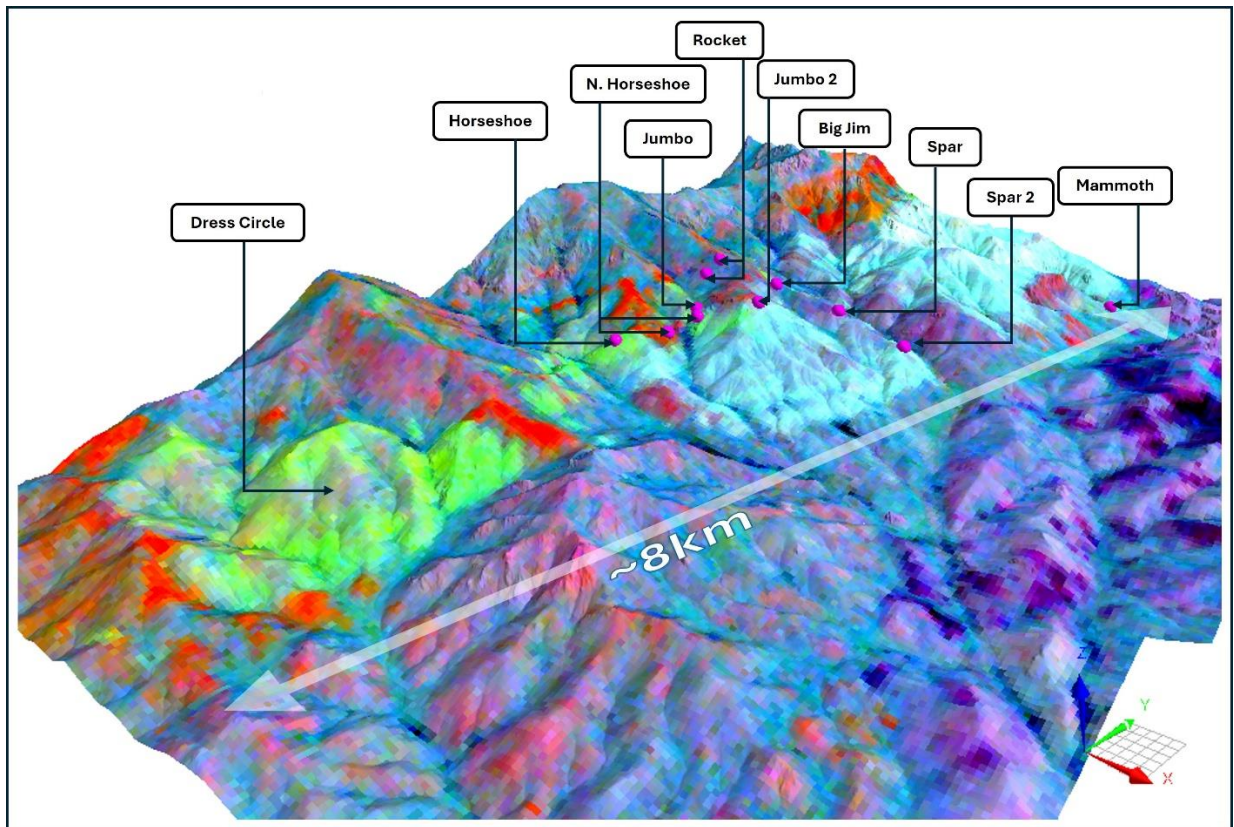


Figure 2: Frontispiece: EnMap alteration index draped on elevation model with fluorspar occurrences. View NW. (refer Figure 2 for descriptions)

Systematic Exploration Commences

OD6 Metals commences the first systematic exploration program at the Quinn Fluorspar Project in ~60 years as announced on the 1 April 2026 (refer [ASX 1 April 2026](#)).

- **~320 soil samples** targeting **known high-grade deposits** and regional alteration systems
- First known modern exploration over major target areas hosting significant fluorspar mineralisation systems, including two substantial and previously untested target systems:

For personal use only

- 70,000m² Lithocap target
- 700,000m² "Dress Circle" alteration zone
- Targeting major extensions of historical results across three key targets:
 - Horseshoe Deposit: a replacement/breccia-style ore body mapped over 3,000m²
 - Mammoth Deposit: a replacement/breccia-style ore body mapped over 9,000m²
 - Horseshoe–Jumbo Corridor: Follow-up of a recently identified intense alteration corridor with significant strike potential
- Regional stream sediment sampling (~40 sites) to identify additional mineralised catchments

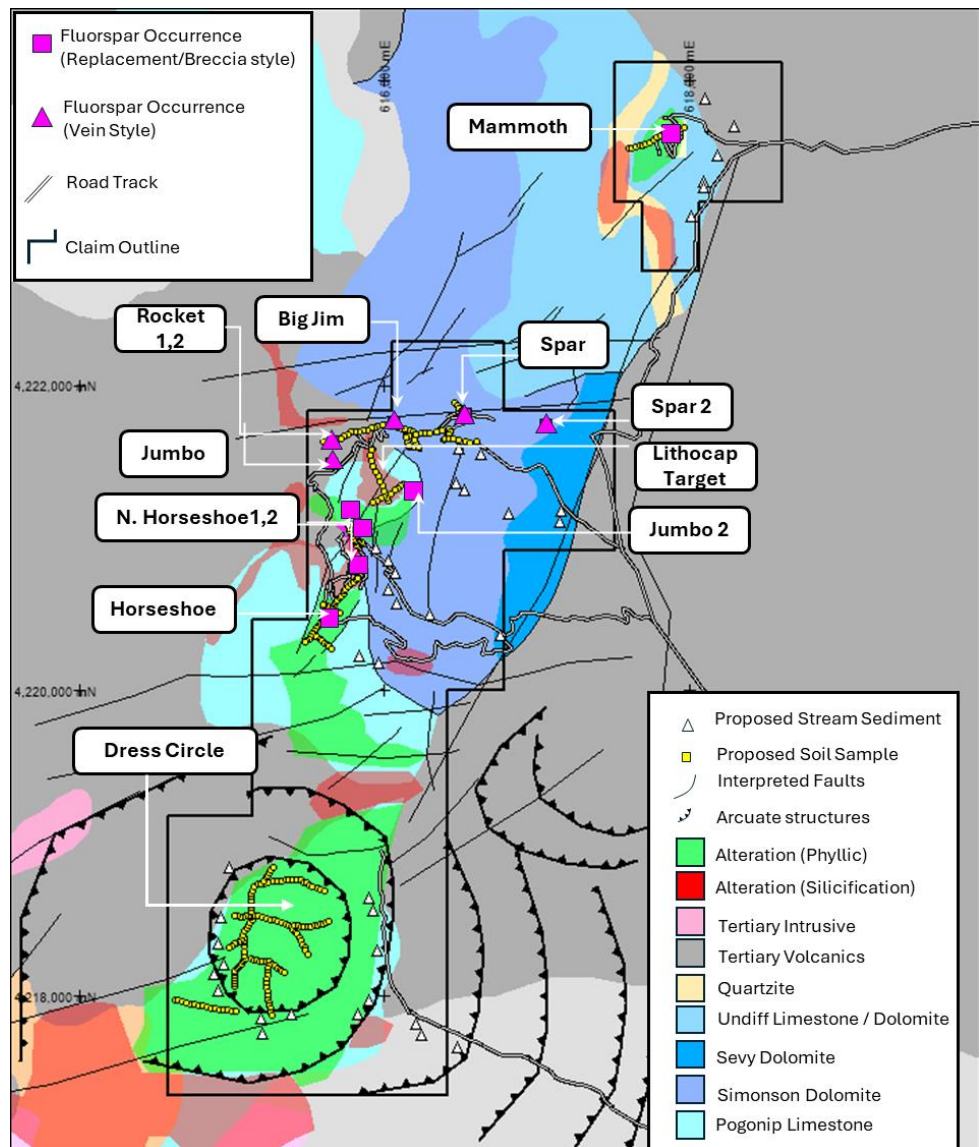


Figure 3: Regional initial sampling programs over the target corridors (refer release dated 25 March 2026 for description of geology, mineralization and alteration)

**Exception Rock
Chip Assay
Results at
Mammoth**

Subsequent to the end of the quarter OD6 announced exceptional assay results up to 53.2% CaF₂ a confirming high grade fluor spar system with expansion potential at Mammoth (refer [ASX 7 April 2026](#))

- Outstanding rock chip results include:
 - **53.2% CaF₂ (QC260231)**
 - **43.8% CaF₂ (FL-4)**
 - **33.8% CaF₂ (QC260233)**
 - **32.9% CaF₂ (QC260252)**
 - **31.5% CaF₂ (FL-3 & FL-6)**
- Mineralisation recorded in surrounding limestone of up to 32.9% CaF₂ indicates the target zone extends to the West and North, suggesting a broader Fluorspar system
- High prospectivity of mineralisation extending to the east under cover which remains untested
- Results validate historic data and confirm a large-scale, high-grade fluor spar system

**Continuous High
Grade Channel
Samples Results
at Mammoth**

Subsequent to the end of the quarter OD6 initial channel sample assay results of 12m @ 40.8% CaF₂ at Mammoth (refer [ASX 9 April 2026](#))

- **Spectacular Fluorspar channel sampling in a breccia replacement zone returned:**
 - **12m @ 40.8% CaF₂**
 - **including a peak grade of 54.0% CaF₂ over 1m**
- Channel sampling demonstrates persistent high-grade Fluorspar continuity across the exposed outcrop.
- Geological indicators suggest the surface expression is representative of a potentially larger mineralised system extending at depth and along strike.
- Results validate historic high-grade sample results, demonstrating grade reliability, and consistency within the large-scale system.



Figure 4: View west of the outcrop of the channel sampling at Mammoth. Orange paint marks indicate 1m samples. The full extent of the outcrop was sampled.

For personal use only

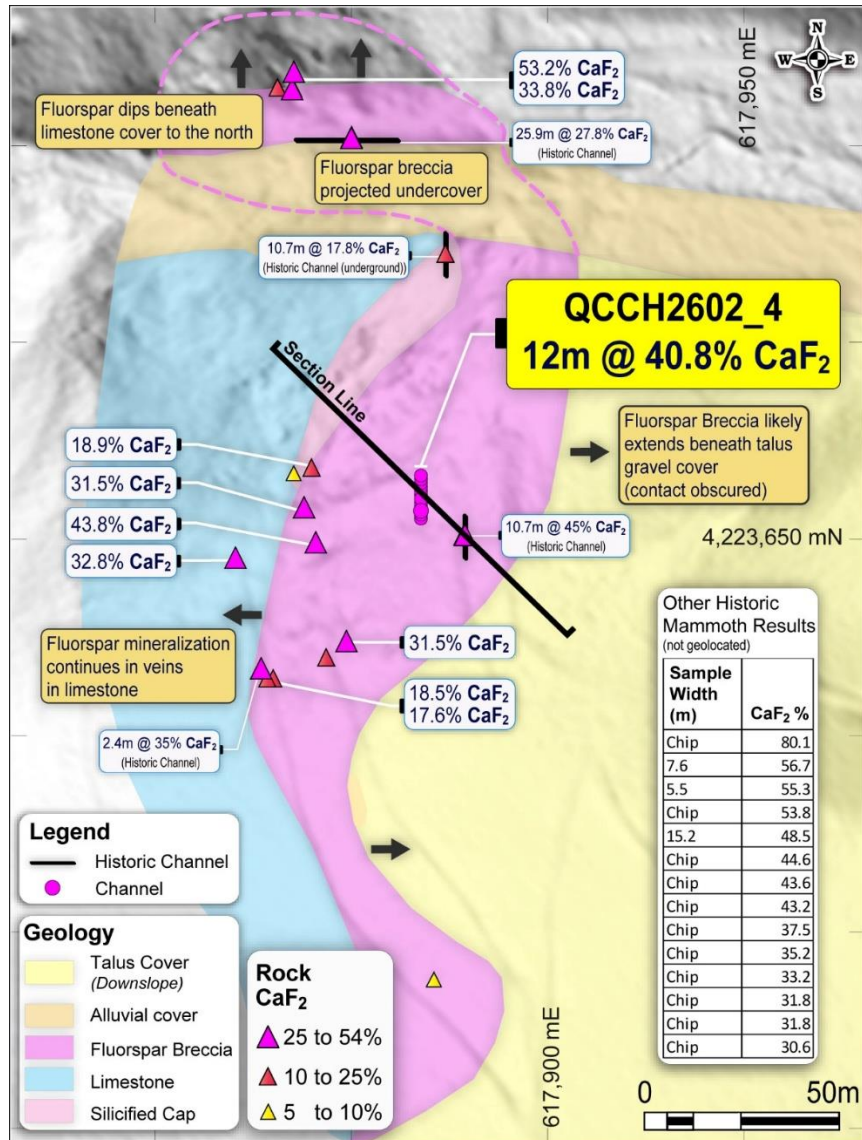


Figure 5: Mammoth Project channel sampling. Includes rock chip results released 7 April 2026; background geology and historic results refer to release dated 4 March 2026

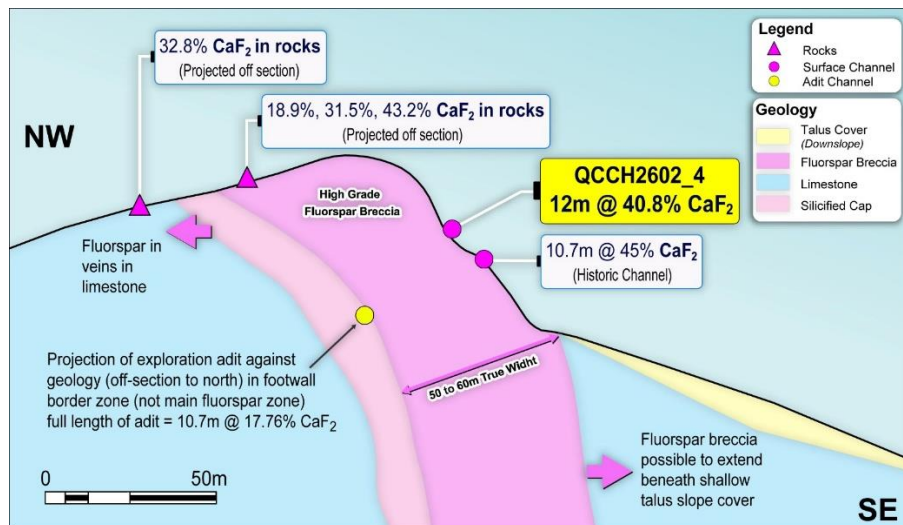


Figure 6: Schematic cross-section across Mammoth Fluorspar Zone with recent and historic assay results (based on Evans 1975 as referenced in release 4 March 2026)

Ultra High Grade Channel Samples Results at Horseshoe

Subsequent to the end of the quarter OD6 announced ultra high grade channel sampling assay results up to 75% CaF₂ at Horseshoe (refer [ASX 15 April 2026](#))

- **Stunning ultra high-grade fluorspar (CaF₂) channel sampling at Horseshoe Prospect**
- **Continuous channel samples results include:**
 - **12m @ 68.9% CaF₂ including a peak value of 79.7% CaF₂**
 - **7m @ 73.1% CaF₂ including a peak value of 82.0% CaF₂**
 - **2m @ 75% CaF₂ including a peak value of 79.9% CaF₂**
- Results confirm **strong high-grade fluorspar continuity across exposed outcrops** within the existing historic pits, validating historical production grades
- Geological indicators suggest the **surface expression is representative of a potentially larger mineralised system extending at up and down dip** under silicified cap and cover
- **Significant exploration upside with mineralisation remaining open along strike and at depth**, with only a portion of the mapped ~3,000m² system being tested to date
- Grades support **potential for Direct Shipping Ore (DSO) of Metspar**, along with conventional upgrading to AcidSpar quality (>97% CaF₂)



Figure 7: View northeast of the main face (channel QCCH2602_3) sampling at Horseshoe. Orange marks indicate 1m samples. The mineralization continues either end of the sampled section

For personal use only

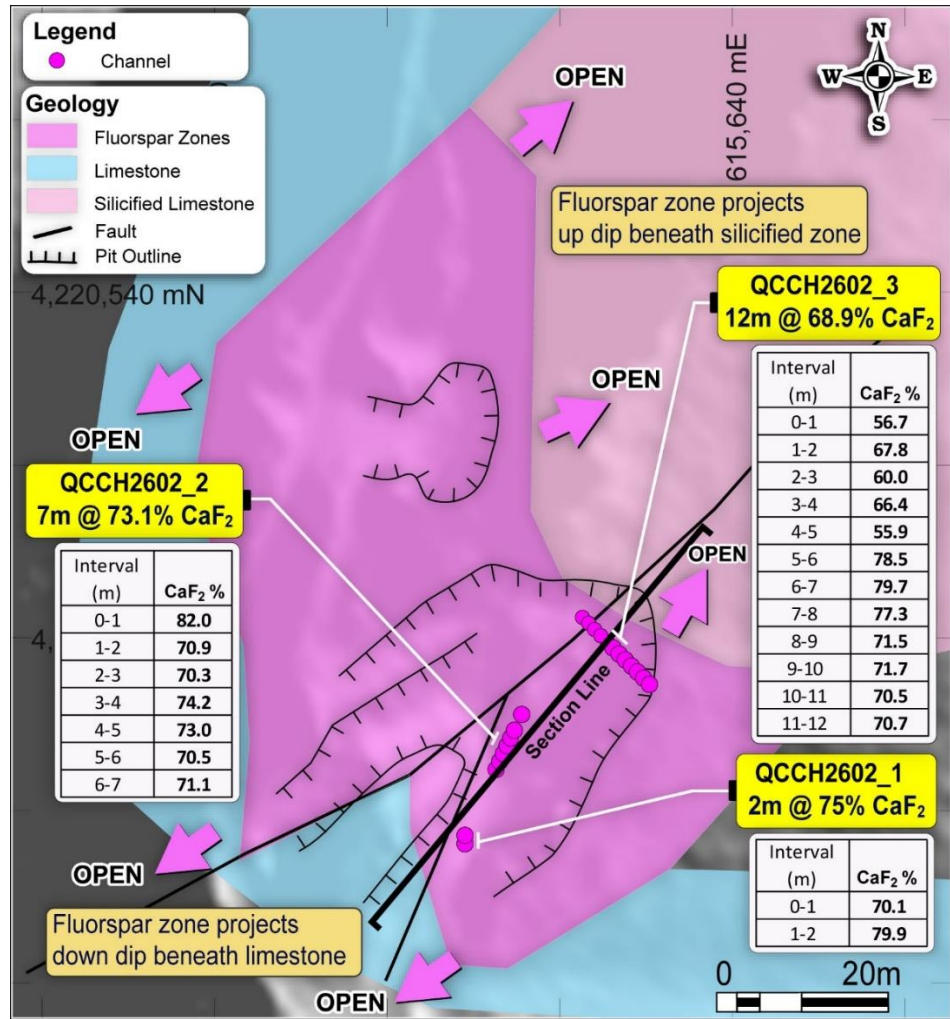


Figure 8: Horseshoe Prospect channel sampling. background geology results refer to release dated 4 March 2026

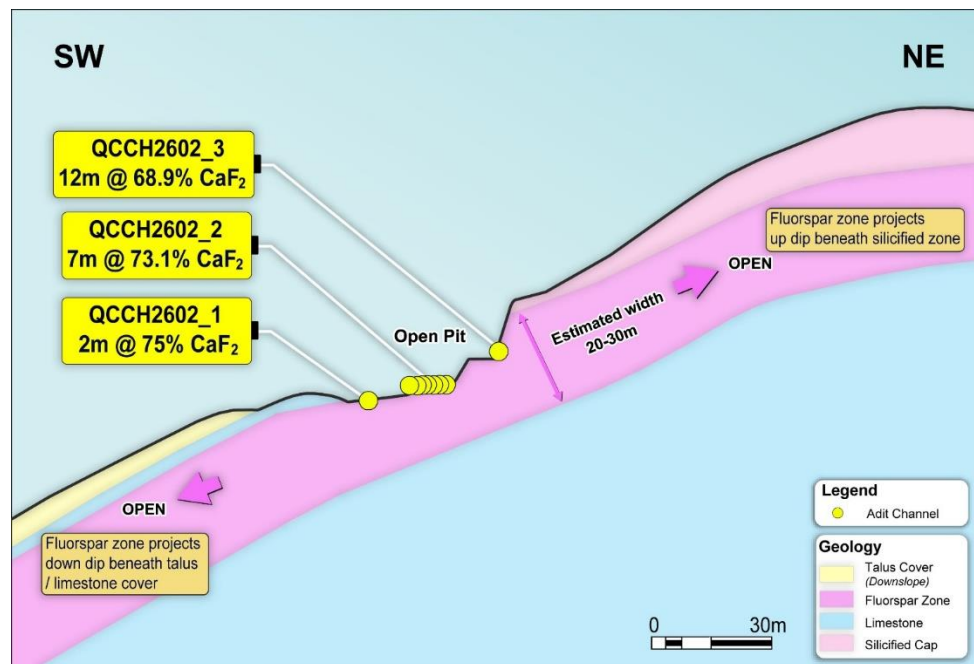


Figure 9: Schematic cross-section of Horseshoe Pit with recent sample results. Background geology modified from interpretation by Evans 1975 (refer release dated 4 March 2026)

Splinter Rock Rare Earth Project, WA

Advanced ANSTO Metallurgical Testwork Underway

At the start of January 2026 (refer [ASX 20 January 2026](#)) OD6 advise that advanced metallurgical testwork is now underway at the Australian Nuclear Science and Technology Organisation (ANSTO) as part of the continued optimisation and scale-up of the preferred processing flowsheet for the Splinter Rock Rare Earth Project:

The metallurgical core program has targeted zones within Inside Centre that best represent an area of consistent geology, prior metallurgical outcomes, low striping ratios, significant grades and planned early-stage mining areas. Samples will be composited at ANSTO for a series of advanced campaigns focused on:

- **Heap leach Optimisation;**
 - Heap Leach duration and kinetics
 - Acid strength and consumption
 - Counter current heap configuration
 - Particle agglomeration methodology
- **Impurity Removal Verification:**
 - Nanofiltration (NF) acid recovery and liquor concentration tuning
 - Ion Exchange (IX) selectivity and elution to reduce Fe/Al and trace U/Th prior to precipitation
 - Impurity removal (IR) two stage pH optimisation to achieve target impurity specifications
- **Bulk MREC and MREH Production**
 - Precipitation to produce >1 kg of MREC and/or MREH for customer qualification, offtake discussions, and to assess commercial payability options for the products.
- **Other Elements of Interest**
 - The program will monitor various other elements of interest to determine if there is a technically viable approach to recovery.

The work program is designed to de-risk the processing flowsheet, improve confidence in operating parameters, and provide commercially relevant products that support offtake engagement, financing discussions, and future technical studies.

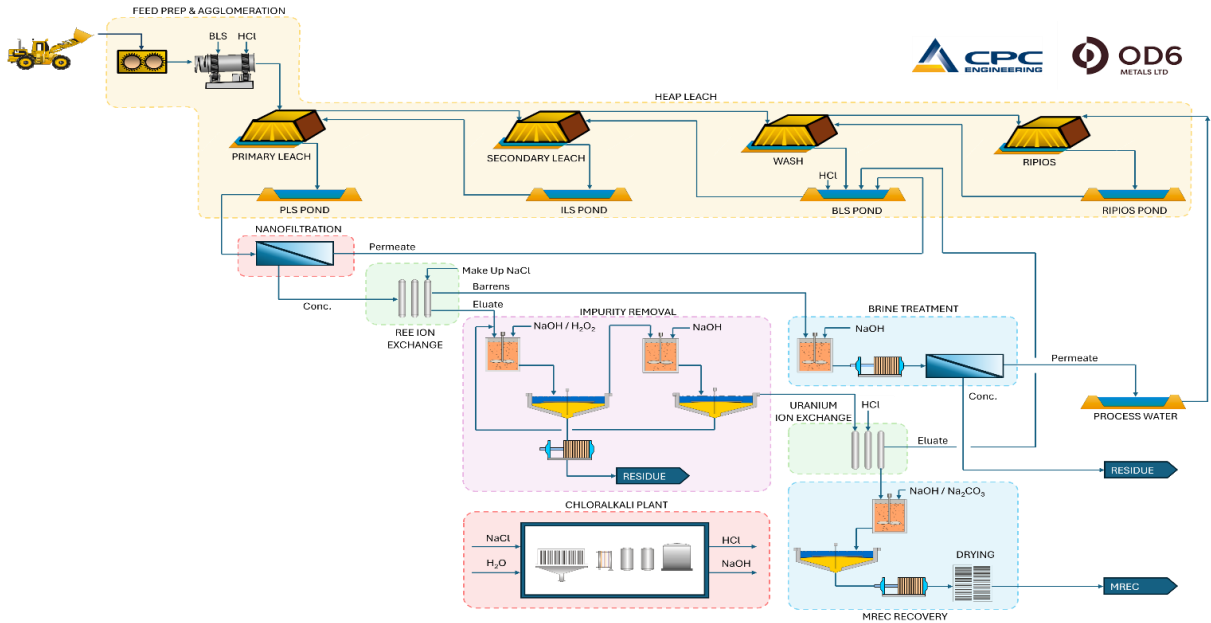


Figure 10: Preferred Process Flowsheet from ANSTO Testwork and CPC Optioneering Study

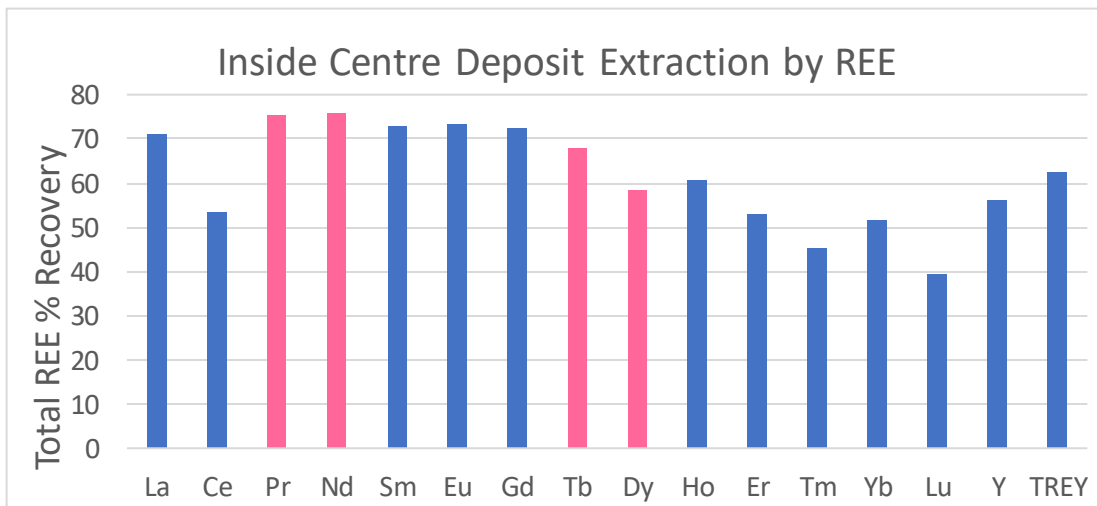


Figure 11: Anticipated Inside Centre Total REE Recovery by Element Utilising the Preferred Process Flow Sheet

Critical Minerals Reserve Strategy

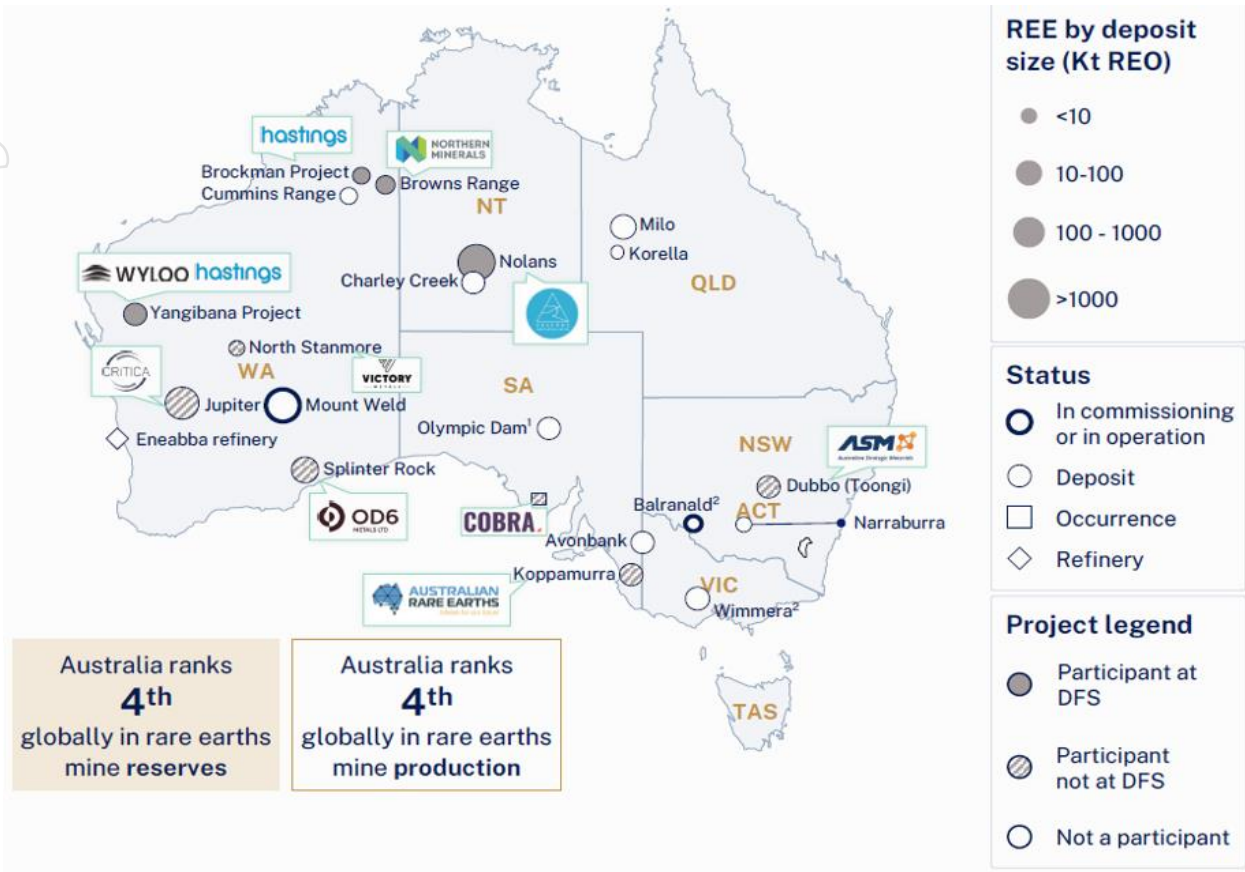
The Company confirmed its role, alongside a consortium of industry participants, in contributing to the industry-led framework supporting Australia’s Critical Minerals Strategic Reserve (CMSR), as advanced by the Association of Mining and Exploration Companies (AMEC) (refer [ASX 14 January 2026](#))

The CMSR concept paper ([refer AMEC CMSR](#)) provides a strategic policy framework for government consideration.

This framework seeks to articulate how a sustainable, bankable CMSR mechanism could be structured, to deliver greater market certainty for producers, strengthen supply chain resilience, and support long-term offtake pathways for critical minerals including rare earth elements. OD6’s participation reflects its commitment to advancing Australia’s role as a secure global supplier of strategically important minerals.

For personal use only

For personal use only



Source: AMEC Critical Mineral Strategic Reserve (CMSR) webpage ([link here](#))

Down Hole EM Identifies Off Hole Conductors

During the quarter OD6 advised that processing and interpretation of the Downhole Electromagnetic (DHEM) survey completed in December 2025 has identified a strong off-hole conductors at the Gulf Creek Copper Project (refer [ASX 23 January 2026](#)).

The newly identified strong conductor is located proximal to historic high-grade copper workings and represents a compelling new drill target, supporting the potential for fault-offset or stacked mineralised lodes beneath the historic mine.

What is DHEM?

Downhole Electromagnetics (DHEM) is a geophysical method where an electromagnetic field is transmitted from a surface loop and measured by a probe lowered down a drill hole. Because copper sulphides (chalcopyrite, bornite, chalcocite) are significantly more conductive than surrounding host rocks, the DHEM tool can detect:

- **Off-hole conductors**, potentially massive sulphide bodies, not intersected by drilling
- **Down-dip, up-dip or along-strike extensions** of mineralised lodes
- **Potential stacked or parallel lenses** hidden from surface geophysics
- **Depth and orientation** of conductive bodies to improve drilling accuracy

DHEM is considered one of the most effective tools for vectoring toward massive sulphide accumulations, particularly in structurally complex or historically mined VMS systems such as Gulf Creek. DHEM can detect conductors at 50 to 100m from the drill hole.

A total of four EM surface loops were laid out over key target areas at Gulf Creek with six holes. This included 3 holes at Gulf Creek, and one hole each at the Big Bend, West Limb and Northwest Target areas.

Results confirmed conductors associated with known high-grade mineralization proximal to the historic workings as seen in the upper areas of Figure 1.

A strong off-hole conductor was detected beyond the end of hole GDD010 as indicated in the figure below. Hole GDD010 was drilled as a deep hole (EOH 328m) beneath the historic workings. Whilst the hole intersected only minor sulphide horizons it also did not intersect the known mine-stratigraphy including the main hanging-wall exhalite/jaspilite or the footwall basalt. The top part of the hole included silicified material, potentially **indicating a fault zone. This suggests that there is a potential fault off-set, that steps mineralisation to the SW from a fault currently inferred to strike, parallel with the Gulf Creek syncline and dipping to the SW.**

DHEM Results from the Northwest target indicate a possible conductor, though in consultation with Mitre Geophysics, it requires further geological consideration before testing.

DHEM at Big Bend and Western Limb did not yield appreciable off-hole conductors

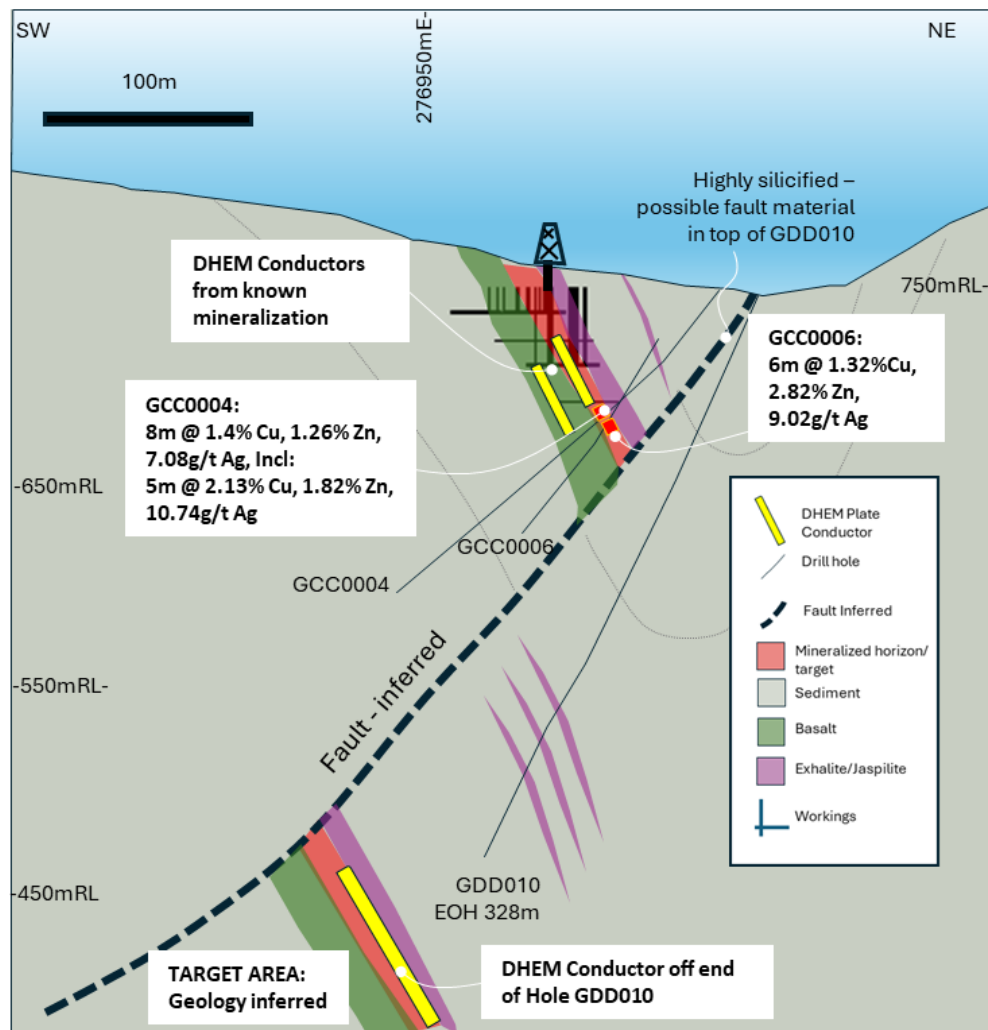


Figure 12: Cross-section SE-NW across Gulf Creek showing plate conductors

Corporate

Half Year Accounts The Company released its Half Year Accounts for the period ended 31 December 2025 (refer [6 March 2026](#)).

R&D Tax Incentive During the quarter, OD6 received an R&D Tax Offset refund of A\$216,400 in respect of eligible research and development activities for the 2024/25 financial year (refer [ASX 4 February 2026](#)).

Capital Raising In conjunction with the Quinn Fluorspar acquisition, OD6 completed a two-tranche placement raising A\$3.40 million at \$0.05 per share (refer [ASX 4 March 2026](#)):

- **Tranche 1:** A\$2.45 million completed 5 March 2026 under Listing Rules 7.1 and 7.1A
- **Tranche 2:** A\$870,000 subject to shareholder approval at EGM scheduled for 22 April 2026

In consideration for facilitation services provided by Sapphire Beginnings Pty Ltd in connection with the Option Agreement, the Company will issue to Sapphire Beginnings Pty Ltd (or its nominees): 500,000 shares subject to shareholder and, 10,000,000 options exercisable at \$0.10 each and with an expiration date of 30 April 2028; and 1,500,000 shares subject to the Company exercising the option acquire the Quinn Fluorspar Project.

In consideration for investor relations services to be provided to the Company by S3 Consortium Pty Ltd (Next Investors), the Company will, subject to shareholder approval, issue 8,250,000 Shares to Next Investors.

Subject to shareholder approval the Company also proposes to issue a total of 9.5 million options exercisable at \$0.10 each and with an expiration date of 30 April 2028 to its directors and consultants (or their respective nominees)

General Meeting OD6 Metals issued a Notice of General Meeting (AGM) of shareholders scheduled to be held on 22 April 2026.

Please refer to the following ASX Announcement:

- Notice of Meeting [22 April 2026](#)

Julie Bishop Partners Strategic Advisor The Company announced the appointment of The Hon Julie Bishop as Strategic Advisor through Julie Bishop & Partners (refer [ASX 18 March 2026](#)). Ms Bishop served as Australia's Minister for Foreign Affairs from 2013-2018 and brings extensive experience in international relations, policy development, and government engagement.

The appointment will support OD6's engagement with Australian and US government stakeholders on critical minerals policy and supply chain initiatives.

Presentations During the quarter, two investor briefings/presentations were released to the market:

- USA Fluorspar Acquisition (refer [ASX 5 March 2026](#))

Cash Holdings The Company had A\$3.48 million of cash on hand as at 31 March 2026

Securities on Issue

Fully Paid Ordinary Shares	Performance rights	Options
260,592,197 (as at 31 March 2026)	1,300,000	61,456,940 (as at 31 March 2026)

Options on issue comprise:

- 900,000 Performance Options exercisable at A\$0.30 on or before 09 October 2026
- 2,650,000 Incentive Options exercisable at A\$0.27 on or before 08 December 2026.
- 5,000,000 Broker Options exercisable at A\$0.114 on or before 9 May 2027.
- 4,500,000 New Chair Options exercisable at \$0.10 on or before 5 December 2027
- 8,726,171 Options exercisable at A\$0.065 on or before 7 May 2028
- 24,230,769 Options exercisable at A\$0.10 on or before 30 April 2028
- 11,500,000 Director and Advisor Options exercisable at A\$0.10 on or before 31 October 2028

During the quarter, 3,850,000 Incentive Options exercisable at A\$0.30 on or before 31 March 2026 and 1,500,000 Performance Options exercisable at A\$0.50 on or before 31 March 2026 expired.

During the quarter, 9,984,932 Options exercisable at A\$0.065 on or before 7 May 2028, were exercised.

At 31 December 2025 none of the performance milestones of the Performance Rights still on issue have been met, nor had any shares been issued on conversion of Performance Rights.

A summary of the performance milestones is outlined below:

CLASS	NUMBER	MILESTONE	EXPIRY DATE
C	1,000,000	The Company announcing to ASX a JORC Code Compliant inferred (or greater) Mineral Resource (as defined in the JORC Code) of not less than 1,000,000,000 tonnes (of which at least 400,000,000 tonnes must be an indicated Mineral Resource), grading a minimum of 1000 ppm total rare earth oxides (TREO).	08 December 2026
D	300,000	The rights vest on the Company announcing to ASX the results of a Scoping Study (as defined in the JORC Code) showing the potential to generate an internal rate of return (IRR) of more than 20% using consensus prices and Board approved assumptions.	08 December 2026

Borrowings

The Company has no borrowings.

Expenditure

Exploration Expenditure

Exploration and Evaluation expenditure during the quarter was A\$1,265k. Expenditure included site visits, assays, ANSTO metallurgical testing, drilling, mineralogy and geological investigation.

Related Party Transactions

During the quarter ended 31 March 2026 payments to related parties amounted to A\$119k, comprising of Managing Director Fees, Non-Executive Director fees and Superannuation.

Mineral Interests

Exploration Tenements

Schedule of Exploration Licenses (E or EL) held end of March 2026 Quarter.

PROJECT	TENEMENT NUMBER	HOLDER	STATUS	GRANTED	TENEMENT AREA	OWNERSHIP
Gulf Creek	EL 8492	GulfCreek Copper Pty Ltd	Granted	7 Jan 25	24 km ²	100%
Splinter Rock	E 69/3904	Odette Six Pty Ltd	Granted	15 Feb 22	184 km ²	100%
Splinter Rock	E 69/3907	Odette Six Pty Ltd	Granted	14 Feb 22	9 km ²	100%
Splinter Rock	E 69/3893	Odette Six Pty Ltd	Granted	20 Jan 22	368 km ²	100%
Splinter Rock	E 69/3894	Odette Six Pty Ltd	Granted	20 Jan 22	296 km ²	100%

ASX Announcements (including Subsequent Events)

This Quarterly Activities Report contains information extracted from ASX market announcements reported in accordance with the 2012 edition of the "Australasian Code for Reporting of Exploration Results, Mineral Resources and Ore Reserves" (2012 JORC Code). Further details (including 2012 JORC Code reporting tables where applicable) of exploration results referred to in this Quarterly Activities Report can be found in the following announcements lodged on the ASX:

- 15/04/2026 [Ultra-High-Grade Channel Sampling up to 75% CaF2 - Horseshoe](#)
- 09/04/2026 [Continuous High-Grade Fluorspar 12m @ 40.8% CaF2](#)
- 07/04/2026 [Exceptional Assay Results up to 53.2% CaF2 at Mammoth](#)
- 01/04/2026 [Change of Directors Interest Notices x 3](#)
- 01/04/2026 [Notification of Cessation of Securities – OD6](#)
- 01/04/2026 [Notification of Cessation of Securities – OD6](#)
- 01/04/2026 [Systematic Exploration to Commence at Quinn Fluorspar](#)
- 25/03/2026 [Advanced Satellite Analysis Reveals 8km Target Corridor](#)
- 23/03/2026 [Corporate Update, Funding & Project Progress](#)
- 20/03/2026 [Cleansing Notice](#)
- 20/03/2026 [Application for quotation of securities – OD6](#)
- 19/03/2026 [Notice of General Meeting / Proxy Form](#)
- 18/03/2026 [Appointment of the Hon Julie Bishop as Strategic Advisor](#)
- 16/03/2026 [OD6 Expands Quinn Fluorspar with New Claim Staking](#)
- 09/03/2026 [Cleansing Notice](#)
- 09/03/2026 [Application for quotation of securities – OD6](#)
- 09/03/2026 [Application for quotation of securities – OD6](#)
- 06/03/2026 [Half Year Accounts](#)
- 06/03/2026 [Investor Briefing Webinar](#)
- 05/03/2026 [USA Fluorspar Acquisition Presentation](#)
- 04/03/2026 [Proposed Issue of Securities – OD6](#)
- 04/03/2026 [Proposed Issue of Securities – OD6](#)
- 04/03/2026 [Proposed Issue of Securities – OD6](#)
- 04/03/2026 [OD6 to Acquire Ultra High Grade USA Fluorspar Projects](#)
- 02/03/2026 [Trading Halt](#)
- 04/02/2026 [Research and Development Tax Offset Funds Received](#)
- 29/01/2026 [Quarterly Activities Report / Appendix 5B Cash Flow](#)
- 23/01/2026 [Down Hole EM Identifies Conductors](#)
- 20/01/2026 [Advanced ANSTO Metallurgical Testwork Underway](#)
- 14/01/2026 [Cleansing Notice](#)
- 14/01/2026 [Application for quotation of Securities – OD6](#)
- 14/01/2026 [OD6 Supports Critical Minerals Strategic Reserve Framework](#)
- 06/01/2026 [Cleansing Notice](#)
- 06/01/2026 [Application for quotation of Securities – OD6](#)

These announcements are available for viewing on the Company's website <https://www.od6metals.com.au/>. OD6 confirms that it is not aware of any new information or data that materially affects the information included in any original ASX announcement.

About OD6 Metals

OD6 Metals is an Australian public company pursuing exploration and development opportunities within the critical minerals sector, namely rare earths, copper and fluorspar.

Rare Earth Elements

OD6 Metals has successfully identified clay hosted rare earths at its 100% owned **Splinter Rock Project** which is located in the Esperance-Goldfields region of Western Australia.

The Company released a Mineral Resource Estimate (MRE) for Splinter Rock in May 2024, confirming that the project hosts one of the largest and highest-grade clay-hosted rare earths deposits in Australia with an Indicated Resource of 119Mt @ 1,632ppm TREO and an Inferred Resource of 563Mt @ 1,275ppm TREO with an overall ratio of ~23% high-value Magnetic Rare Earths (MagREE).

An innovative Process Flow sheet has been selected utilising Heap Leaching, Nano-filtration and Ion Exchange Technologies that have achieved ~75% Nd & Pr overall recovery, produced a high-quality Mixed Rare Earth Carbonate or Hydroxide (MREC/H) of ~56-59% TREO, with low levels of impurities (Al, Fe, P, Si) and extremely low uranium and thorium content.

Fluorspar (Fluorite)

The Company secured an option to acquire the **Quinn Fluorspar Project in Nevada, USA**. Nevada is regarded as one of the world's premier mining jurisdictions and is currently ranked second in the 2025 Fraser Institute's Mining Attractiveness Index.

Historically a number of the Quinn Fluorspar deposits were mined in the 1950's for Fluorspar. In 1969, The United States Geological Survey (USGS) conducted a survey and confirmed fluorspar grading up to 72% CaF₂ in bulk samples.

The USA currently imports 100% of all Fluorspar consumed domestically with 68% of all global supply sourced from China (USGS 2024). Fluorspar is listed as a Critical Mineral by the USGS and is essential in the production of hydrofluoric acid, Al semi-conductor chip etching, advanced battery technologies and nuclear fuel processing with other applications in defence and aerospace technologies.

Copper

The Company is advancing the **Gulf Creek Copper-Zinc VMS Project** located near the town of Barraba in NSW.

Gulf Creek was mined at around the turn of the 20th century and was once regarded as the highest-grade copper mine (2% to 6.5% Cu) in NSW until its closure due to weak copper prices in 1912. Very little exploration has occurred at the project in over 100 years, with OD6 aiming to apply modern day exploration technologies.

The 2025 maiden drilling program successfully defined high grade copper below the historical mine plus confirmed the strong relationship between magnetism and massive sulphide mineralisation. Geophysical modelling has identified multiple, high priority and targets providing over >3km of strike in the immediate mine-stratigraphy, and over >10km across the tenement.

Corporate Directory

Managing Director

Non-Executive Chairman

Non-Executive Director

Financial Controller/ Joint Company Secretary

Joint Company Secretary

Technical Advisor to the Board

Mr Brett Hazelden

Mr Piers Lewis

Dr Mitch Loan

Mr Troy Cavanagh

Mr Joel Ives

Dr Darren Holden

Contact

OD6 Metals Ltd

ACN 654 839 602

www.od6metals.com.au

Mail to: info@od6metals.com.au

Phone: +61 8 6189 8515

Level 1, 1 Alvan Street, Subiaco, WA 6008

Investor Relations

Lucas Robinson

Corporate Storytime

lucas@corporatestorytime.com

Phone: +61 408 228 889

Aspirational Production Target Cautionary Statement

The Company cautions that the above aspirational statement of prospective production and the aspirational production target ranges adopted in the optioneering study (refer [ASX 11 September 2025](#)) are conceptual in nature and the target ranges were adopted solely to support comparative techno-economic assessment within the optioneering study. They are not production targets or forecast financial information derived from production targets for the purposes of the Corporations Act or ASX Listing Rules and there is a low level of geological confidence associated with any potential production parameters at this stage. Further exploration, engineering, and feasibility work are required before OD6 can determine the likelihood of establishing Ore Reserves and/or production targets or before making any final investment decision. There is no certainty that the conceptual ranges adopted within the optioneering study will be realised.

Forward Looking Statements

Certain information in this document refers to the intentions of OD6 Metals, however these are not intended to be forecasts, forward looking statements, or statements about the future matters for the purposes of the Corporations Act or any other applicable law. Statements regarding plans with respect to OD6 Metals projects are forward looking statements and can generally be identified by the use of words such as 'project', 'foresee', 'plan', 'expect', 'aim', 'intend', 'anticipate', 'believe', 'estimate', 'may', 'should', 'will' or similar expressions. There can be no assurance that the OD6 Metals plans for its projects will proceed as expected and there can be no assurance of future events which are subject to risk, uncertainties and other actions that may cause OD6 Metals actual results, performance, or achievements to differ from those referred to in this document. While the information contained in this document has been prepared in good faith, there can be given no assurance or guarantee that the occurrence of these events referred to in the document will occur as contemplated. Accordingly, to the maximum extent permitted by law, OD6 Metals and any of its affiliates and their directors, officers, employees, agents and advisors disclaim any liability whether direct or indirect, express or limited, contractual, tortious, statutory or otherwise, in respect of, the accuracy, reliability or completeness of the information in this document, or likelihood of fulfilment of any forward-looking statement or any event or results expressed or implied in any forward-looking statement; and do not make any representation or warranty, express or implied, as to the accuracy, reliability or completeness of the information in this document, or likelihood of fulfilment of any forward-looking statement or any event or results expressed or implied in any forward-looking statement; and disclaim all responsibility and liability for these forward-looking statements (including, without limitation, liability for negligence).

No new information

Except where explicitly stated, this announcement contains references to prior exploration results, all of which have been cross-referenced to previous market announcements made by the Company. The Company confirms that it is not aware of any new information or data that materially affects the information included in the relevant market announcements.

The information in this report relating to the Mineral Resource estimate for the Splinter Rock Project is extracted from the Company's ASX announcements dated 24 May 2024. OD6 confirms that it is not aware of any new information or data that materially affects the information included in the original announcement and that all material assumptions and technical parameters underpinning the Mineral Resource estimate continue to apply

This announcement has been authorised for release by the Board of OD6 Metals Limited

Appendix 5B

Mining exploration entity or oil and gas exploration entity quarterly cash flow report

Name of entity

OD6 Metals Limited

ABN

34 654 839 602

Quarter ended ("current quarter")

31 March 2026

Consolidated statement of cash flows		Current quarter \$A'000	Year to date (9 months) \$A'000
1.	Cash flows from operating activities		
1.1	Receipts from customers	-	-
1.2	Payments for		
	(a) exploration & evaluation	-	-
	(b) development	-	-
	(c) production	-	-
	(d) staff costs	(81)	(227)
	(e) administration and corporate costs	(430)	(973)
1.3	Dividends received (see note 3)	-	-
1.4	Interest received	19	36
1.5	Interest and other costs of finance paid	-	-
1.6	Income taxes paid	-	-
1.7	Government grants and tax incentives	215	261
1.8	Other (refund of tenement application fees)	-	-
1.9	Net cash from / (used in) operating activities	(277)	(903)
2.	Cash flows from investing activities		
2.1	Payments to acquire or for:		
	(a) entities	-	-
	(b) tenements	(75)	(94)
	(c) property, plant and equipment	-	-
	(d) exploration & evaluation	(1,190)	(2,131)
	(e) investments	-	-
	(f) other non-current assets	-	-

Mining exploration entity or oil and gas exploration entity quarterly cash flow report

Consolidated statement of cash flows		Current quarter \$A'000	Year to date (9 months) \$A'000
2.2	Proceeds from the disposal of:		
	(a) entities	-	-
	(b) tenements	-	-
	(c) property, plant and equipment	-	-
	(d) investments	-	-
	(e) other non-current assets	-	-
2.3	Cash flows from loans to other entities	-	-
2.4	Dividends received (see note 3)	-	-
2.5	Other (R&D Tax refund and Government grants)	-	-
2.6	Net cash from / (used in) investing activities	(1,265)	(2,225)

3.	Cash flows from financing activities		
3.1	Proceeds from issues of equity securities (excluding convertible debt securities)	2,450	4,950
3.2	Proceeds from issue of convertible debt securities	-	-
3.3	Proceeds from exercise of options	659	866
3.4	Transaction costs related to issues of equity securities or convertible debt securities	(131)	(296)
3.5	Proceeds from borrowings	-	-
3.6	Repayment of borrowings	-	-
3.7	Transaction costs related to loans and borrowings	-	-
3.8	Dividends paid	-	-
3.9	Other (provide details if material)		
3.10	Net cash from / (used in) financing activities	2,978	5,520

4.	Net increase / (decrease) in cash and cash equivalents for the period		
4.1	Cash and cash equivalents at beginning of period	2,045	1,089
4.2	Net cash from / (used in) operating activities (item 1.9 above)	(277)	(903)
4.3	Net cash from / (used in) investing activities (item 2.6 above)	(1,265)	(2,225)
4.4	Net cash from / (used in) financing activities (item 3.10 above)	2,978	5,520

For personal use only

Mining exploration entity or oil and gas exploration entity quarterly cash flow report

Consolidated statement of cash flows		Current quarter \$A'000	Year to date (9 months) \$A'000
4.5	Effect of movement in exchange rates on cash held	-	-
4.6	Cash and cash equivalents at end of period	3,481	3,481

5. Reconciliation of cash and cash equivalents at the end of the quarter (as shown in the consolidated statement of cash flows) to the related items in the accounts		Current quarter \$A'000	Previous quarter \$A'000
5.1	Bank balances	3,481	2,045
5.2	Call deposits	-	-
5.3	Bank overdrafts	-	-
5.4	Other (provide details)	-	-
5.5	Cash and cash equivalents at end of quarter (should equal item 4.6 above)	3,481	2,045

6. Payments to related parties of the entity and their associates		Current quarter \$A'000
6.1	Aggregate amount of payments to related parties and their associates included in item 1	84
6.2	Aggregate amount of payments to related parties and their associates included in item 2	35

Note: if any amounts are shown in items 6.1 or 6.2, your quarterly activity report must include a description of, and an explanation for, such payments.

Mining exploration entity or oil and gas exploration entity quarterly cash flow report

7. Financing facilities <i>Note: the term "facility" includes all forms of financing arrangements available to the entity. Add notes as necessary for an understanding of the sources of finance available to the entity.</i>	Total facility amount at quarter end \$A'000	Amount drawn at quarter end \$A'000
7.1 Loan facilities	-	-
7.2 Credit standby arrangements	-	-
7.3 Other (please specify)	-	-
7.4 Total financing facilities	-	-
7.5 Unused financing facilities available at quarter end		-
7.6 Include in the box below a description of each facility above, including the lender, interest rate, maturity date and whether it is secured or unsecured. If any additional financing facilities have been entered into or are proposed to be entered into after quarter end, include a note providing details of those facilities as well.		

8. Estimated cash available for future operating activities	\$A'000
8.1 Net cash from / (used in) operating activities (item 1.9)	(277)
8.2 (Payments for exploration & evaluation classified as investing activities) (item 2.1(d))	(1,190)
8.3 Total relevant outgoings (item 8.1 + item 8.2)	(1,467)
8.4 Cash and cash equivalents at quarter end (item 4.6)	3,481
8.5 Unused finance facilities available at quarter end (item 7.5)	-
8.6 Total available funding (item 8.4 + item 8.5)	3,481
8.7 Estimated quarters of funding available (item 8.6 divided by item 8.3)	2.4
<i>Note: if the entity has reported positive relevant outgoings (ie a net cash inflow) in item 8.3, answer item 8.7 as "N/A". Otherwise, a figure for the estimated quarters of funding available must be included in item 8.7.</i>	
8.8 If item 8.7 is less than 2 quarters, please provide answers to the following questions:	
8.8.1 Does the entity expect that it will continue to have the current level of net operating cash flows for the time being and, if not, why not?	
Answer: N/A	
8.8.2 Has the entity taken any steps, or does it propose to take any steps, to raise further cash to fund its operations and, if so, what are those steps and how likely does it believe that they will be successful?	
Answer: N/A	

Mining exploration entity or oil and gas exploration entity quarterly cash flow report

8.8.3 Does the entity expect to be able to continue its operations and to meet its business objectives and, if so, on what basis?

Answer: N/A

Note: where item 8.7 is less than 2 quarters, all of questions 8.8.1, 8.8.2 and 8.8.3 above must be answered.

Compliance statement

- 1 This statement has been prepared in accordance with accounting standards and policies which comply with Listing Rule 19.11A.
- 2 This statement gives a true and fair view of the matters disclosed.

Date: 21 April 2026

Authorised by: The Board of Directors
(Name of body or officer authorising release – see note 4)

Notes

1. This quarterly cash flow report and the accompanying activity report provide a basis for informing the market about the entity's activities for the past quarter, how they have been financed and the effect this has had on its cash position. An entity that wishes to disclose additional information over and above the minimum required under the Listing Rules is encouraged to do so.
2. If this quarterly cash flow report has been prepared in accordance with Australian Accounting Standards, the definitions in, and provisions of, *AASB 6: Exploration for and Evaluation of Mineral Resources* and *AASB 107: Statement of Cash Flows* apply to this report. If this quarterly cash flow report has been prepared in accordance with other accounting standards agreed by ASX pursuant to Listing Rule 19.11A, the corresponding equivalent standards apply to this report.
3. Dividends received may be classified either as cash flows from operating activities or cash flows from investing activities, depending on the accounting policy of the entity.
4. If this report has been authorised for release to the market by your board of directors, you can insert here: "By the board". If it has been authorised for release to the market by a committee of your board of directors, you can insert here: "By the [name of board committee – eg Audit and Risk Committee]". If it has been authorised for release to the market by a disclosure committee, you can insert here: "By the Disclosure Committee".
5. If this report has been authorised for release to the market by your board of directors and you wish to hold yourself out as complying with recommendation 4.2 of the ASX Corporate Governance Council's *Corporate Governance Principles and Recommendations*, the board should have received a declaration from its CEO and CFO that, in their opinion, the financial records of the entity have been properly maintained, that this report complies with the appropriate accounting standards and gives a true and fair view of the cash flows of the entity, and that their opinion has been formed on the basis of a sound system of risk management and internal control which is operating effectively.

For personal use only