

INVESTOR WEBINAR PRESENTATION

PERTH, AUSTRALIA; 22 April 2026: Hazer Group Ltd ("Hazer" or "the Company") (ASX: HZR) is holding its Investor Webinar commencing at 9:00am (AWST) / 11:00am (AEST) today.

The presentation materials can also be accessed via the "Announcements" page of the Company's website: www.hazergroup.com.au.

This announcement was authorised for release by the Board of the Company.

For further information or investor enquiries, please contact:

Corporate Enquiries

Hazer Group

Email: contact@hazergroup.com.au

Phone: +61 8 9329 3358

Media enquiries

NWR Communications – Simon Pitaro

Email: spitaro@nwrcommunications.com.au

Phone: +61 409 523 632

ABOUT HAZER GROUP LTD

Hazer Group is an Australian technology company, driving global decarbonisation efforts with the commercialisation of the Company's disruptive world-leading climate-tech. Hazer's advanced technology enables the production of clean and economically competitive hydrogen and high-quality graphite, using a natural gas (or biogas) feedstock and iron-ore as the process catalyst.

Hazer Group Limited - Social Media Policy

Hazer Group Limited is committed to communicating with the investment community through all available channels. Whilst ASX remains the prime channel for market-sensitive news, investors and other interested parties are encouraged to follow Hazer on X (Twitter) (@hazergroupltd), LinkedIn, Facebook, and YouTube. Subscribe to HAZER NEWS ALERTS - visit our website at www.hazergroup.com.au and subscribe to receive HAZER NEWS ALERTS, our email alert service. HAZER NEWS ALERTS is the fastest way to receive breaking news about @hazergroupltd.

Forward-looking Statements

This announcement may contain certain "forward-looking statements" which may not have been based solely on historical facts but are based on the Company's current expectations about future events and results.

Where the Company expresses or implies an expectation or belief as to future events or results, such expectation or belief is expressed in good faith and believed to have a reasonable basis. However, forward-looking statements are subject to risks, uncertainties, assumptions, and other factors, which could cause actual results to differ materially to futures results expressed, projected, or implied by such forward looking statements.

The Company does not undertake any obligation to release publicly any revisions to any "forward-looking statements" to reflect events or circumstances after the date of this announcement, or to reflect the occurrence of unanticipated events, except as may be required under the applicable securities laws.



hazergroup.com.au

ASX:HZR



HazerGroup™

Scalable Pathway to Energy Security & Industrial Decarbonisation

Q3 FY26 Investor Webinar

Wednesday 22 April 2026





Disclaimer

Important information This presentation has been prepared by Hazer Group Limited (“Hazer” or “the Company”)

Summary Information This document contains a summary of information about Hazer Group Limited and its activities that is current as at the date of this document unless otherwise stated. The information in this document is general in nature and does not contain all the information which a prospective investor may require in evaluating a possible investment in Hazer or that would be required in a prospectus or a product disclosure statement prepared in accordance with the Corporations Act 2001 or the securities laws of any other jurisdiction. The information in this document should be read in conjunction with the Company’s other periodic and continuous disclosure announcements lodged with the ASX.

No Liability The information contained in this document has been prepared in good faith by the Company however no guarantee, representation or warranty expressed or implied is or will be made by any person (including the Company and its affiliates and their directors, officers, employees, associates, advisers and agents) as to the accuracy, reliability, correctness, completeness or adequacy of any statements, estimates, options, conclusions or other information contained in this document. No person other than the Company is responsible for the preparation of this document. To the maximum extent permitted by law, the Company and its affiliates and their directors, officers, employees, associates, advisers and agents each expressly disclaims any and all liability, including, without limitation, any liability arising out of fault or negligence, for any loss arising from the use of or reliance on information contained in this document including representations or warranties or in relation to the accuracy or completeness of the information, statements, opinions, forecasts, reports or other matters, express or implied, contained in, arising out of or derived from, or for omissions from, this document including, without limitation, any financial information, any estimates, forecasts, or projections and any other financial information derived therefrom. Statements in this document are made only as of the date of this document unless otherwise stated and the information in this document remains subject to change without notice. No responsibility or liability is assumed by the Company or any of its affiliates (or their directors, officers, employees, associates, advisers and agents) for updating any information in this document or to inform any recipient of any new or more accurate information or any errors or mis descriptions of which the Company and any of its affiliates or advisers may become aware.

Financial data All amounts are in Australian Dollars (AUD) unless otherwise indicated. A number of figures, amounts, percentages, estimates, calculations of values and fractions in this presentation are subject to the effect of rounding. Accordingly, the actual calculation of these figures may differ from the figures set out in this presentation. Readers should be aware that a number of terms used in this presentation including ROI, NPV, net cash generation, operational cash expenditure, IRR and actual and budgeted commitments are categorised as non-IFRS information prepared in accordance with ASIC Regulatory Guidance 230 (Disclosing non-IFRS financial information), nor does it purport to be. This information has not been audited and is based on management estimates and not on financial statements prepared in accordance with applicable statutory requirements. Accordingly, readers should treat this information with appropriate caution. This information is for illustrative purposes only. This non-IFRS financial measures do not have a standardised meaning prescribed by Australian International Financial Reporting Standards (AIFRS) or the Australian Accounting Standards (AAS) and, therefore, may not be comparable to similarly titled measures presented by other companies, nor should they be construed as an alternative to other financial measures determined in accordance with AIFRS. Moreover, the disclosure of such non-IFRS financial measures in the manner included in this Presentation and the announcement to which it is attached may not be permissible in a registration statement under other securities acts. Although the Company believes that these non-IFRS / non-GAAP financial measures assist in providing additional meaningful information to readers in measuring the financial performance and condition of the Company’s business and underlying drivers, readers are cautioned not to place undue reliance on any non-IFRS / non-GAAP financial measures included in this Presentation and the announcement to which it is attached.

Forward Looking Statements Statements contained in this document or made during or in connection with this presentation, including but not limited to those regarding the possible or assumed future production, costs, projected timeframes, performance, dividends, returns, revenue, exchange rates, potential growth of Hazer, industry growth, commodity or price forecasts, or other projections and any estimated company earnings are or may contain or comprise forward looking statements. Forward looking statements can generally be identified by the use of words such as ‘project’, ‘foresee’, ‘plan’, ‘expect’, ‘aim’, ‘anticipate’, ‘believe’, ‘estimate’, ‘may’, ‘should’, or similar expressions. Forward looking statements including all statements in this presentation regarding the outcomes of preliminary and definitive feasibility studies, projections, guidance on future earnings and estimates are provided as a general guide only and should not be relied upon as an indication or guarantee of future performance. Although

the Company believes that the expectations reflected in such forward-looking statements are reasonable, these statements relate to future events and expectations and as such involve known and unknown risks and significant uncertainties, many of which are outside the control of the Company. Actual values, achievements, results, performance, actions and developments of the Company may differ materially from those projected, expressed or implied by the forward-looking statements in this document. Such forward looking statements speak only as of the date of this document. There can be no assurance that actual outcomes will not differ materially from these statements. To the maximum extent permitted by law, the Company and any of its affiliates and their directors, officers, employees, agents, associates and advisers disclaim any obligations or undertaking to release any updates or revisions to the information in this document to reflect any change in expectations or assumptions do not make any representation or warranty, express or implied, as to the accuracy, reliability or completeness of the information in this document, or likelihood of fulfilment of any forward looking statement or any event or results expressed or implied in any forward looking statement and disclaim all responsibility and liability for these forward looking statements (including without limitation, liability for negligence). Nothing in this document will under any circumstances create an implication that there has been no change in the affairs of the Company since the date of this document. Accordingly, you should not place undue reliance on any forward-looking statement.

Not Financial Product Advice This document does not constitute financial product advice or take into account your investment objectives, taxation situation, financial situation or needs. This document consists purely of factual information and does not involve or imply a recommendation of a statement of opinion in respect of whether to buy, sell or hold a financial product. An investment in the Company is considered to be speculative in nature and is subject to known and unknown risks, some of which are beyond the control of the Company. Before making any investment decision in connection with any acquisition of securities, investors should consult their own legal, tax and/or financial advisers in relation to the information in, and action taken on the basis of this document.

Acceptance By attending a presentation or briefing, or accepting, accessing or reviewing this document you acknowledge, accept and agree to the matters set out above.

Authorisation This document has been authorised for release by the Board of the Company.



Converting Natural Gas into Energy and Critical Minerals **Affordable. Scalable. Now.**

‘Hazer Group is decarbonising industry with its breakthrough climate technology; accelerating the delivery of affordable clean hydrogen and valuable graphite; at scale’



Positioned to win in a tight energy market

Local, Scalable, Low-Emission Solution for Energy and Critical Mineral Security



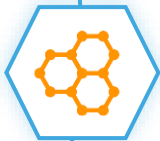
Low Cost



Scalable



De-risked



Graphite



Partnerships



A\$114M¹
Market Cap.



A\$15M²
Funding position



A\$130M
Capital invested



70+
IP patents

**Analyst
Coverage**

**Shaw and
Partners**
Financial Services

**EUROZ
HARTLEYS**


1. Market Capitalisation as at 20/04/26
2. Refer to notes on slide 7



Agenda

01	Q3 FY26 Highlights & Strategy Update
02	Hydrogen & Graphite Market Update
03	Commercial Scale-up & Go-To-Market Strategy
04	Hazer Graphite Monetisation
05	Corporate Update
06	Q&A

ersonal use only



01

Q3 FY26 Highlights & Strategy Update





Q3 FY26 Highlights: Foundations for commercialisation

Global partnerships building commercial momentum

Scale-up & market traction

KBR launches global marketing campaign; large-scale plant design package completed

Canada project advances

KBR engaged to fast-track Canada project with FortisBC

First graphite offtake signed

Offtake contract signed with GreenSteel WA for 85k tonnes at A\$400/t¹

Pipeline conversion

Several live opportunities in Australia and internationally progressing forward

Graphite monetisation

Hazer graphite qualified in asphalt and concrete; large markets, high confidence

A\$15.3m²

Funding position

Extended runway through major milestones



A\$0.5m

ARENA grant unlocked

Strong government support



15%

Lower cash burn

Quarter on quarter



1. Refer to announcement titled Hazer Signs Graphite Offtake LOI with Green Steel of WA released on the 19/03/26
2. \$15.3m (31 Mar 26) comprising \$12.9 million of cash, and \$2.4 million of further grant funding to be earned,

02

Hydrogen & Graphite Market Update



Disrupting a large, established, CO₂ intensive market

Current demand met with a carbon intensive process; steam methane reforming

Personal use only

- TAM ~100MPTA (US\$206 B); 4% (CAGR)¹
- Low-carbon hydrogen to dominate supply (80%) by 2060
- Growth led by low-carbon **ammonia, methanol & steel making**
- Hydrogen in **steelmaking** forecast to grow ~10x by 2050

- Update
- New markets **data centers and liquid fuels**
 - Next phase of hydrogen growth requires **scalable, cost-effective solutions**

Current industry emissions
920 MT CO₂

Global Hydrogen Demand Outlook (Mtpa)

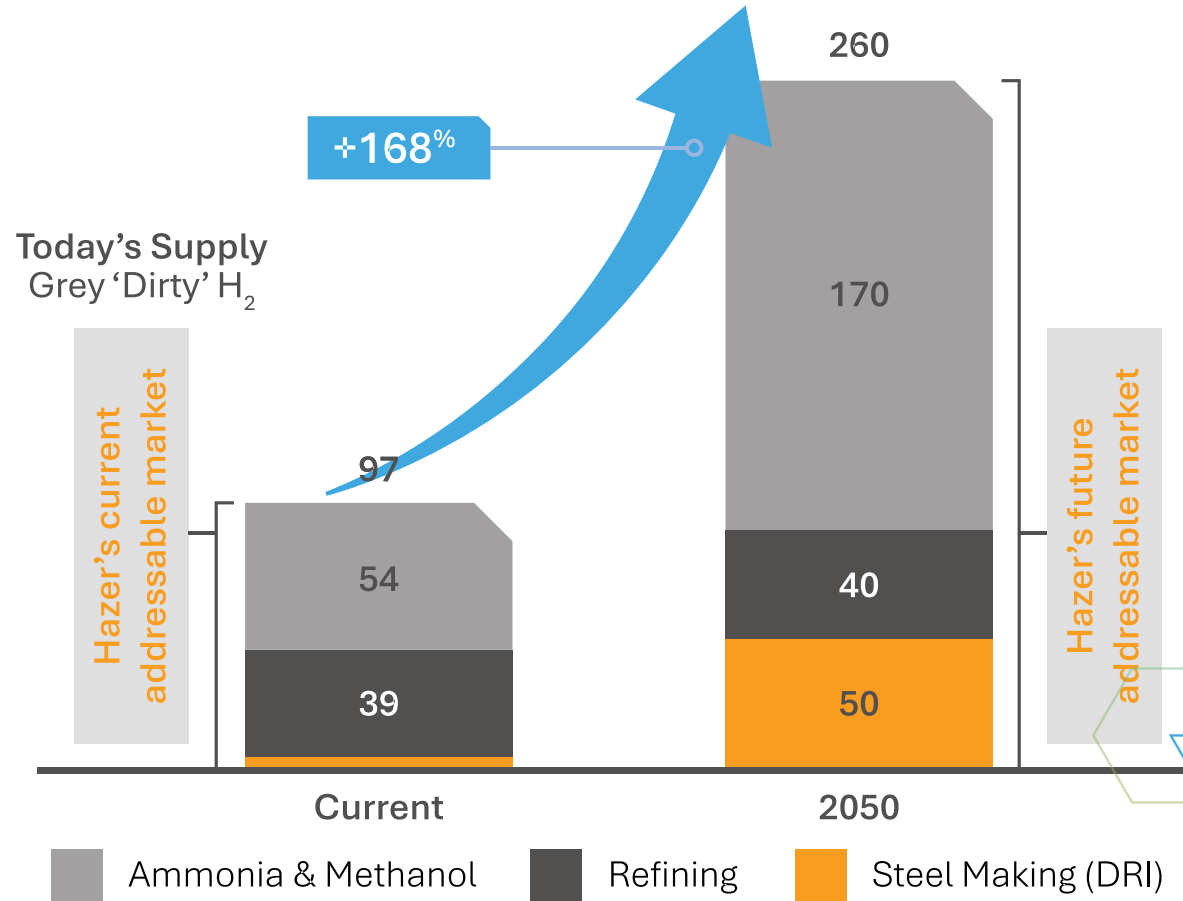


Chart sources:
 IEA - Global Hydrogen Review (2022 / 2024)
 DNV - Hydrogen Forecast to 2050 (2022)
 IRENA and Methanol Institute – Renewable Methanol (2021)

1. DNV – Energy Transition Outlook (2025)



Supply crunch amplifies Hazer’s graphite opportunity

Critical mineral security concerns intensifying as graphite supply tightens

Personal use only

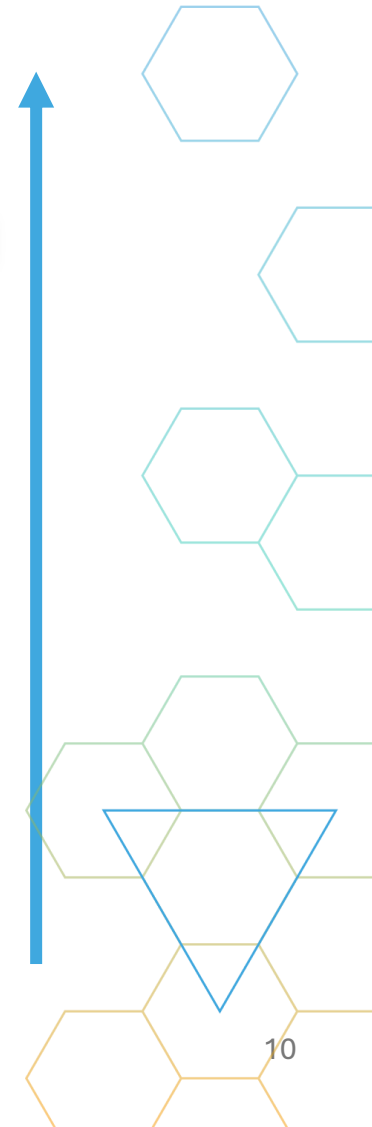
- **Tier-1 critical mineral** for the energy transition
- China dominates over 80% of graphite processing and supply for all grades and types
- US imposed 93.5% tariff on Chinese graphite²
- **China tightening export controls on graphite**; new bans on exporting processing technology & IP³
- **Hazer’s offers a local, high purity, low emissions alternative**



US set to impose additional tariffs on Chinese graphite supply placing upward pressure on pricing and volumes¹

Current Geopolitical Supply Risk		
Materials		Score
1	Vanadium	1.00
2	Galium	0.99
3	Graphite	0.96
4	Cobalt	0.92
5	Dysprosium (Heavy Rare Earth)	0.91
6	Neodymium (Light Rare Earth)	0.91
7	Praseodymium (Light Rare Earth)	0.91
8	Terbium (Heavy Rare Earth)	0.91
9	Yttrium	0.91
10	Silicon	0.86
11	Tellurium	0.84
12	Iridium	0.82
13	Lithium	0.80
14	Nickel	0.79
15	PGMs	0.79
16	Boron	0.75
17	Aluminium	0.72
18	Tin	0.72
19	Germanium	0.71
20	Indium	0.71
21	Chromium	0.70

UBS Critical Minerals Research Report (5th Nov 25)



Sources:

¹ Global Critical Minerals Outlook 2024, IEA and "Graphite Shortage Sparks Global Supply Fight." mining.com.au, March 31, 2025
² US Department of Commerce has imposed a preliminary 93.5% anti-dumping tariff on Chinese natural and synthetic graphite active anode material (AAM) imports. Decision, announced in July 2025
³ Reuters, October 10th 2025: China expands rare earths restrictions, targets defence and chips users

03

Commercial Scale-up & Go-to-Market Strategy



Hazer & KBR: Building from Alliance to licensing

Progressing scale up, licensing and marketing to enable near-term deployment opportunities



When We Signed (May 2025)

- Global KBR Alliance signed
- KBR exclusive partner - ammonia/methanol
- Six-year term & A\$3m contribution
- Joint marketing and licencing framework
- Targeting multiple license agreements in first 5 years



First Year Progress (2025)

- Integrated in KBR's Net Zero portfolio
- First revenue agreement secured
- Reactor & key equipment selected
- Global marketing and licencing active
- Multiple customer engagements progressing



What's Next (2026)

- Complete PDP early 2026
- Reactor scale to 30ktpa
- Advance licencing discussions
- Build a pipeline of FID-ready projects across key regions
- Progress additional paid studies and early commercial projects
- Expand into fuels, steel & other sectors
- Build royalty revenues



Design package complete unlocking global deployment

Hazer and KBR complete process design package enabling commercial deployment



- **Process Design Package (PDP) complete** for commercial scale Hazer plants
- **30ktpa standard design** for global deployment & licensing
- **Confirms economic viability** and industrial-scale capability
- **Accelerates customer progression** through feasibility and FEED studies
- Strengthens the capability and offering of the Hazer–KBR strategic alliance.

Jay Ibrahim

President of KBR Sustainable Technology Solutions said:
“... With a high degree of engineering maturity established, KBR is positioned to further customize this process to align with expected client requirements and deliver engineering excellence...”



KBR engaged to fast-track Canada Project

Progressing FortisBC project toward commercial-scale hydrogen production

- **KBR engaged to expedite engineering works** for British Columbia site location
- Advancing development engineering and project economics to assess economies of scale
- **Establishing commercial framework**
- Further updates as technical definition and commercial discussions are finalised

Positioned within North America's focus on energy security and domestic energy supply



Canadian Government, FortisBC, Hazer and other stakeholders visit the Hazer Pilot unit in BC, Canada



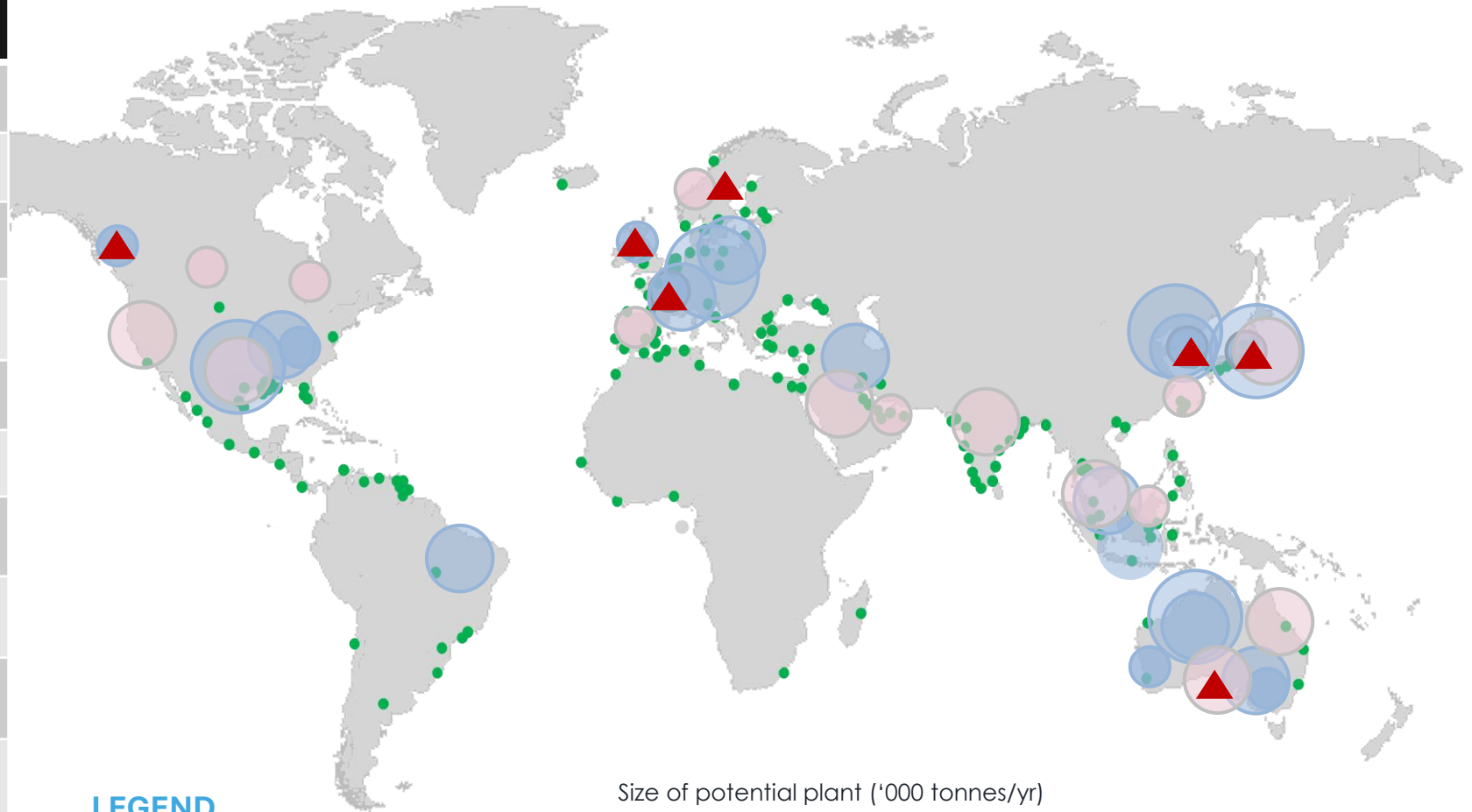
Sales pipeline spanning key regions & sector

Globally diversified pipeline across energy, industry & infrastructure; commercial engagements progressing

Personal use only

Selected High Potential Opportunities

Customer	Region	Application
Super Major	US	Industrial
Integrated Energy / NOC	Middle East	SAF
Super Major	US	Strategic
Energy Utility	Asia	Multiple
Steel	Asia	Green steel
Power Utility	SE Asia	Power
Multiple	Australia	Steel, chemicals
Energy Conglomerate	Asia	Industry
Energy storage	US	Graphite



LEGEND

- Existing ammonia terminal
- ▲ Announced Live Projects/Opportunities

Size of potential plant ('000 tonnes/yr)

- 80+
- 20-80
- <20
- Active Project Discussions
- Ongoing Engagement

ersonal use only

04

Hazer Graphite Monetisation





Graphite Monetisation Strategy

Validated pathways progressing to commercial scale

ersonal use only





First graphite offtake deal signed with GreenSteel WA

Non-binding MoU and graphite offtake with low-emissions steel developer in Australia

- **First commercial offtake** agreement for Hazer graphite
- Low-emissions carbon input for Electric Arc Furnace (EAF) steelmaking
- Up to 85,000t over 10 years (8,500t/annum)
- **Pricing linked to imported anthracite** (~A\$400/t)
- Validates Hazer's decarbonisation potential of steel making

GreenSteelWA is developing Australia's first low-emissions steel mill producing sustainable rebar from recycled scrap with operations targeted for 2028



ersonal use only

ersonal use only

05

Corporate Update

CERA Week Highlights: Hazer's strategic edge

Methane pyrolysis from science to strategically relevant

- **Energy security and critical minerals** front and centre
- **Data centres** to drive surge in energy demand; behind the meter energy solutions
- **Focus on low-cost, scalable, pragmatic clean technology solutions**
- Gas and LNG essential to underpin energy security; **gas linked H₂ demand**
- Growing momentum in **liquid fuels**
- Critical minerals emerging as new energy security challenge; China dominates

Hazer positioned as a local, secure and reliable source of energy and critical minerals



CERA Week
by S&P Global

The image shows a large, illuminated exhibition stand for 'CERA Week by S&P Global'. The stand is white with the text 'CERA Week' in large, white, 3D block letters and 'by S&P Global' in smaller, white, sans-serif font below it. The stand is set on a checkered floor. In the background, there are large digital screens displaying a world map and other data. The overall scene is a modern, high-tech exhibition space.



Commercial momentum building through 2026

We believe Hazer is now entering the strongest value-creation phase in its history.

Canada Delivery

Finalise scope and commercial structure to move the Canada project **toward execution.**

Win Whyalla

Bid success could re-rate Hazer and **unlock global clean steel opportunities.**

KBR Sales Traction

Convert KBR-led deal flow into **licensing opportunities.**

Strategic Deals

Secure partnerships and joint ventures to accelerate market entry.

Revenue Expansion

Delivering multiple projects will **significantly expand Hazer's revenue base.**

2026

ersonal use only

06

Q&A



ersonal use only



HazerGroup™

Hazer Group Ltd

ASX:HZR

Investor Relations Enquiries:

contact@hazergroup.com.au

Media Enquiries:

spitaro@nwrcommunications.com.au

hazergroup.com.au

