

ersonal use only




Image: DroneShield's command-and-control platform, DroneSentry-C2

AI Counter-Drone Solutions | Field-Proven, Deployed Globally

1Q26 4C Results - Investor Presentation

22 April 2026

Important Notices and Disclaimer



This presentation has been prepared by DroneShield Limited ACN 608 915 859 ("DroneShield" or "Company"). This presentation contains summary information about DroneShield and its associated entities, and their activities current as at the date of this presentation. The information contained in this presentation is for information purposes only and is provided as at the date of this presentation (unless otherwise stated). It should be read in conjunction with DroneShield's most recent financial report and other periodic and continuous disclosure announcements lodged with the Australian Securities Exchange ("ASX"), which are available at www.asx.com.au under the Company's ticker code (ASX:DRO). Unless stated otherwise all references are to a financial year ("FY") ended 31 December and all currency amounts are in Australian dollars. Due to rounding, numbers in this presentation may not add up precisely to the totals provided and percentages may not precisely reflect the absolute figures.

Not an offer

This presentation is for information purposes only and does not constitute or form any part of any offer or invitation to sell or issue, or any solicitation of any offer to purchase or subscribe for, any securities in the Company in any jurisdiction. This presentation and its contents must not be distributed, transmitted or viewed by any person in any jurisdiction where the distribution, transmission or viewing of this document would be unlawful under the securities or other laws of that or any other jurisdiction.

Not investment advice

This presentation is for information purposes and does not constitute investment or financial product advice (nor taxation, accounting, or legal advice), is not a recommendation to acquire or dispose of DroneShield's shares or other securities and is not intended to be used or relied upon as the basis for making an investment decision. In preparing and providing this presentation, the Company has not considered the investment objectives, financial position or needs of any particular recipients.

Future performance

This presentation may contain forward-looking statements. Forward-looking statements can generally be identified by the use of words such as, "expect", "anticipate", "likely", "intend", "should", "could", "may", "predict", "plan", "propose", "will", "believe", "forecast", "estimate", "target" and other similar expressions. Indications of, and guidance or outlook on, plans, strategies, management objectives, sales and financial performance are also forward-looking statements. Forward-looking statements involve inherent risks and uncertainties, both general and specific, many of which are outside the control of DroneShield. No representation is made or will be made that any forward-looking statements will be achieved or will prove to be correct. As such, undue reliance should not be placed on any forward-looking statement. Forward-looking statements are based on information available to DroneShield as at the date of this presentation. Circumstances may change and DroneShield assumes no obligation to update such statements.

Past performance

Past performance information (including past share price performance of DroneShield and historical financial information) included in this presentation is given for illustrative purposes only and is not a guarantee of, and is not necessarily a guide to, future performance. Information in this presentation includes Non-IFRS measures as we believe they provide useful information to assist in understanding the Company's financial performance. Such financial measures do not have a standardised meaning and should not be viewed in isolation or considered as substitutes for measures reported in accordance with IFRS. These measures have not been independently audited or reviewed.

Disclaimer

No representation or warranty, express or implied, is made as to the accuracy, reliability, completeness or fairness of the information, opinions and conclusions contained in this presentation. DroneShield does not represent or warrant that this presentation is complete, free from errors, omissions, or misrepresentations or that it contains all material information about DroneShield or which a prospective investor or purchaser may require in evaluating a possible investment in DroneShield or an acquisition or other dealing in shares. This presentation may contain information from third parties believed to be reliable, but no representations or warranties are made as to the accuracy or completeness of such information.

To the maximum extent permitted by law, DroneShield expressly disclaims any and all liability, including, without limitation, any liability arising out of fault or negligence, for any direct, indirect, consequential or contingent loss or damage arising from the use of information contained in this presentation including representations or warranties or in relation to the accuracy or completeness of the information, statements, opinions or matters, express or implied, contained in, arising out of or derived from, or for omissions from, this presentation including, without limitation, any financial information, any estimates or projections and any other financial information derived therefrom.

Statements made in this presentation are made only at the date of the presentation. DroneShield is under no obligation to update this presentation. The information in this presentation remains subject to change by DroneShield without notice to you.

Acceptance

By attending an investor presentation or briefing, or accepting, accessing, or reviewing this presentation, you acknowledge and agree to the terms set out in this 'Important Notices and Disclaimer'.

1Q2026 Summary



Continued growth across all leading metrics, with highest quarter for customer cash receipts, and second highest revenue quarter on record

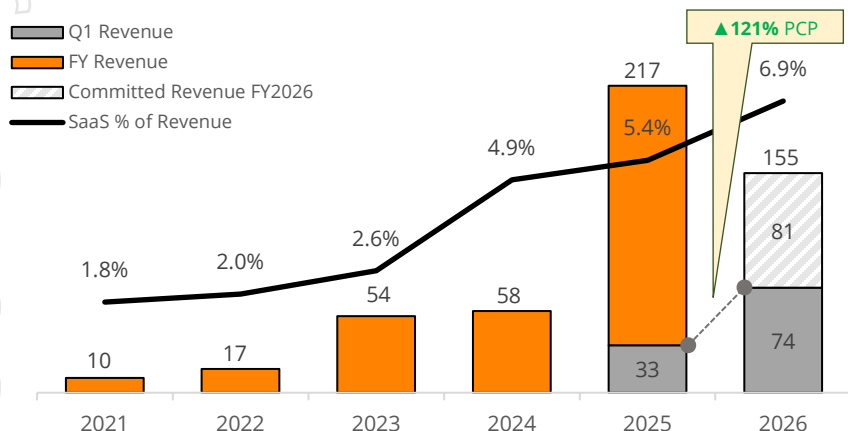
A\$	1Q2026	1Q2025	PCP Growth	2025	Comment
Revenue	74.1m	33.5m	▲ 121%	216.5m	<ul style="list-style-type: none"> 2nd highest revenue quarter to date (Highest: 3Q2025 at \$92.9m) Higher than from Trading Update on 8 April (\$62.6m) due to timing of deliveries in late March 2026 FY2026 Committed Revenues to date of \$154.8m (vs \$94.4m as at 1Q 2025) Steady flow of repeat and new end-user orders (below \$20m materiality reporting threshold) with \$59m increase in committed revenue since start of 2026
Customer Cash Receipts	77.4m	16.8m	▲ 360%	201.6m	<ul style="list-style-type: none"> Highest customer cash receipts quarter on record
SaaS Revenues	5.1m	1.7m	▲ 205%	11.6m	<ul style="list-style-type: none"> 6.9% of Revenue from SaaS, with continued benefit from increasing numbers of SaaS-enabled devices in field Compares to \$11.6m in SaaS revenue in FY2025 (5.4% of Revenue) Growth consistent with goal of 30% in recurring revenue by 2030 All new products carry one or multiple SaaS, with quarterly software updates to address changes in drone technology and the latest threats
Net Operating Cashflow	24.1m	(17.9m)	▲ 235%	23.3m	<ul style="list-style-type: none"> 4th consecutive quarter of positive net operating cash flow
Closing Cash Balance	222.8m	196.6m	▲ 13%	201.1m	<ul style="list-style-type: none"> Comprises cash, cash equivalents and short-term term deposits Up \$21.7m from 31 December 2025 No debt with funding available for significant ongoing investment into people and technology, and potential for strategic M&A

Encouraging Momentum in Q1 2026

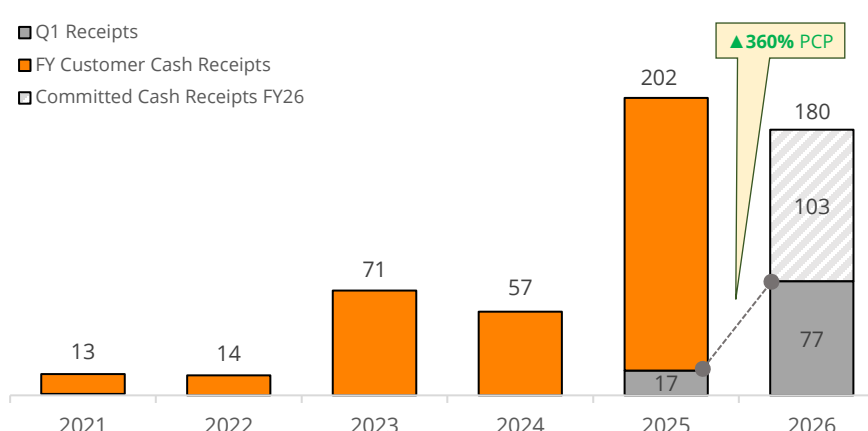


Off the back of a pivotal year in 2025, initial indicators for Q1 2026 show continued strong growth in 2026, with continued benefit from the operational leverage within the business

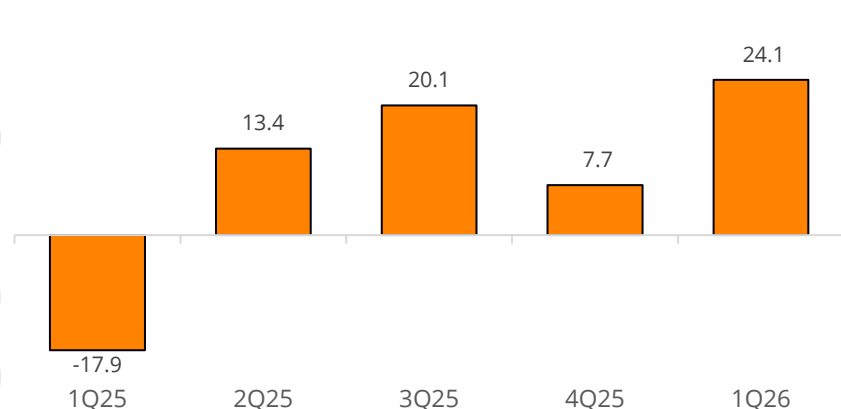
Revenue (A\$m) – 2nd Highest Quarter on Record



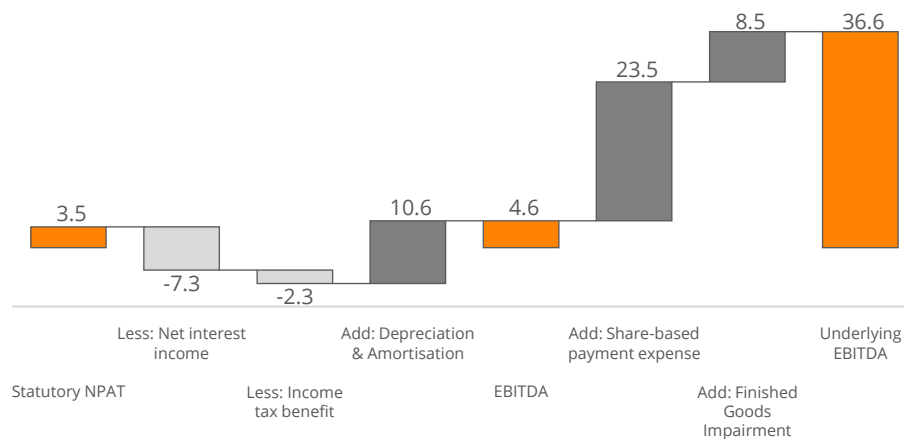
Customer Cash Receipts (A\$m) – Record Quarter



Quarterly Net Cash Flow from Operations (A\$m)



FY2025 Statutory NPAT to EBITDA to Underlying EBITDA (A\$m)



Notes: Total Committed SaaS revenue for FY2026 is currently 13% of FY2026 Committed Revenue. Q1 2026 numbers are unaudited and derived from initial management reports. FY2026 Committed Revenue as at 20 April 2026. FY2025 Underlying PBT is before Individually Significant Items of finished goods impairment (\$8.5m) and non-cash share-based payment expense (\$23.5m). FY2025 Audited Financial Statements with Statutory NPBT of \$1.3m. See Appendix for further details.

Company Highlights



Record quarter for Customer Cash Receipts, 2nd highest quarter for revenue and 4th consecutive quarter of positive operating cash flows, providing foundation for continued strength into FY2026

Robust financial performance



A\$74.1m

Q1 2026 Customer Revenue

- Up 121% on Q1 2025, up 43% on Q4 2025
- 2nd highest revenue quarter on record



A\$154.8m

FY2026 Committed Revenue

- Compares to \$216.5m revenue in FY2025
- A\$140m at 31-Mar-26 (A\$94.4m at 31-Mar-25)



A\$24.1m

Q1 2026 Net Operating Cash Flow

- 4th consecutive quarter in positive net operating cash flow. Record A\$77.4m in customer receipts

Executing on material pipeline



A\$2.2B

Potential Sales Pipeline

- Regular conversion to sales (<\$20m threshold)
- Encouraging near-term prospects for 2026 delivery



312

Deals in pipeline

- Significant project diversity
- Over 60 countries



15

Deals over A\$30m each

- Diversity in deal size and volumes
- 36 deals over \$10m, largest being A\$750m

Positioned to win and scale



501

Employees in 7 countries

- Well-resourced with on the ground team
- Distributors in major West-allied countries



A\$70m+

R&D spend annually

- Continuous investment in hardware and AI software to combat latest drone threats



A\$222.8m

Cash balance (31 Mar 26)

- Significant cash balance provides flexibility and supports ongoing investment

Sales Pipeline at \$2.2B across 312 projects



Unweighted qualified pipeline of opportunities across geographies, end-users and products, with line of sight for sales across 2026 to 2028



USA

\$268m / 126 projects

- 2025 Sales: \$30m (14% revenue)
- US subsidiary President appointed: Ray Fitzgerald
- 3-Apr: Trump FY27B US\$2.9B request for C-UAS (US\$1.6B enacted for FY26, and US\$1B in FY25A)
- JIATF401 streamlining C-UAS technology acquisition with US\$600m in funding already committed
- DHS Program Executive Office US\$1.5B C-UAS contract vehicle pending award
- FIFA World Cup (order received) & America 250 driving funds and urgency; Safer Skies Act in place



Europe & UK

\$1.1B / 77 projects

- 2025 Sales: \$98m (45% revenue)
- EUR800B Re-Arm Europe Plan / Defence Readiness Roadmap 2030
- Opened office in Amsterdam and European manufacturing capability
- UK: Working via BT; DroneSentry-X Mk2, working with Leonardo UK's FalconShield system



Asia (excl China)

\$501m / 28 projects

- 2025 Sales: \$46m (21% revenue)
- Several key Governments seeking to protect against the threat of small Chinese drones
- Demand continues to accelerate, especially fixed base DroneSentry protection



Australia

\$47m / 7 projects

- 2025 Sales: \$11m (5% revenue)
- \$1.3B L156 C-UAS spend, DRO selected on the LoE3 panel in January 2026 and already received work under LoE2
- Jan 2026: the Defence Amendment (Counter-UXS Measures) Regulations 2025

LATAM, MENA & Other

\$267m / 74 projects

- 2025 Sales: \$32m (15% revenue)
- On the ground sales staff in Mexico and UAE, supported by distributors

MOVEMENTS DISCUSSION

- Last reported \$2.3B with 295 projects (Feb-26)
- **Net project movement of -\$84m** from conversion into sales and change in scope
- **Currency movement of +\$30m** (majority of projects priced in USD and EUR)

Our Competitive Differentiators



Technical differentiators



Global pioneer at the forefront of counter-drone technology



Fully in-house development and manufacturing capabilities (except radar and camera)



350+ world-class engineers



\$70m+/year of R&D investment



Market leading, differentiated AI technology



Substantial and growing proprietary global AI drone signal database



Dedicated data engineering team



AI-powered SaaS solutions poised to be significant proportion of total revenue

Commercial differentiators



Trusted partner with global reputation



Global presence in 70+ countries



Strong relationships and history of R&D collaboration with blue chip end-users



Track record of repeat orders



Complete solutions deliverables



End-to-end offering across dismantled and fixed/OTM portfolio



Interoperable hardware and software solutions



Well-positioned to maximise wallet share

2030+ Vision with Measurable Strategic Priorities



Our vision is premised on next-generation products and technologies, global expansion and strategic partnerships, leveraging our scalable platform to execute on numerous and highly actionable deliverables

Market Penetration



- Significant presence across both Military and Commercial markets
- Multi-channel route to market via partnerships with Primes, core regional distributors and direct to end-users

Revenue Target



- Revenue of \$1B p.a. with significant recurring revenue >30%
- Strong diversification across end-users, geographies and product solutions, with hardware and software updates

Comprehensive Solutions



- Deploying “whole of lifecycle” C-UxS solutions and services as true partner to end-users
- Strategic technology-focused M&A based on alignment in vision and solution integration

Global Presence



- Scaled headquarters across Australia, the United States & Europe
- Regional sales and operations hubs across Asia, the Middle East and LATAM
- Regional manufacturing in core markets

DroneShield is core to a multi-layered C-UxS ecosystem



DroneShield solutions provide the foundations of a multi-layered approach in counter-drone solutions. With the ability to offer an increasing number of interoperable solutions, our C2 platform becomes the centre-piece for C-UxS end-users

Personal use only

DroneShield Solutions	Layer 1	RF Detect & Defeat	DroneShield Flagship Sensors & Effectors	
	Layer 2	DroneSentry-C2 / C2 Enterprise	DroneShield Software Ecosystem	
DroneShield + Partner Solutions	Layer 3	Core Extensions	Radars, Optical Sensors, Specific Accessories & Kits	
	Layer 4	Interoperable Partner Solutions (Novel Solutions)	Cyber Takeover, Acoustic, Seismic Passive Radar, Interceptor Drones, Cell/Sat & USV/UGV Technologies	
	Layer 5	Soft Kill & Non-Kinetic Effectors	Microwave, Laser	
Layer 6	Hard Kill & Kinetic Effectors	<i>Not offered: Remote Weapons Station</i>		

* Layers 3 to 6 comprise third party hardware, interoperable as DroneShield combines multi-sensor solution, with differentiated offering via AI-powered software layers

Unmatched End-to-End Counter-Drone Solutions Offering



DroneShield's core existing range will be further enhanced with a series of new hardware and software launches commencing Q3 2026

Dismounted

Detect



Defeat

On-The-Move & Fixed Site



RfPatrol

- Quarterly SaaS-based software updates to keep up with the threat
- Over 3,600 deployed globally

DroneGuns

- Upfront hardware purchase (future gen jammers to also have SaaS)
- Over 1,700 deployed globally
- DroneGun Mk4: Lightweight and compact

DroneSentry

- Over 200 deployed globally
- DroneSentry-X Mk2 as the foundation plus optional add-ons
- Long range automated situational awareness, monitoring and threat response of local airspace activity
- Real time alerts, analytics and reporting via DroneSentry-C2 software
- Upfront hardware purchase, plus recommended SaaS

SentryCiv

- Civilian
- SaaS only
- Cost effective
- Pricing cashflow positive from day 1

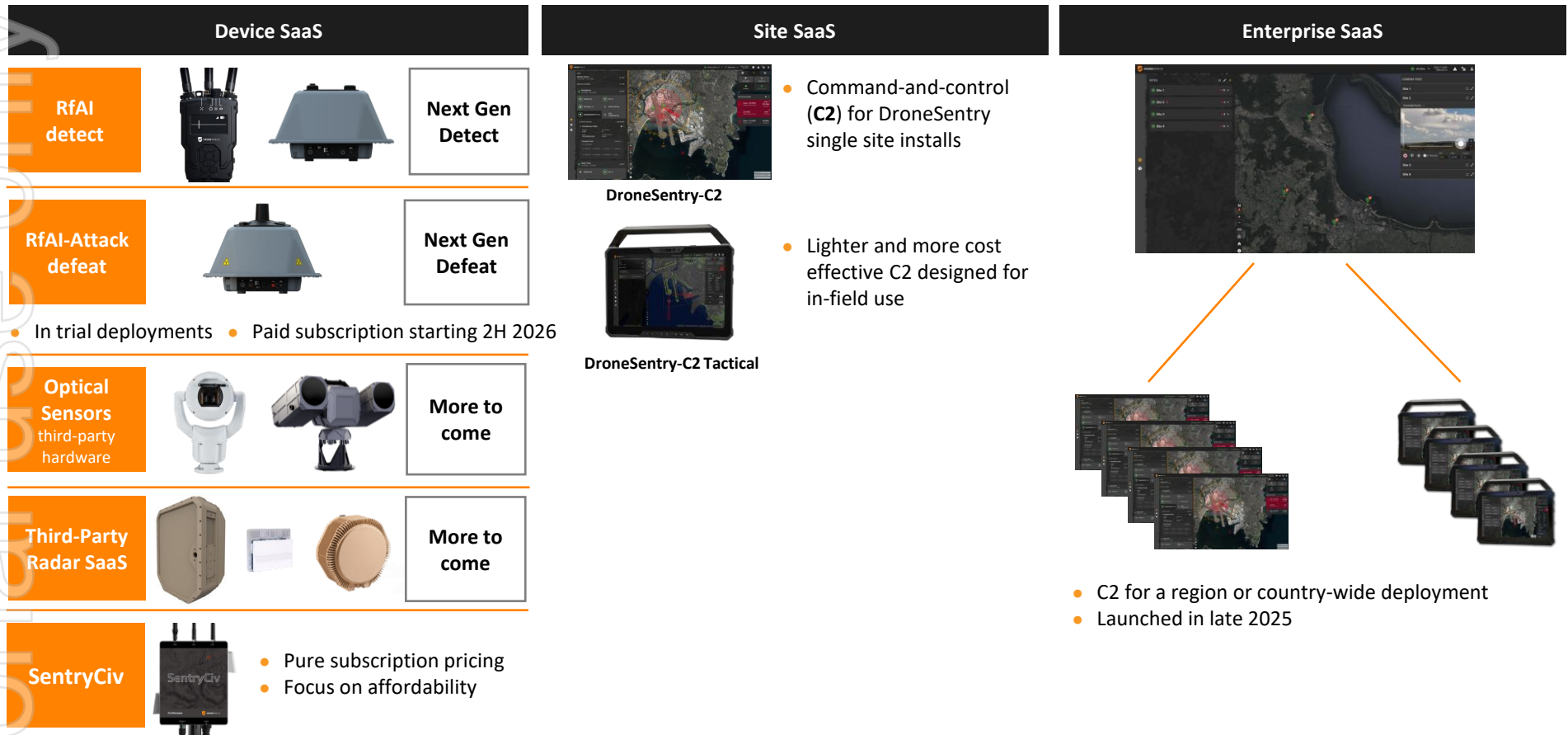
Commencing Q3 2026 and running through 2027 there will be a series of new hardware and software launches including full spectrum customisable sovereign solutions

AI AI-powered solutions % 2025 hardware revenue %

Proprietary AI-based SaaS and Software R&D Contracts



Quarterly proprietary SaaS, complemented by third-party SaaS on radar solutions



• Development pipeline of a series of post-sale SaaS products

• 2030 Target Goal: Leading hardware and solutions in field globally, with multiple SaaS resulting in 30%+ in recurring revenue

Seasoned Leadership with Deep Subject Matter Experience



Angus Bean
CEO and Managing Director



9 yrs with DRO

Carla Balanco
CFO & Joint Company Secretary



8 yrs with DRO

Louis Gamarra
Chief Commercial Officer




2 yrs with DRO

Michael Powell
Chief Operating Officer



<1 yr with DRO

Ray Fitzgerald
President, DroneShield LLC



<1 yr with DRO

Angus Harris
Chief Technology Officer



1 yr with DRO

Paul Cenoz
General Counsel & Joint Company Secretary



3 yrs with DRO

Sasha Biskup
Chief Information Security Officer



1 yr with DRO

Tom Branstetter
Vice President, Business Development and Sales



6 yrs with DRO

Lauren Ratcliffe
Head of People & Performance



<1 yr with DRO

Joshua Bolot
Director of Investor Relations & Strategy



<1 yr with DRO

Personal use only

Board Composition



A considered evolution of Board to support the next stage of the Company's growth

- From 1 May 2026, **Hamish McLennan will join the Board** as a Non-Executive Director and **Chairman-Elect** (from conclusion of AGM)
- After 10 years as Chairman, **Peter James has decided to retire** from the Board and will not seek re-election, with his tenure ending at the conclusion of the AGM
- **Angus Bean appointed CEO & Managing Director**, replacing Oleg Vornik (Advisor to CEO/MD until July 2026)
- **Active plans to expand the Board to bring additional and varied skills** and experience to support the Company in its growth journey



Peter James

Non-Executive Chairman
(until close of 2026 AGM)

Director & Chairman since 2016



Angus Bean

CEO & Managing Director
(from 8 April 2026)

Director since April 2026
Joined 2016 (Employee #6)



Hamish McLennan

Non-Executive Director
& Chairman-Elect (from 1 May 2026)

Background: Tech, Media & Marketing, growth companies, corporate governance

ASX Roles: REA Group (Chair), ARN Media (Chair), Light & Wonder



Simone Haslinger

Non-Executive Director (2024)

Background: Investment banking, equity capital markets, legal

ASX Roles: National Storage REIT



Jethro Marks

Non-Executive Director (2020)

Background: Retail, services, logistics and outsourcing

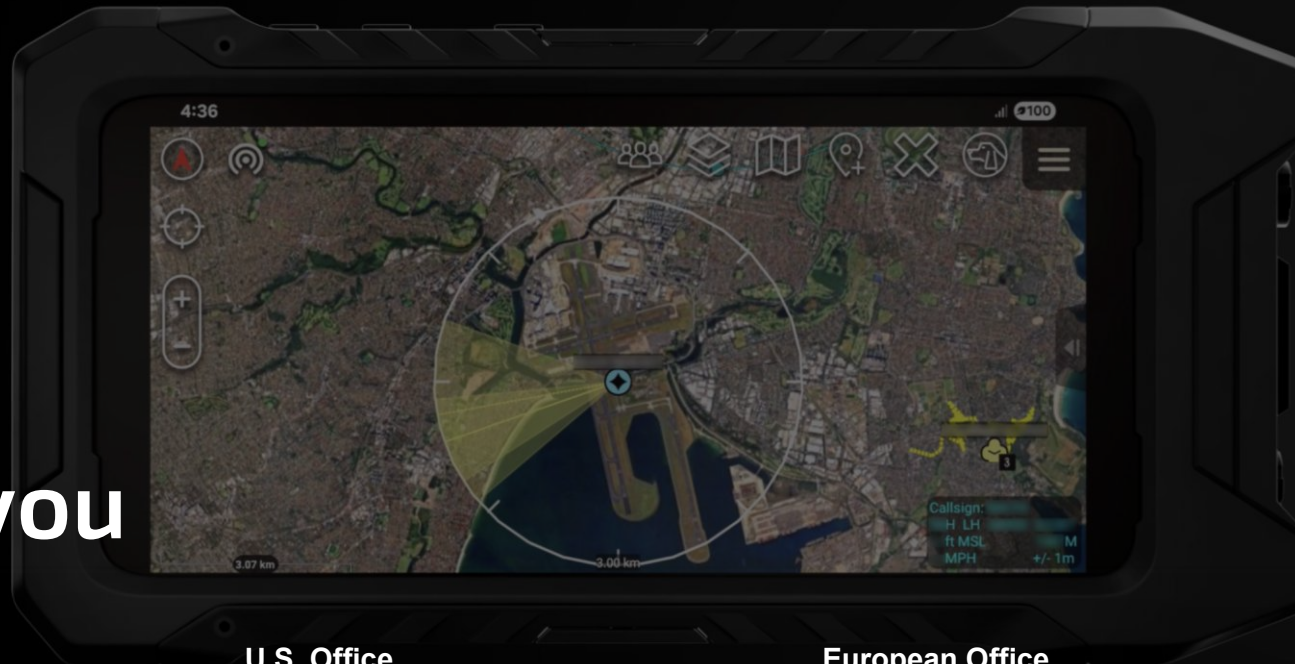


Richard Joffe

Non-Executive Director (2024)

Background: Technology, strategy and rapid scaling globally

ersonal use only



Thank you

Australia Office
Registered Headquarters
DroneShield Limited
Level 5, 126 Phillip St
Sydney NSW 2000

U.S. Office
DroneShield LLC
7140-B Farm Station Rd,
Warrenton, VA 20187
USA

European Office
DroneShield B.V.
Herengracht 420
1017BZ Amsterdam
Netherlands

ersonal use



A

APPENDICES

Other Information

Image: DroneShield's production warehouse facility in Sydney

Investment Thesis



DroneShield is the only pure-play counter-drone publicly listed company in the world, and part of a multi-layered approach which deals with the global threat of drones across military and civilian markets

“Australian firms are also a key part of European defences. Like DroneShield, which supplies anti-drone technology to European armed forces”

Ursula von der Leyen, President of the European Commission (Mar 25, 2026)

“[We need]... more AI in everything... more counter UAS.”

Peter Hegseth, U.S. Secretary of War (Sep 30, 2025)

“We need to strengthen our ... anti-drone capabilities ... a European network of anti-drone measures...”

Mette Frederiksen, Danish Prime Minister (Oct 3, 2025)

“The drone wall initiative is timely and necessary”

NATO Secretary General Mark Rutte (Sep 30, 2025)

- DroneShield is a **recognised specialist in leading counter-drone solutions** in a globally surging industry, across military and civilian sectors
- Counter-drone **market saturation is nascent with a Global Total Addressable Market in >US\$60B** :
 - **>US\$35B Military TAM:** Ukraine and Iran show drones and **counter-drone solutions are mainstream and core feature in conflicts**
 - **>US\$28B Commercial TAM:** Governments, law enforcement, public authorities, airports, infrastructure and public venue operators are acting on **regulatory and deployment catch-up to meet critical needs**. E.g. SAFER SKIES Act (US), Defence Amendment (Counter-UXS Measures) Regulations 2025 (Australia)
- Traditional defence primes are not well positioned - **need cost effective, AI-powered, rapidly evolving solutions**
- Wars, deteriorating geopolitical and security situations have **accelerated spending with a focus on sovereign capability and defence**, rather than relying on historic alliance-based collective protections

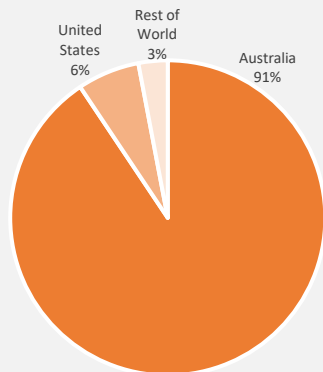
The Evolution of Global Company Based in Australia



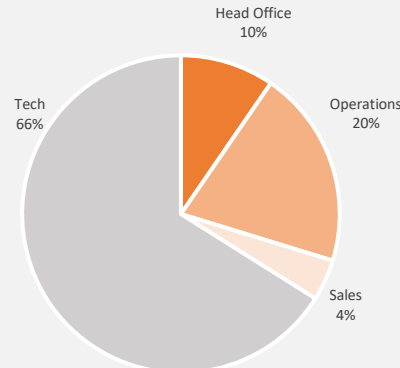
Since its formation in 2014, DroneShield has grown significantly and currently has over 500 employees across 7 countries with product representation in over 70 countries



Employees by location

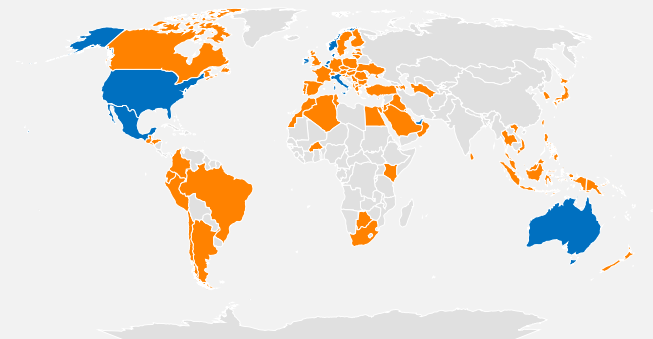


Employees by function



Head Office comprises Executive, Finance, Legal & HR. Engineering resides in both Tech and Operations

Global Presence



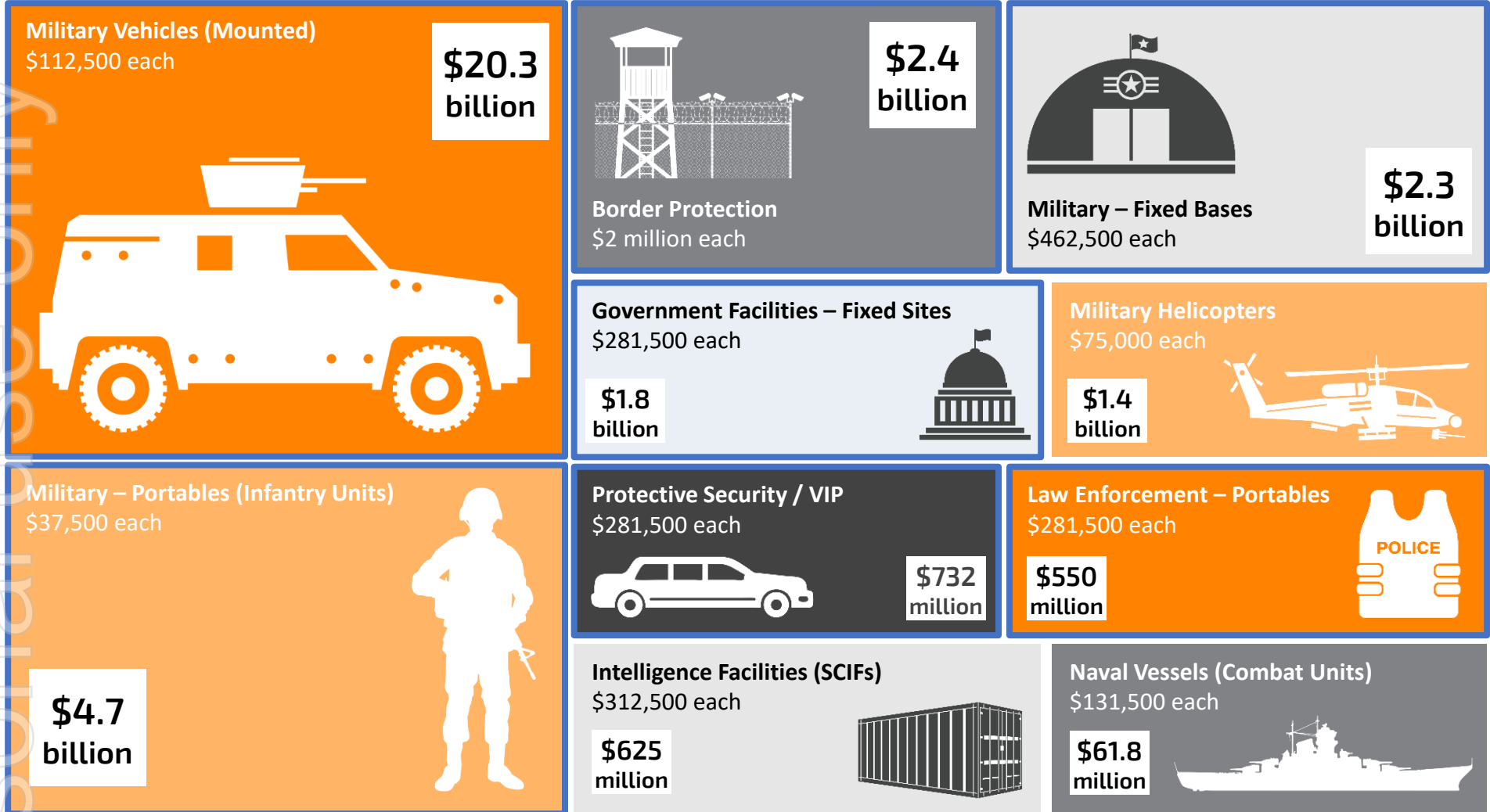
● Regions with DroneShield employees
● Additional countries with DroneShield representation

Personal use only

US\$35B+ Global Total Addressable Military Market



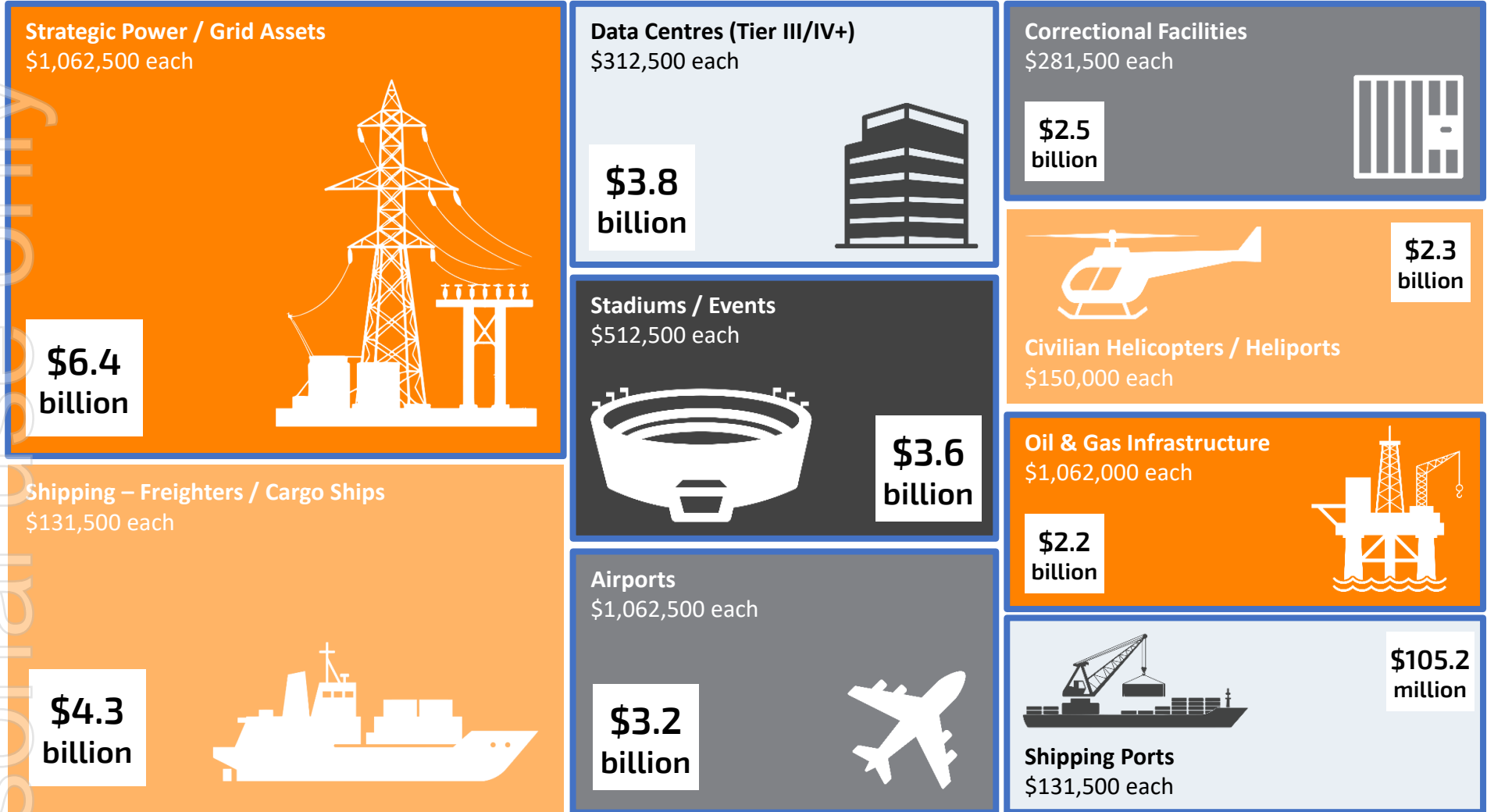
Segments where DroneShield has existing end-user solutions in field and/or active market positioning, with continued strengthening through upcoming product releases



US\$28B+ Global Total Addressable Commercial Market



Segments where DroneShield has existing end-user solutions in field and/or active market positioning, with continued strengthening through upcoming product releases



DroneShield's Competitive Positioning



DroneShield is the only publicly listed pure-play C-UxS company and a global market leader in each of its key C-UxS segments, underpinned by its commercial and technical differentiators.

- It has a **large proprietary IP portfolio and robust AI capabilities**, coupled with **battle-tested, superior performance**.
- **No competitor offers the breadth of DroneShield's counter-drone detect and defeat solutions across mobile, vehicle and fixed site settings**, with competitors within segments including*:
 - Handheld detection: MyDefence (Denmark) and DZYNE (USA)
 - Handheld defeat: MyDefence (Denmark), SteelRock (UK) and DZYNE (USA)
 - On-the-move detection and defeat: AeroVironment (USA)
 - Fixed site solutions and command-and-control systems: DEDrone (USA - part of Axon), Anduril (USA - a higher cost and strictly military solution)
- **Traditional defence and security primes are considered customers rather than competitors**, and DroneShield works with primes where appropriate to offer combined solutions.



Image: Counter-UAS vehicle, featuring DroneShield's DroneSentry-X Mk2

* According to field intelligence information received by DroneShield and end-user discussions. Excludes Russian and Chinese systems, which would not be considered by DroneShield's key Western end-users.

DroneShield's Manufacturing Capacity



Material expansion in production capacity by end of 2026 across Australia, Europe and the United States

- New 3,000sqm production facility in Sydney
 - Substantial upgrade from 400sqm at the previous facility
 - The manufacturing is to assemble items made by supply chain to DRO's specifications, so the **expansion capex is not significant**
- Addition of 2,500sqm to the R&D area at the company's headquarters, for engineering and lab space, **resulting in a 5,530sqm total R&D area**
- European and US outsourced manufacturing initiatives underway against the **backdrop of record global demand and ability to offer in-region capabilities and capacity**
 - European contract manufacturing online from March 2026
 - U.S. assembly to come online in H2 2026
- Manufacturing capacity will be **more than sufficient to meet over \$1 billion in annual targeted revenue** in 2030+







Images: DroneShield Sydney production facility and warehouse.

Detection Technologies



DroneShield uses multi-sensor drone detection for optimal results, unaffected by time of day or weather. It offers its own manufactured sensors, as well as being interoperable with third party solutions






	Radio Frequency	Radar*	Cameras*	Acoustic*
Imagery				
Overview	<ul style="list-style-type: none"> Foundational layer Detects drone comms protocols (via conventional RF dataset or an AI engine) 	<ul style="list-style-type: none"> Motion tracker - emits signals which are then reflected back to the radar by targets 	<ul style="list-style-type: none"> Electro-Optical (EO), Infrared (IR) and Thermal Video analytics and image capture identification of drone activity 	<ul style="list-style-type: none"> Compares noise of drone blades or motor to a database of acoustic signatures
Advantages	<ul style="list-style-type: none"> No interference with other sensors Tracks multiple targets Passive – cannot be “seen” Low false alarm rate Direction-finding capability Long ranges Cost effective 	<ul style="list-style-type: none"> Picks up drones without RF emissions Tracks multiple targets 	<ul style="list-style-type: none"> Best used for verification, classification and tracking of a target detected by other sensors Potential identification of payloads Provides “eye on target” 	<ul style="list-style-type: none"> Passive, cost effective Supporting sensor, filling gaps from other sensors
Disadvantages	<ul style="list-style-type: none"> Doesn’t pick up RF-silent drones Requires firmware updates 	<ul style="list-style-type: none"> False alarms (birds etc) Is “seen” as emits energy (passive radars are early stage) Longer range detection is expensive Struggles with hovering drones 	<ul style="list-style-type: none"> Not well suited for detection on its own due to field-of-view vs distance trade-off Short ranges 	<ul style="list-style-type: none"> Short range False alarms Cannot accurately locate or track Requires signature database updates

* Third party hardware, interoperable as DroneShield combines multi-sensor solution, with differentiated offering via AI-powered software layers

Defeat Technologies



DroneShield uses smart jamming which has advantages over other technologies, as well as being interoperable third-party technologies as part of its DroneSentry-C2 command-and-control software

	Safe – “soft kill” <i>No intentional damage to the drone</i>		Kinetic – “hard kill” <i>Physical force used with potential for destructive damage</i>		
	Smart Jamming	Protocol Manipulation	Interceptor Drones	Projectile Fire Kinetic Systems	Directed Energy (Laser or HP Microwave)
Imagery					
Overview	<ul style="list-style-type: none"> Radio waves force a drone to fly back, hover, or land 	<ul style="list-style-type: none"> Hijacks the control of a drone 	<ul style="list-style-type: none"> “Kamikaze” or “catching” drones 	<ul style="list-style-type: none"> Remote weapons systems shoot down drones 	<ul style="list-style-type: none"> “Dazzle” or destroy a drone
Advantages	<ul style="list-style-type: none"> Universal effectiveness, incl “autonomous drones” flying via GNSS 360-degree defeat coverage Effective against swarms 	<ul style="list-style-type: none"> Allows for the re-routing and re-direction of malicious drone flight paths Applications in both civil and military environments 	<ul style="list-style-type: none"> “Catching” the drone is available to a wider range of end-users 	<ul style="list-style-type: none"> Sometimes effective against RF/GNSS silent drones Established technology for military operations 	<ul style="list-style-type: none"> Effective against RF/GNSS silent drones Systems can be mounted on naval vessels for complex defence systems
Military and civilian markets	✓	✓	✓	✗	✗
Instantly engages swarms	✓	✗	✗	✗	✗
Max range	10km+	5km	Several km	Several km	Several km
Upfront Cost	\$\$	\$\$	\$	\$\$\$	\$\$\$\$\$
Operating Cost	\$	\$	\$\$\$\$	\$\$	\$\$

Note: According to field intelligence information received by DroneShield and end-user discussions.

Will our technology continue to work against all drones?



A large and agile team, combining counter-drone technology, expertise, relationships and reputation

RF to remain core drone technology

- DroneShield believes that radio frequency will remain the core sensor and effector mechanism as the drones evolve*
- Non-RF drones are catered for by ability to be interoperable with other technologies, as the solutions will differ across scenarios

Sensor maker, and also interoperable with third-party solutions

- Where the end-user has “detect all drones no matter what they could be” requirements and a sufficient budget, the company can add third party sensors and effectors into a single system package (do not wish to buy “lots of boxes” and therefore rely on DroneShield for a solution)
- Over time, DroneShield may add some of these alternative detection and defeat technologies into its own portfolio
 - For example, can consider adding sonar when underwater drone threats start to proliferate

Ongoing counter-drone innovation is key

- Several next generation hardware/software products due for 2026 release and beyond
- DRO’s edge driven by a multiple differentiators:
 - Technical: arguably largest and highly agile counter-drone engineering team globally, extensive and growing counter-drone AI datasets
 - Commercial: close trusted collaborations with end-users, brand name, certifications

Drone tech innovation is a positive

- There is a substantial investment by drone manufacturers (especially Chinese) to make jamming-resistant drones
- This is both a threat, and an opportunity to maintain high product gross margins through innovation, and stops the C-UxS industry from becoming commoditised

Will our technology continue to work against all drones? (continued)



Understanding market trends, and the “ground truths” about them, remains key

What about fibre-optic drones?	<ul style="list-style-type: none">• Use of multi-sensor systems such as DroneShield’s DroneSentry, including with multiple detection modalities (radar, acoustic, camera etc) and defeat (lasers, high-powered microwaves) are considered best approach for such drones• Drones controlled by fibre-optic cables have limitations of use*, including entanglement of the lines to each other and buildings/trees, the drone being tangled onto itself (especially in adverse weather conditions), snapping the cable when flying quickly, as well as the weight of the cables
What about autonomous drones?	<ul style="list-style-type: none">• The nature of drone missions (precision reconnaissance and strike capability) requires “human in the loop” (and the need for a pilot to control the drone), reinforced by the current trend of First Person View (FPV) drones, which DroneShield can detect, track and defeat• When doing surveillance, the need for timely information is critical - autonomous drones generally need to return to their pilots and have the video downloaded - this means the information is 1-2 hours old. In most cases this is too long
What about GPS-guided drones?	<ul style="list-style-type: none">• Drones using way-point navigation (“GPS-guided drones”), do not appear to provide sufficiently accurate and precise satellite navigation in warzones such as Ukraine, where GNSS jamming and spoofing are common across wide areas• For outside of warzones, GNSS suppression capability is able to disrupt way-point navigation of the drones (where lawful for the end-user to deploy)
Can’t I just shoot down a drone with a gun?	<ul style="list-style-type: none">• It’s difficult to target very fast-moving small objects with bullets, especially for a multi-direction swarm attack• Drones often fly very high and then dive down, making it even more difficult• Remote Weapon Stations have a narrower market applicability, generally to warzones, and subject to technical, export control and collateral damage limitations*

U.S. Law Enforcement C-UAS Market Assessment



“Safer Skies” provides state and local law enforcement with the legal pathway to counter drones, offering the potential to be a major driver of products such as RfPatrol, DroneGun and DroneSentry-X based on their design and pricing

What is the Act?

- The U.S. Safer Skies Act (incorporated into the Fiscal Year 2026 National Defense Authorization Act (FY26 NDAA), signed into law on Dec 18, 2025) is a significant expansion of C-UAS authority to State, Local, Tribal, and Territorial (SLTT) law enforcement and correctional agencies in the United States
- This legislation provides a pathway for SLTT entities to detect, track, and mitigate credible drone threats to people, facilities, critical infrastructure, large public events, and correctional facilities

What is the opportunity for DroneShield?

- **Agencies:** Approximately 17,500-18,000 SLTT agencies
- **Sworn Officers:** ~600,000-788,000 full-time equivalents (conservative midpoint used: ~700,000-750,000 SLTT sworn officers, based on trends from Bureau of Justice Statistics and FBI Universal Crime Reporting (UCR) data - excludes federal)
- **Vehicles:** Conservative estimate ~500,000-700,000 SLTT law enforcement vehicles (based on ~0.6-0.7 vehicles per sworn officer, accounting for shared/specialised fleets. Market reports cite fleets exceeding 700,000 in some analyses)
- **Deployment Focus:** Larger agencies (7% with >100 officers) control ~64% of personnel and are primary adopters for specialist C-UAS tools (e.g., SWAT, task forces, border/prison units)
- **Total Estimated SLTT TAM:** ~\$2.5–\$3.2 billion+ across core products (portables/handhelds ~\$870M–\$930M+ alone)

Next steps

- Mandatory FBI-managed training and certification will be through the National Counter-UAS Training Center (NCUTC) at Redstone Arsenal, Huntsville, Alabama. The centre opened with its first graduating class in November 2025
- Current course capacity is limited to 15-20 personnel per course due to resourcing constraints in this early post-legislation phase but capacity is expected to increase as the program scales to meet demand, particularly ahead of high-profile events like the 2026 FIFA World Cup (June-July 2026)
- Grants such as the Federal Emergency Management Agency (FEMA) \$500M C-UAS program over FY26–FY27 will assist

The Shahed Threat



The Threat

- Shahed-type drones have **fundamentally shifted modern warfare**
- **10+ variants** spanning propeller, electric and jet propulsion
- **Guidance systems are rapidly evolving** with AI-enabled targeting, Starlink-enabled control, BeiDou navigation and anti-jamming
- With **ranges ~2,500kms**, can be fired from trucks to ships in international waters

Data Points

- **190x cost asymmetry** (\$3.8M Patriot missile vs \$20k Shahed)
- **2,000+ Shaheds fired at the UAE alone** since the start of Operation “Epic Fury”
- **~93-96% intercept rates**, but with high-end missile systems e.g. Patriots
- 54,000+ Shaheds deployed in Ukraine since start of the war



Shahed-136

Why This Matters

- Traditional systems don't scale economically
- **Challenge is now cost and volume**, not just capability
- Shifting to **layered, lower-cost detect and defeat** solutions



Truck launcher

Where DroneShield Fits

- DroneShield **offers cost-effective RF, radar and EO/IR system** which form an effective detection solution for Shahed drones
- C2 coordinates these detection systems with a **range of third-party solutions**
- **Additional capabilities being added**, capitalising on being **one-stop solution provider** for most cost-effective requirements

Interoperability with “Hard-Kill” Systems

- C2 works with a range of third-party solutions including **Interceptor Drones, Kinetic Systems and Directed Energy (e.g. Laser, HP Microwave) systems**
- Growing pipeline of **interoperable sensors and effectors**
- Continuation of an intentional **strategy of delivering a comprehensive, layered C-UAS ecosystem** across a wide range of threat scenarios



DroneSentry Solutions



C2



Interceptor *



HP Microwave *

* Third-party interoperable solutions

Reconciliation of Statutory to Underlying metrics



DroneShield has no debt (\$221m cash) and a low capex base, resulting in high conversion of Underlying EBITDA to Underlying PBT

A\$000	FY2025	FY2024
Statutory profit/(loss) after income tax	3,521	(1,320)
Less: Income tax benefit	(2,270)	(5,466)
Add: Interest expense	633	459
Less: Interest income	(7,966)	(5,913)
Add: Depreciation	8,307	3,349
Add: Amortisation	2,272	268
EBITDA	4,497	(8,623)
Add: Share-based payment expense	23,511	4,647
Add: Finished goods inventory impairment	8,500	-
Underlying EBITDA	36,508	(3,976)

Statutory profit/(loss) after income tax	3,521	(1,320)
Less: Income tax benefit	(2,270)	(5,466)
Statutory profit/(loss) before income tax ('PBT')	1,251	(6,786)
Add: Share-based payment expense	23,511	4,647
Add: Finished goods inventory impairment	8,500	-
Underlying PBT	33,262	(2,139)

Individually Significant Items

- *Share-based payment expense*: Non-cash item. Unusually high in FY2025 as several tranches of performance options vested in a short amount of time, due to the rapid business growth. Future performance options have staggered targets, each with a two-stage vesting schedule (50% at milestone and 50% 12 months later). Profile is expected to be more gradual in future periods.
- *Finished goods inventory impairment*: Earlier model DroneGuns with end-user demand moving to latest version of DroneGun Mk4 (launched April 2023) and rapid sales uptake of these during 2024 and 2025.

Glossary of Terms



Key acronyms used in drone and counter-drone ecosystem

BVLOS	Beyond Visual Line of Sight
C2	Command and Control (software and interface)
C-UAS	Counter Unmanned Aerial Systems
C-UxS	Counter Unmanned Systems
DECO	Defence Export Control Office (Australia)
EW	Electronic Warfare
FPV	First Person View
GNSS	Global Navigation Satellite Systems

ITAR	International Traffic in Arms Regulations (US)
RF	Radio Frequency
RFAI	Radio Frequency Artificial Intelligence
SaaS	Software as a Service
UAS	Unmanned Aerial Systems
UGVs	Unmanned Ground Vehicles
USVs	Unmanned Surface Vehicles
VLOS	Visual Line of Sight