

Qualitas Real Estate Income Fund

QUALITAS

ASX:QRI | Performance Update – March 2026

7.25%

Current month distribution
(% p.a.) on NAV

\$0.009846 /unit

Current month
distribution (\$)

\$969m/\$1010m

Market cap /
Trust NAV

\$1.535/\$1.6003

Unit price /
Unit NAV¹

NET RETURN BY PERIOD

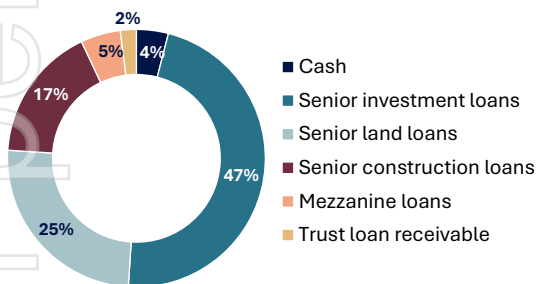
%	1 month	3 months	6 months	1 year	3 years	Incep ³
Net return²	0.61	1.76	3.50	7.09	8.03	7.14
Target return at 5.0%	0.75	2.20	4.35	8.77	9.08	7.19
Target return at 6.5%	0.87	2.57	5.10	10.27	10.58	8.69
RBA cash rate	0.33	0.95	1.85	3.77	4.08	2.19
Distribution	0.62	1.75	3.50	7.09	8.00	7.11
Spread to RBA	0.29	0.80	1.65	3.32	3.92	4.92

Past performance is not a reliable indicator of future performance. Target return: RBA cash rate^{4,5} + 5.0% to 6.5% p.a. (net)

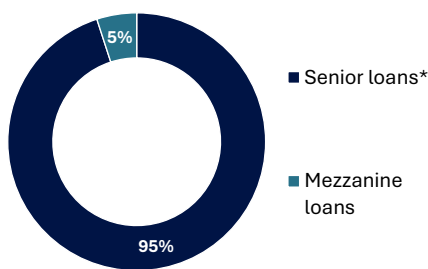
PORTFOLIO UNDERLYING EXPOSURE⁶

The Manager confirms that as at 31 March 2026, the portfolio has no work outs, interest arrears⁷ or impairments.

PORTFOLIO COMPOSITION⁸

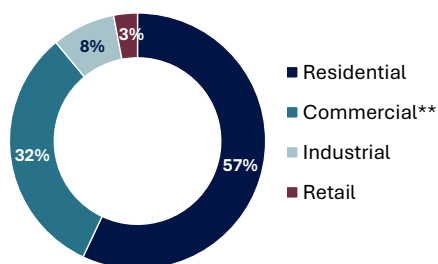


LOAN RANKING⁸



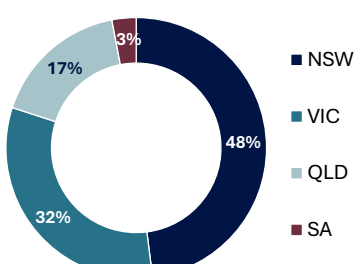
*Senior loans⁹ includes first ranking loans (80%), and Senior subordinated loans (15%). Senior subordinated loans are subordinated in repayment priority to the senior financier under a common first ranking debt facility but rank ahead of any mezzanine facility.

PROPERTY SECTOR⁸



**11.7% exposure in Accommodation Hotels grouped under Commercial.

GEOGRAPHY⁸



58
Total loans

1.14 years
Weighted loan maturity

0% / 100%
Fixed/Floating
interest exposure

65%
Weighted LVR

71% / 29%
Loans are currently cash-
paying/Capitalising
interest¹⁰

9.00% p.a.
Gross income
- Mgt Fees (1.54%)
- Fund Costs (0.25%)
+ Income reserve (0.04%)
= Distribution (7.25%)

	Senior investment	Senior land	Senior construction	Mezzanine Loan
Total number of loans	31	21	4	2
Avg. loan amount¹⁵	\$50m	\$35m	\$43m	\$23m
Weighted avg. gross return*	8.3%	10.4%	8.8%	11.2%
Weighted avg. duration	1.29	0.63	1.42	1.31
Weighted avg. LVR	63%	66%	69%	72%
Total loan amount	\$477m	\$249m	\$174m	\$46m

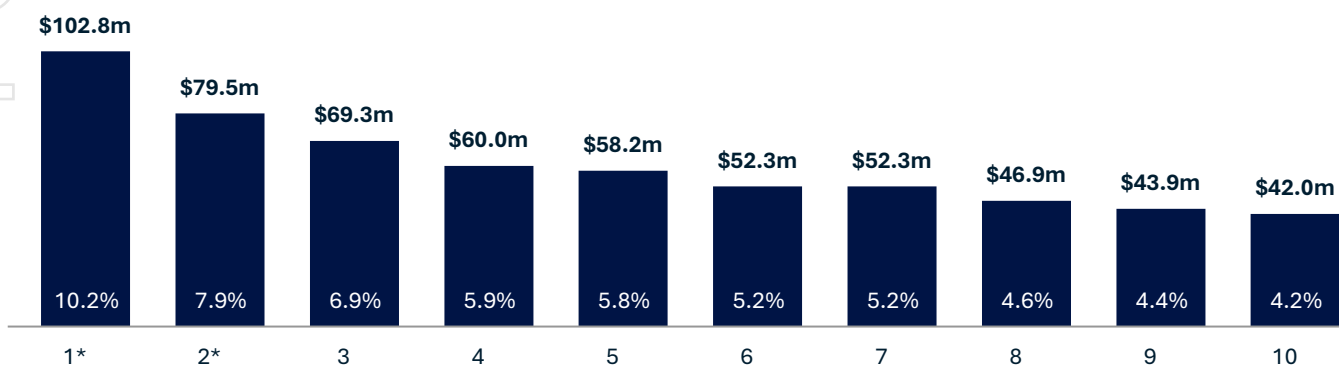
*Weighted avg. gross return includes interest income earned on undrawn cash balances associated with loan commitments.

NET RETURN BY PERIOD

YEAR	JUL	AUG	SEP	OCT	NOV	DEC	JAN	FEB	MAR	APR	MAY	JUN	YTD
Distributions (¢/unit)													
FY19	-	-	-	-	-	0.1534	0.2416	0.2464	0.3784	0.6719	0.6463	0.8397	3.1777
FY20	0.8150	0.7370	0.9511	0.7906	0.7896	0.9099	0.8233	0.7989	0.7539	0.8405	0.8152	0.7882	9.8132
FY21	0.7914	0.8469	0.7956	0.8289	0.8076	0.8373	0.8692	0.8060	0.8163	0.7927	0.8176	0.8376	9.8471
FY22	0.6994	0.7894	0.7507	0.7814	0.6706	0.6315	0.6318	0.6012	0.6932	0.7556	0.8159	0.7689	8.5896
FY23	0.8151	0.8701	0.9004	0.9510	0.9666	1.0396	1.0597	1.0060	1.1416	1.1047	1.1414	1.3020	12.2982
FY24	1.1893	1.1959	1.1834	1.2203	1.1803	1.2203	1.2200	1.1285	1.1785	1.1278	1.1659	1.1672	14.1774
FY25	1.1689	1.1689	1.1304	1.1689	1.1445	1.1498	1.1273	1.0204	1.0594	0.9989	1.0084	1.0664	13.2122
FY26	0.9526	0.8585	0.8587	0.9383	0.9207	0.9510	0.9510	0.8592	0.9846				8.2746
Net return (%)													
FY19	-	-	-	-	0.02%	0.08%	0.12%	0.15%	0.25%	0.41%	0.44%	0.49%	1.96%
FY20	0.53%	0.45%	0.66%	0.49%	0.49%	0.61%	0.51%	0.49%	0.45%	0.55%	0.49%	0.51%	6.23%
FY21	0.50%	0.59%	0.48%	0.51%	0.51%	0.60%	0.44%	0.46%	0.55%	0.51%	0.55%	0.46%	6.16%
FY22	0.44%	0.63%	0.44%	0.46%	0.40%	0.38%	0.36%	0.42%	0.45%	0.45%	0.50%	0.49%	5.42%
FY23	0.53%	0.54%	0.60%	0.60%	0.57%	0.72%	0.67%	0.60%	0.70%	0.66%	0.75%	0.80%	7.74%
FY24	0.76%	0.80%	0.72%	0.78%	0.71%	0.80%	0.72%	0.71%	0.72%	0.68%	0.76%	0.71%	8.87%
FY25	0.77%	0.71%	0.70%	0.74%	0.70%	0.78%	0.72%	0.64%	0.65%	0.64%	0.63%	0.68%	8.36%
FY26	0.54%	0.58%	0.53%	0.63%	0.56%	0.56%	0.60%	0.55%	0.61%				5.16%

Past performance is not a reliable indicator of future performance. Target return: RBA cash rate^{4,5} + 5.0% to 6.5% p.a. (net)

PORTFOLIO BORROWER CONCENTRATION - TOP 10 SPONSOR GROUP EXPOSURES⁶




Note:*Each of exposure 1 and 2 are comprised of 4 separate loan positions with no cross-collateralisation.

The above top 10 sponsor group exposures are shown on a look-through and committed basis, as a percentage of the total fund, reflecting QRI's share of each underlying loan, highlighting the portfolio's scale and diversification.

KEY INFORMATION

S&P Global Industry Classification Standard (GICS)	40204010 Mortgage Real Estate Investment Trust
Distributions	Monthly ¹¹ – derived from income on the underlying loans (from cash interest received and from interest accrued for capitalised interest facilities), with no reliance on other capital sources. ¹⁰
Unit pricing	Weekly
Management fees	1.5% (plus GST) Base Management Fee and 33-50% share of upfront or arrangement fees (plus GST). ¹²
Performance fees	May be payable to the Manager equal to 20.5% of the Trust's monthly Net Income that exceeds a return hurdle of 8% of Average Adjusted NAV ¹³ over the Performance Calculation Period. ¹⁴
Distribution reinvestment plan (DRP)	Yes - active



GLOSSARY

Investment loans	Real estate loans that is secured against real estate assets that are income generating or have the potential to generate income on a going-concern basis. Examples of loans include Residual Stock Loans, loans secured by commercial office assets and loans secured by hotel assets.
Residual stock loans	Real estate loans that is secured by unsold completed real estate assets that are held for sale (typically residential apartments).
Land loans	Real estate loans secured against land (typically vacant) with development potential. These loans are in respect of land which is intended to be activated by the sponsor or developer within the next 6-18 months, including residential sub-divisions.
Construction loans	Real estate loans secured against land and provided to fund development and construction costs of real estate development projects (including land subdivisions) on that land. Construction loans are typically progressively drawn down over time to finance the project to completion in line with project milestones.
Senior loans	Real estate loans that is secured by a first ranking mortgage over the real estate.
Senior subordinated	Real estate loans that are subordinated in repayment to the senior financier under a common first ranking debt facility but rank ahead of any mezzanine facility.
Mezzanine loans	Real estate loans that is secured by a second ranking mortgage over the real estate and so is subordinated to the Senior Loan.
Trust loan receivables	Working capital loan to the Manager to pay the costs and expenses incurred in relation to the IPO, and paying the costs and expenses of subsequent capital raisings, limited to an amount of 3.5% of the NAV of the Trust at any time.
Capitalised interest	Loans, including certain construction and mezzanine facilities, may be structured with payment-in-kind (PIK) or capitalised interest. Capitalised interest and fees form part of the total loan commitment and are held in cash at the commencement of the facility. These amounts are reserved to fund investor distributions over the life of the loan, supporting the Trust's ability to maintain monthly income payments to investors while limiting liquidity risk.

PLATFORMS

AMP North	CFS FirstWrap	Netwealth
Asgard IDPS	Edge CFS	Mason Stevens
Asgard Super & Pension	HUB24	Praemium
BT Panorama	Insignia Expand	
BT Wrap	Macquarie Wrap (IDPS)	

KEY SERVICE PROVIDERS

Manager

QRI Manager Pty Ltd – an authorised representative of Qualitas Securities Pty Ltd

Responsible entity

The Trust Company (RE Services Limited)

ENQUIRIES

General

Phone: +61 3 9612 3939
Email: qri@qualitas.com.au
Website: qualitas.com.au/QRI
Address: L41/101 Collins Street, Melbourne VIC 3000

Unit Registry

Phone: 1800 628 703
Email: qualitas@cm.mpms.mufg.com
Website: au.investorcentre.mpms.mufg.com

Access QRI's latest [ASX Announcement](#) about increasing March distribution from 7.00%¹⁶ to 7.25%¹⁶.

Mark Power, Head of Income Credit, recently hosted a webinar where he provided an update on QRI's deployment opportunities and portfolio positioning. Access the replay below.

[VIDEO INSIGHTS: QRI Webinar Replay | Qualitas](#)

NOTES

(1) Final net tangible assets per unit at month end. (2) Net returns are calculated based on the daily weighted average NAV across the respective time periods. (3) IPO 27 November 2018. Calculated based on units entitled to the distribution. The units entitled to the Sep-19 distribution excludes units issued under the Wholesale and Early Retail Entitlement Offers. (4) RBA cash rate is subject to a floor of 0%. (5) QRI is a different asset class to cash which is displayed by the RBA cash rate and BBSY. Accordingly, QRI is of a higher risk than an investment in cash. (6) All stats are on a look through basis, representing QRI's share of the loans. (7) In arrears by 90 days or more. All references in this update to 'arrears' are to be read accordingly. (8) The classifications of these diversification parameters are determined by the Manager. Figures stated are subject to rounding. (9) Excludes Trust loan receivable and cash. (10) For loans with capitalised interest, the Fund retains cash reserves equal to the total forecast interest expected to accrue over the term of each loan. These reserves are progressively released each month, in-line with the interest that accrues, to support ongoing monthly distributions. This structure ensures that monthly payments are funded entirely from loan income, without reliance on external capital sources. (11) The payment of monthly cash income is a goal of the Trust only and neither the Manager or the responsible entity provide any representation or warranty (whether express or implied) in relation to the payment of any monthly cash income. (12) Base Management Fee is 1.54% (including GST, less RITC) per annum of the Net Asset Value of the Fund (plus GST), calculated and accrued daily and paid monthly in arrears. All Loan Arrangement Fees are shared between the Manager and the Sub-Trust. When the Sub-Trust is the sole lender, the Manager receives 33% of the fees. When acting as a co-lender, the Manager receives 50%. (13) Average Adjusted NAV is the average of each monthly Adjusted NAV within a Performance Calculation Period. (14) Performance Calculation Period is the period from the current Performance Calculation Start Date until the current month end. (15) Average loan amount is based on total Qualitas exposure to each investment. (16) Based on the distribution for the month of March 2026 which is converted into an annual return as if the March 2026 distribution was constant for 12 months.

DISCLAIMER

This communication has been issued and authorised for release by The Trust Company (RE Services) Limited (ACN 003 278 831) (AFSL 235150) as responsible entity of The Qualitas Real Estate Income Fund (ARSN 627 917 971) ("Trust" or "Fund") and has been prepared by QRI Manager Pty Ltd (ACN 625 857 070) (AFS Representative 1266996) as authorised representative of Qualitas Securities Pty Ltd (ACN 136 451 128) (AFSL 342242). This communication contains general information only and does not take into account your investment objectives, financial situation or needs. It does not constitute financial, tax or legal advice, nor is it an offer, invitation or recommendation to subscribe or purchase a unit in QRI or any other financial product. Before making an investment decision, you should consider whether the Trust is appropriate given your objectives, financial situation or needs. If you require advice that takes into account your personal circumstances, you should consult a licensed or authorised financial adviser. While every effort has been made to ensure the information in this communication is accurate; its accuracy, reliability or completeness is not guaranteed and none of The Trust Company (RE Services) Limited (ACN 003 278 831), QRI Manager Pty Ltd (ACN 625 857 070), Qualitas Securities Pty Ltd (ACN 136 451 128) or any of their related entities or their respective directors or officers are liable to you in respect of this communication. Past performance is not a reliable indicator of future performance. The Product Disclosure Statement (PDS) and a target market determination (TMD) for units in the Trust can be obtained by visiting the Trust website www.qualitas.com.au/qri. The Trust Company (RE Services) Limited as responsible entity of the Fund is the issuer of units in the Trust. A person should consider the PDS in deciding whether to acquire, or to continue to hold, units in the Trust.