

RAIDEN QUARTERLY ACTIVITIES REPORT FOR PERIOD ENDED 31 MARCH 2026

HIGHLIGHTS

Crixás Gold Tailings Project^{1,2,A}

- Raiden's due diligence continued to advance, **with completion expected in the near-term.**
- Documentation and supporting technical studies relating to the ongoing environmental licensing process were **submitted and remain under review** by the competent state authority.
- Following re-issue post-quarter of Environmental licence and its approval by the Mining Authority, Raiden's near-term objectives are:
 - **~1,000m drilling program** to deliver a **JORC MRE.**
 - Fast-track metallurgical evaluation to define the preferred processing route, with a focus on **simple gravity and potentially flotation routes.**
 - Progression to a **Final Investment Decision (FID)** based on both of the above workstreams.
- **The work program to reach FID is estimated to be less than <A\$1m, noting this is preliminary and subject to change** and will de-risk the envisaged operation and production pathway.

Corporate

- **Cash balance of \$12.33m at 31 March 2026**, supporting Raiden's ongoing evaluation of acquisition opportunities.
- Ongoing assessment of opportunities for **divestment or joint venture** to supplement the Company's cash balance and reduce holding costs.
- **Engage directly with us** by commenting on our latest announcements via InvestorHub. You can **view and comment** on this announcement [here](#).

Raiden Resources Limited (ASX: RDN) ("Raiden" or "the Company") is pleased to provide its activities report for the March 2026 Quarter ("**Quarter**").

A: Refer to the full Cautionary Statement provided on the following page. Statements relating to resources, production potential and project economics are conceptual in nature and subject to further work.

ASX CODE: RDN
DAX CODE: YM4

BOARD & MANAGEMENT

Non-Executive Chairman

Mr Michael Davy

Managing Director

Mr Dusko Ljubojevic

Non-Executive Director & Company Secretary

Ms Kyla Garic

ASSET PORTFOLIO

AUSTRALIA

Li, Au, Cu, Ni & PGE

BULGARIA

Cu, Au & Ag

Corporate and Exploration Activities in Brazil

Crixás Gold Tailings Project^{1,2,A,B}

Overview

During and post Quarter, Raiden continued to systematically evaluate the Crixás Gold Tailings Project (**Crixás Project** or the **Project**). The workstreams follow a recent transaction under which the Company secured the right to acquire an 85% commercial interest in the Project. The Project is located ~5kms from the town of Crixás and ~450 kms north-west of Brasília, the capital of Brazil (Figure 1).

The Project encompasses an area of 28.79 hectares and comprises a large, valley-fill gold tailings deposit derived from decades of intensive artisanal mining. It is estimated that the recovery rates by the artisanal miners were poor, due to the technology that was utilised at the time, which consisted of simple stamp mill crushing and manual concentration.

Historical work (Figures 2 & 3) suggests that gold-bearing material may remain within the tailings, presenting Raiden with the opportunity to potentially define a gold resource through further confirmatory drilling, sampling and metallurgical testwork.^A Further, limited technical verification (in the form of panning) undertaken by Raiden across several locations identified visible fine gold in all samples, indicating that a portion of free, fine-grained gold may remain unrecovered in the primary tailings, supporting the theory that

^A Cautionary Statement

The Crixás Tailings Gold Project does not currently contain any Mineral Resource or Ore Reserve estimates reported in accordance with the JORC Code (2012). References to historical mining, sampling, production and tailings characteristics are based on historical and vendor-supplied information, including a technical report completed in 2010 by Gopala's International, which was not prepared in accordance with the JORC Code and has not been independently verified by Raiden. These data are considered conceptual and should not be relied upon as indications of grade, tonnage or economic viability. Any reference to the potential for gold resources, production, capital-efficiency and other geological or commercial information is conceptual in nature and remains subject to further work. Further work includes and is not limited to confirmatory drilling and sampling, metallurgical testwork, resource estimation, engineering studies and the receipt of all required regulatory approvals.

^B Cautionary Statement

Visual estimates of mineral abundance should never be considered a proxy or substitute for laboratory analyses where concentrations or grades are the factor of principal economic interest. Visual estimates also potentially provide no information regarding impurities or deleterious physical properties relevant to valuations.

the artisanal miners achieved only low recovery rates historically (Figure 4).^B

Given ongoing strength in the gold price, Raiden believes there is a **compelling near-term opportunity to potentially advance the Project through to a near-term production scenario** (subject to further technical evaluation and regulatory approvals).^{1,A}



Figure 1: Project Location Map.¹

For personal use only

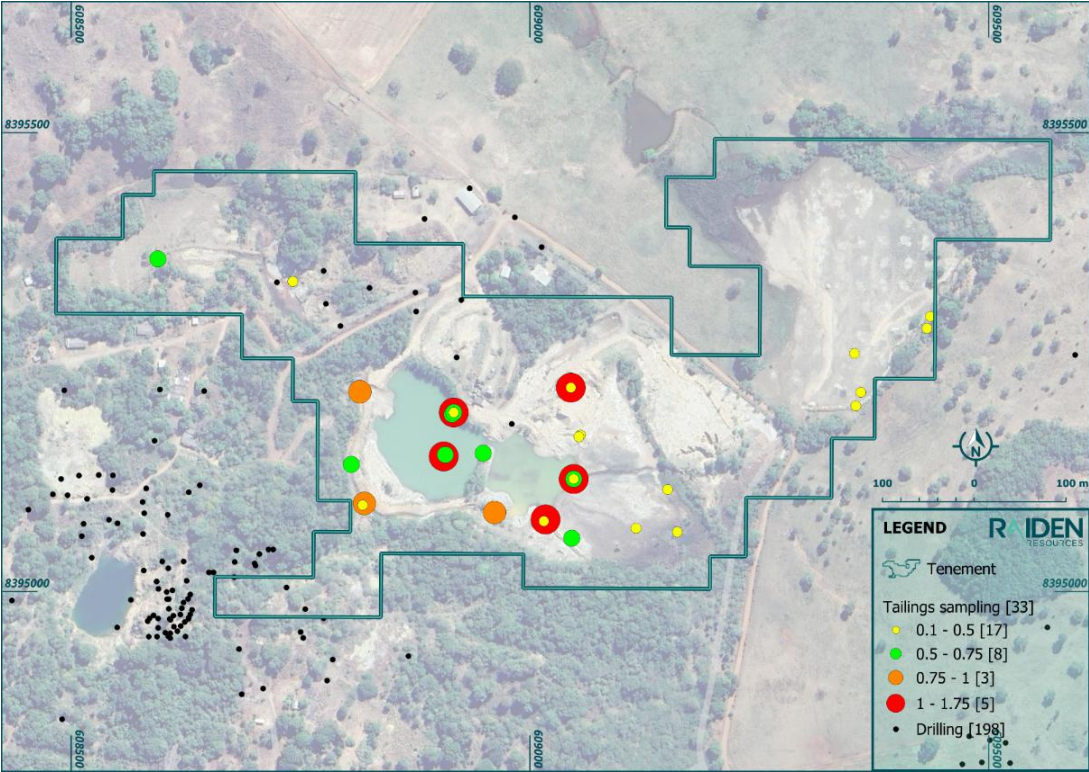


Figure 2: Location and grades of historical tailings sampling results. Results are from samples collected from the surface, or approximately 1 metre depth (previously reprocessed tailings). ^{1,A}

For personal use only

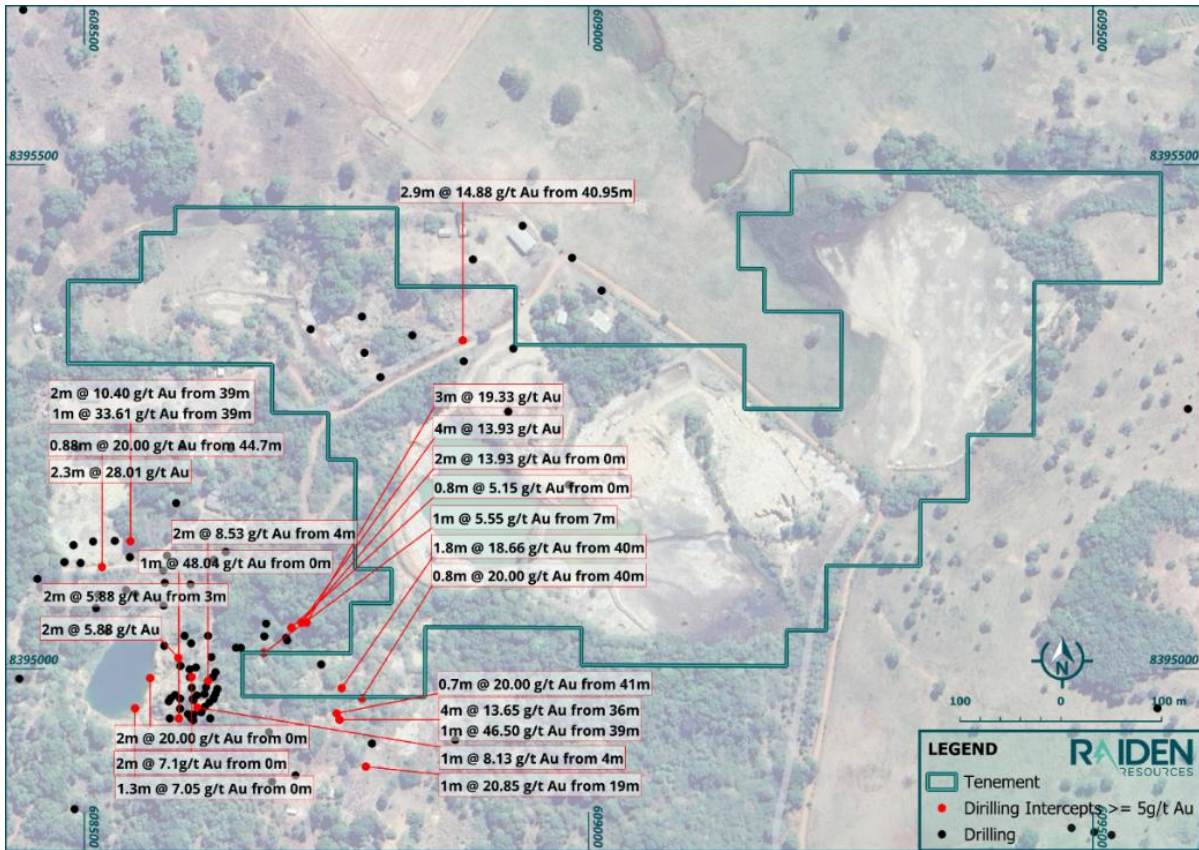


Figure 3: Location and grade/width information of historical drilling targeting the source ore which the tailings derived from, demonstrating the high-grade nature of the deposit’s mineralisation.^{1,A}




Figure 4: Visible gold panned during site visit.^{1,B}

Cautionary Statement: Visual estimates of mineral abundance should never be considered a proxy or substitute for laboratory analyses where concentrations or grades are the factor of principal economic interest. Visual estimates also potentially provide no information regarding impurities or deleterious physical properties relevant to valuations.



Figure 5: Tailings material in main area.¹

As previously announced³, a core requirement for any acquisition undertaken by Raiden is that it must be **demonstrably value accretive to existing Raiden shareholders on a per-share basis**, taking into account dilution, funding structure, capital intensity and other associated risks. Presently, Raiden believes the Crixás transaction meets these criteria, which reflects the mutually favourable commercial terms agreed with the vendor, the anticipated capital-light nature of the Project and its potential to advance toward a near-term production scenario.^{1,A}

Activities Undertaken at the Crixás Gold Tailings Project

During and following the end of the Quarter, Raiden, in collaboration with the Project's vendor, have undertaken the following activities at the Project²:

- Continued due diligence of the Project, to support completion of the transaction.
- Preparation of the documentation and supporting technical studies relating to the ongoing environmental licensing process, which have been submitted and remain under review by the competent state authority.
- Initiation of the the establishment of a local operating company, which remains underway. The necessary support teams to support the entity have been identified. An operating agreement with the Project's vendor is anticipated to be executed under this entity.
- Identification of key operational suppliers, including drilling contractors, technical teams, topography survey providers, and local laboratories for metallurgical evaluation. Presently, all have indicated their availability to commence works following environmental licence reissue and verification of the licence by the Brazilian Mining Authority.
- Evaluation of processing plant suppliers and manufacturers, which remains ongoing. Raiden's objective is to secure a processing route following completion of metallurgical testwork.
- Formulation of the appropriate work-program to advance towards FID, which includes a planned 1,000m drilling program aimed at delivering a JORC-compliant Mineral Resource Estimate (MRE).
- Determining the cost estimate for the work program to reach FID, which is currently expected to be less than <A\$1m. Raiden notes that this estimate is preliminary and subject to change and will de-risk the envisaged operation and production pathway.

Subject to the outcomes of the above resource drilling and metallurgical workstreams, the Company aims to progress to FID as soon as practicable.²

Exploration Activities in Europe

Vuzel Gold Project⁴

During and following the Quarter’s end, Raiden continued to advance the Vuzel Gold Project (**Figure 6**). Work includes the associated activities for drill permitting of the Silver Skarn Anomaly.

Vuzel has the potential to host a significant and shallow gold system as demonstrated by results from the maiden Phase 1 and Phase 2 drilling programs, with all but one hole drilled to date intersecting near-surface gold mineralisation over approximately 2km of strike length. Raiden has intercepted at least one high-grade feeder structure (drill hole VZ2527, at 1.6m @ 7.69g/t Au at 58.7m), and believes multiple high-grade feeder structures could potentially exist over the broader Project area.

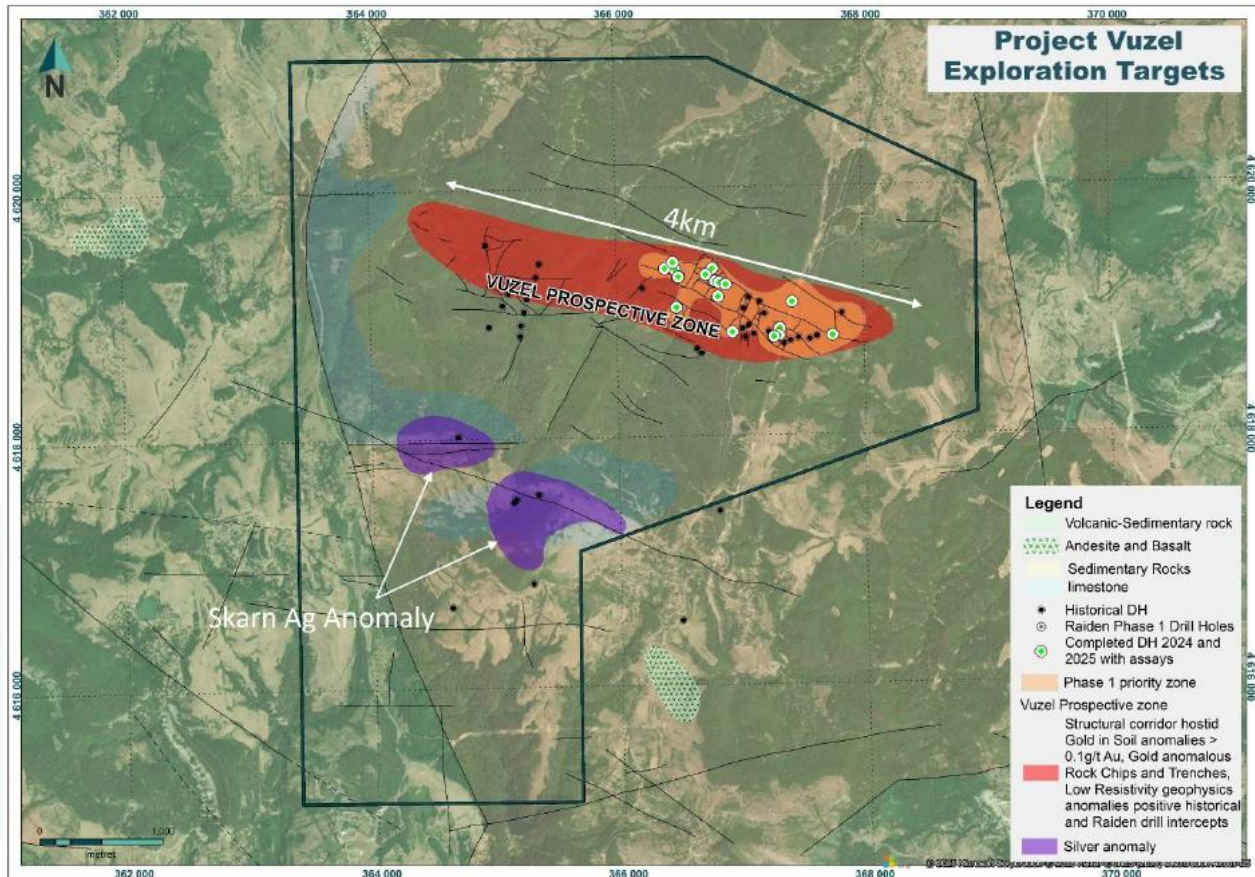


Figure 6: Vuzel Exploration permit, structures, geology and original exploration targets, including location of Skarn Silver Anomaly (permitting underway).⁴

As outlined in the Annual General Meeting Presentation,⁵ Raiden is maintaining a disciplined approach to capital allocation at Vuzel, with the view to generate the highest return through a potential transaction. Significant regional activity (including the buyout of Velocity Minerals Bulgarian portfolio for US\$59m), together with strengthening gold and silver prices, continues to reinforce the strategic value of the Project.

Skarn Silver Anomaly at Vuzel

In the context of recent strength in the silver price, existing historical data available,⁶ and recent IP results,⁷ Raiden views the Skarn Silver Anomaly as an attractive growth target that complements its gold focus at the Vuzel Project. Permitting activities at the Skarn Silver Anomaly remain underway.

The Skarn Silver Anomaly was originally defined as a coherent 500 m x 300 m silver-in-soil footprint with a classic pathfinder suite (Pb-Zn-Cu-As-Sb-Ba). At this time it is not clear whether the silver mineralisation is a separate hydrothermal event from the nearby gold targets.

The best historical intervals include rock-chip/channel silver sampling intervals (e.g. **83 m @ 43.8 g/t Ag**) and **a historical diamond hole (KKDD015), intersecting 9 m @ 63.7 g/t Ag from 0 metres**, which suggests continuity of mineralisation along a shallow-dipping contact. These results define the Skarn Silver Anomaly as one of the priority targets on the project, in conjunction with the high-grade feeder zones.

As previously announced,⁷ the remaining 550m of the expanded Phase 2 4,000m drilling program at the Vuzel Gold Project remains paused, pending approval to drill the Silver Skarn Anomaly and finalisation of drill targets which incorporate the IP results. Raiden continues to take a pragmatic approach to the Project, with a view of maximising shareholder value.

Other Projects

During the Quarter, no additional exploration work was conducted projects, all projects remain in Good Standing.

As disclosed in the Company's Corporate Strategy Update,³ Raiden continues to evaluate divestment and joint venture proposals on the assets held within its portfolio, which have the prospect of further enhancing the Company's robust cash reserves.

Exploration Activities in Western Australia

Other Projects

During the Quarter, no substantive exploration work was conducted on the projects, all projects remain in Good Standing.

As disclosed in the Company's Corporate Strategy Update⁵, Raiden continues to evaluate divestment and joint venture proposals on the assets held within its portfolio, which have the prospect of further enhancing the Company's robust cash reserves.

Corporate

Corporate Strategy

During and following the Quarter, Raiden continued to focus on new potential acquisitions. As previously announced, Raiden notes that the Crixás Gold Tailings Project was not intended to be the Company's sole or final acquisition.¹

Proposed acquisitions continue to be assessed for value accretion on a per-share-basis, with careful consideration of funding mix, potential dilution and associated risks.

There is no certainty that any transaction will proceed.

The Company will continue to keep shareholders updated on progress in accordance with continuous disclosure obligations.

Disclosures under ASX Listing Rules

Summary of Expenditure

Of the total expenditure of the Company during the Quarter, \$296k of the Company's expenditure was on activities related to exploration. The Company did not incur any expenditure related to mining, production and development activities during the Quarter. In accordance with ASX Listing Rule 5.3.5 payments totalling approximately \$121k were made to related parties of the Company, comprising \$86k for Managing Director and Non-Executive Director fees and \$35k for accounting and company secretarial fees (section 6.1 of the accompanying 5B).

Tenement Table: ASX Listing Rule 5.3.3

Mining tenement interests held at the end of the quarter and their location:

Tenement reference	Location	Nature	Status	Interest
BG1 (Bulgaria) – Permit No. 527	Bulgaria	Direct	Pending	100%
Mt Sholl (E47/4309)	Western Australia	Direct	Granted	100%
Mt Sholl (E47/3468)	Western Australia	Direct	Granted	100%
Mt Sholl (P47/2024)	Western Australia	Direct	Granted	100%
Mt Sholl (E47/3181)	Western Australia	Direct	Granted	100%
Mt Sholl (E47/3339)	Western Australia	Direct	Granted	100%
Mt Sholl (P47/1762) ^(b)	Western Australia	Direct	Granted	100%
Mt Sholl (P47/1787)	Western Australia	Direct	Granted	100%
Mt Sholl (P47/1788)	Western Australia	Direct	Granted	100%
Mt Sholl (P47/1789)	Western Australia	Direct	Granted	100%
Mt Sholl (P47/1790)	Western Australia	Direct	Granted	100%
Mt Sholl (P47/1791)	Western Australia	Direct	Granted	100%
Mt Sholl (P47/1792)	Western Australia	Direct	Granted	100%
Mt Sholl (P47/1793)	Western Australia	Direct	Granted	100%
Mt Sholl (P47/1794)	Western Australia	Direct	Granted	100%
Mt Sholl (P47/1795)	Western Australia	Direct	Granted	100%
Arrow (E47/3476)	Western Australia	Direct	Granted	100%
Andover (P47/2028)	Western Australia	Direct	Granted	80%
Andover (E47/3849)	Western Australia	Direct	Granted	80%
Andover (E47/4061)	Western Australia	Direct	Granted	80%
Andover (E47/4062)	Western Australia	Direct	Granted	80%
Andover (E47/4063)	Western Australia	Direct	Granted	80%

Mining tenement interests relinquished during the quarter and their location:

Nil

Mining tenement interests acquired during the quarter and their location:

Nil

Mining tenement interests under application during the quarter and their location:

Tenement reference	Location	Nature	Status	Interest
Andover (E47/4603)	Western Australia	Direct	Application - pending	100%
Mt Sholl (M47/1651) ^(b)	Western Australia	Direct	Application – pending	100%

Beneficial percentage interests held in farm-in or farm-out agreements at the end of the quarter:

Tenement reference	Location	Nature	Status	Interest
Vuzel ^a (Bulgaria) – Licence No. 522	Bulgaria	Joint Venture	Granted	75%

^a The Company has an agreement to earn-in up to 90% position within the project. At the end of the quarter the Company held 75% interest in Vuzel Minerals EOOD, which holds the Vuzel licence.

^(b) The Company holds 100% in tenement P47/1762 which is being converted into M47/1651, application pending.

This ASX announcement has been authorised for release by the Board of Raiden Resources Limited.



Join our community

Receive alerts for announcements, news and updates direct to your inbox and engage with the **Raiden Resources** team using the Q&A tool.

Scan the QR code and sign up to our investor hub.

*We value your feedback and questions.
Engage directly with us by commenting on our latest announcements via InvestorHub.
You can view and comment on this announcement [here](#).*

FOR FURTHER INFORMATION PLEASE CONTACT

DUSKO LJUBOJEVIC
 Managing Director
RAIDEN RESOURCES LIMITED
investors@raidenresources.com.au
www.raidenresources.com.au

For personal use only

ASX Announcements referenced to directly, or in the commentary of, this quarterly activities release

¹ ASX:RDN 20 November 2025 Significant Gold Tailings Reprocessing Opportunity Secured

² ASX:RDN 15 April 2026 Crixas Gold Tailings Project Due Diligence & Progress Update

³ ASX:RDN 7 October 2025 Corporate Strategy Update

⁴ ASX:RDN 29 January 2026 Quarterly Activities/Appendix 5B Cash Flow Report

⁵ ASX:RDN 20 November 2025 Annual General Meeting Presentation

⁶ ASX:RDN 10 May 2021 Significant Gold and Silver Results from surface sampling at Vuzel Project

⁷ ASX:RDN 22 September 2025 Vuzel IP Survey Generates untested Gold and Silver targets

Competent Person's and Compliance Statement

The information in the referenced announcements 1 – 7 footnoted above that relate to Exploration Results have previously been released to the ASX. The Company confirms that it is not aware of any information or data that materially affects the information included in the market announcements, and that all material assumptions and technical parameters underpinning the announcements continue to apply. The Company confirms that the form and context in which the Competent Person's findings are presented have not been materially modified from the original market announcements.

Disclaimer:

Forward-looking statements are statements that are not historical facts. Words such as "expect(s)", "feel(s)", "believe(s)", "will", "may", "anticipate(s)", "potential(s)" and similar expressions are intended to identify forward-looking statements. These statements include, but are not limited to statements regarding future production, resources or reserves and exploration results. All of such statements are subject to certain risks and uncertainties, many of which are difficult to predict and generally beyond the control of the Company, that could cause actual results to differ materially from those expressed in, or implied or projected by, the forward-looking information and statements. These risks and uncertainties include, but are not limited to: (i) those relating to the interpretation of drill results, the geology, grade and continuity of mineral deposits and conclusions of economic evaluations, (ii) risks relating to possible variations in reserves, grade, planned mining dilution and ore loss, or recovery rates and changes in project parameters as plans continue to be refined, (iii) the potential for delays in exploration or development activities or the completion of feasibility studies, (iv) risks related to commodity price and foreign exchange rate fluctuations, (v) risks related to failure to obtain adequate financing on a timely basis and on acceptable terms or delays in obtaining governmental approvals or in the completion of development or construction activities, and (vi) other risks and uncertainties related to the Company's prospects, properties and business strategy. Investors are cautioned not to place undue reliance on these forward-looking statements that speak only as of the date hereof, and the Company does not undertake any obligation to revise and disseminate forward-looking statements to reflect events or circumstances after the date hereof, or to reflect the occurrence of or non-occurrence of any events.

About Raiden Resources

Raiden Resources Limited (ASX:RDN / DAX:YM4) is a dual listed base metal & gold exploration Company focused on identifying and discovering significant and economically attractive mineral deposits. Driven by a passion for unlocking discoveries that create shareholder value and the support of a strong corporate treasury, Raiden is committed to achieving exploration success.

The Company's portfolio of projects includes the Andover South lithium project. The Company also holds the rights to the advanced Mt Sholl nickel-copper-cobalt-PGE and the Arrow gold projects in the Pilbara region of Western Australia. In addition, the Company holds the rights to multiple projects in the emerging and prolific Western Tethyan metallogenic belt in Eastern Europe, where it has established a significant exploration footprint in Bulgaria.

For personal use only

Appendix 5B

Mining exploration entity or oil and gas exploration entity quarterly cash flow report

Name of entity:

RAIDEN RESOURCES LIMITED (RDN)

ABN

68 009 161 522

Quarter ended ("current quarter")

31 March 2026

Consolidated statement of cash flows	Current quarter \$A'000	Year to date (9 months) \$A'000
1.0 Cash flows from operating activities		
1.1 Receipts from customers		
1.2 Payments for:		
(a) exploration & evaluation	(296)	(1,565)
(b) development	-	-
(c) production	-	-
(d) staff and board remuneration	(57)	(205)
(e) administration and corporate costs	(77)	(375)
1.3 Dividends received	-	-
1.4 Interest and other items of a similar nature received	189	492
1.5 Interest and other costs of finance paid	-	-
1.6 Income taxes paid	-	-
1.7 Government grants and tax incentives	-	-
1.8 Other - Loan Repayment from Balkan Mineral Development	-	-
1.8 Other - FQM	-	100
1.9 Net cash from / (used in) operating activities	(241)	(1,553)
2.0 Cash flows from investing activities		
2.1 Payments to acquire:		
(a) entities	-	-
(b) tenements	-	-
(c) property, plant and equipment	-	-
(d) exploration if capitalised	-	-
(e) investments	-	-
(f) other non-current assets	-	-

Mining exploration entity or oil and gas exploration entity quarterly cash flow report

Consolidated statement of cash flows		Current quarter \$A'000	Year to date (9 months) \$A'000
2.2	Proceeds from the disposal of:		
	(a) entities	-	-
	(b) tenements	-	-
	(c) property, plant and equipment	-	-
	(d) investments	-	(150)
	(e) other non-current assets	-	-
2.3	Cash flows from loans to other entities	-	-
2.4	Dividends received	-	-
2.5	Other – loans provided	-	-
2.6	Net cash from / (used in) investing activities	-	(150)
3.0	Cash flows from financing activities		
3.1	Proceeds from issues of equity securities (excluding convertible debt securities)	-	-
3.2	Proceeds from issue of convertible notes	-	-
3.3	Proceeds from exercise of share options	-	-
3.4	Transaction costs related to issues of shares, convertible notes or options	-	-
3.5	Proceeds from borrowings	-	-
3.6	Repayment of borrowings	-	-
3.7	Transaction costs related to loans and borrowings	-	-
3.8	Dividends paid	-	-
3.9	Other (proceeds from unissued shares)	-	-
3.10	Net cash from / (used in) financing activities	-	-
4.0	Net increase / (decrease) in cash and cash equivalents for the period	(241)	(1,703)
4.1	Cash at beginning of quarter/year to date	12,572	14,042
4.2	Net cash from / (used in) operating activities (item 1.9 above)	(241)	(1,553)
4.3	Net cash from / (used in) investing activities (item 2.6 above)	-	(150)
4.4	Net cash from / (used in) financing activities (item 3.10 above)	-	-
4.5	Effect of movement in exchange rates on cash held	(1)	(9)
4.6	Cash and cash equivalents at end of period	12,330	12,330

Mining exploration entity or oil and gas exploration entity quarterly cash flow report

5.0 Reconciliation of cash and cash equivalents at the end of the quarter (as shown in the consolidated statement of cash flows) to the related items in the accounts	Current quarter \$A'000	Previous quarter \$A'000
5.1 Bank balances	1,785	1,027
5.2 Call deposits	-	-
5.3 Bank overdrafts	-	-
5.4 Other (provide details)	10,545	11,545
5.5 Cash and cash equivalents at end of quarter (should equal item 4.6 above)	12,330	12,572

6.0 Payments to related parties of the entity and their associates	Current quarter \$A'000	
6.1 Aggregate amount of payments to the parties in item 1.2	121	-
6.2 Aggregate amount of cash flow from loans to these parties included in item 2.3	-	-

Note: if any amounts are shown in items 6.1 or 6.2, your quarterly activity report must include a description of, and an explanation for, such payments.

Payment of executive salary and non-executive director fees (\$114,789), and payments to related parties for accounting and company secretarial services (\$35,190).

7.0 Financing facilities <i>Note: the term "facility" includes all forms of financing arrangements available to the entity.</i> <i>Add notes as necessary for an understanding of the sources of finance available to the entity.</i>	Total facility amount at quarter end \$A'000	Amount drawn at quarter end \$A'000
7.1 Loan facilities	-	-
7.2 Credit standby arrangements	-	-
7.3 Other (please specify)	-	-
7.4 Include below a description of each facility above, including the lender, interest rate and whether it is secured or unsecured. If any additional facilities have been entered into or are proposed to be entered into after quarter end, include details of those facilities as well.	-	-
7.5 Unused financing facilities available at quarter end		-
7.6 Include in the box below a description of each facility above, including the lender, interest rate, maturity date and whether it is secured or unsecured. If any additional financing facilities have been entered into or are proposed to be entered into after quarter end, include a note providing details of those facilities as well.		
N/A		

Mining exploration entity or oil and gas exploration entity quarterly cash flow report

8.0	Estimated cash available for future operating activities	\$A'000
8.1	Net cash from / (used in) operating activities (item 1.9)	(241)
8.2	Capitalised exploration & evaluation (Item 2.1(d))	-
8.3	Total relevant outgoings (item 8.1 + item 8.2)	(241)
8.4	Cash and cash equivalents at quarter end (item 4.6)	12,330
8.5	Unused finance facilities available at quarter end (item 7.5)	-
8.6	Total available funding (item 8.4 + item 8.5)	12,330
8.7	Estimated quarters of funding available (item 8.6 divided by item 8.3)	51.16
	<i>Note: if the entity has reported positive relevant outgoings (ie a net cash inflow) in item 8.3, answer item 8.7 as "N/A". Otherwise, a figure for the estimated quarters of funding available must be included in item 8.7.</i>	
8.8	If item 8.7 is less than 2 quarters, please provide answers to the following questions:	
8.8.1	Does the entity expect that it will continue to have the current level of net operating cash flows for the time being and, if not, why not?	
	Answer: N/A	
8.8.2	Has the entity taken any steps, or does it propose to take any steps, to raise further cash to fund its operations and, if so, what are those steps and how likely does it believe that they will be successful?	
	Answer: N/A	
8.8.3	Does the entity expect to be able to continue its operations and to meet its business objectives and, if so, on what basis?	
	Answer: N/A	
	<i>Note: where item 8.7 is less than 2 quarters, all of questions 8.8.1, 8.8.2 and 8.8.3 above must be answered.</i>	

Compliance statement

- 1 This statement has been prepared in accordance with accounting standards and policies which comply with Listing Rule 19.11A.
- 2 This statement gives a true and fair view of the matters disclosed.

Date: 27 April 2026

Authorised by: the Board of Raiden Resources Limited

Notes

1. This quarterly cash flow report and the accompanying activity report provide a basis for informing the market about the entity's activities for the past quarter, how they have been financed and the effect this has had on its cash position. An entity that wishes to disclose additional information over and above the minimum required under the Listing Rules is encouraged to do so.
2. If this quarterly cash flow report has been prepared in accordance with Australian Accounting Standards, the definitions in, and provisions of, AASB 6: *Exploration for and Evaluation of Mineral Resources* and AASB 107: *Statement of Cash Flows* apply to this report. If this quarterly cash flow report has been prepared in accordance with other accounting standards agreed by ASX pursuant to Listing Rule 19.11A, the corresponding equivalent standards apply to this report.
3. Dividends received may be classified either as cash flows from operating activities or cash flows from investing activities, depending on the accounting policy of the entity.
4. If this report has been authorised for release to the market by your board of directors, you can insert here: "By the board". If it has been authorised for release to the market by a committee of your board of directors, you can insert here: "By the [name of board committee – eg Audit and Risk Committee]". If it has been authorised for release to the market by a disclosure committee, you can insert here: "By the Disclosure Committee".

Mining exploration entity or oil and gas exploration entity quarterly cash flow report

5. If this report has been authorised for release to the market by your board of directors and you wish to hold yourself out as complying with recommendation 4.2 of the ASX Corporate Governance Council's *Corporate Governance Principles and Recommendations*, the board should have received a declaration from its CEO and CFO that, in their opinion, the financial records of the entity have been properly maintained, that this report complies with the appropriate accounting standards and gives a true and fair view of the cash flows of the entity, and that their opinion has been formed on the basis of a sound system of risk management and internal control which is operating effectively.

For personal use only