

Platina's vision is to become a leading exploration company by exploring our high-potential projects and leveraging cutting-edge technology, innovative strategies, and the knowledge of our highly skilled technical team.

platinaresources.com.au

ASX: PGM

Highlights

- Advanced fully funded 2026 exploration strategy across the Laverton gold portfolio, with >20,000m of drilling planned across Mt McKenna, Sunrise Bore and Mt Morgans South.
- Commenced Phase 2 and Phase 3 drilling at Mt McKenna, targeting extensions to the 1.5km mineralised structure and newly defined structural targets – drilling results are due in June quarter.
- Ground gravity and aeromagnetic surveys refined the geological model at Mt McKenna and generated multiple new high-priority drilling targets.



Projects

Mt McKenna Project

Laverton Region, Western Australia

Platina's 100% owned Mt McKenna Project covers 174km², located within Western Australia's Eastern Goldfields. The project lies 13km east of the township of Laverton, in close proximity to Genesis Minerals' Laverton Project and 20km north-east of the Granny Smith Mine. The project is situated in a prime geological setting - greenstones traversed by major faults and intrusives conducive to hosting multi-million-ounce deposits in the Yilgarn Craton – see Figure 1.

During the quarter, exploration activities commenced at Mt McKenna as part of Platina's fully funded 2026 Laverton exploration program, which includes more than 20,000m of planned aircore (AC) and reverse circulation (RC) drilling across Mt McKenna, and at Sunrise Bore and Mt Morgans South once conditional acquisitions complete – see Figure 2.

Phase 2 AC drilling at Mt McKenna Target 2 commenced, with up to 4,500m designed to infill previous drill lines and test along-strike extensions of a 1,500m mineralised structure and associated arsenic anomalies identified in Phase 1 drilling completed in late 2025 – see Figure 3.

In parallel, a second ground gravity survey was completed across Targets 3, 4 and 5, alongside an aeromagnetic survey at Target 1. These programs have refined the geological model, supporting drill targeting and generating additional prospects. Two cultural heritage surveys were also completed across Targets 3, 4 and 5, enabling the next phase of drilling.

The ground gravity survey defined multiple structural drill targets across the high-priority Target 3, 4 and 5 areas. When integrated with existing geological and geophysical datasets, the results have enhanced understanding of subsurface architecture and potential controls on mineralisation.

The Phase 2 drilling was temporarily deferred after approximately 2,000m due to mechanical issues with the drill rig, with the remaining metres to be completed alongside Phase 3.

On 30 March 2026, Phase 3 AC drilling commenced across Targets 2, 3, 4 and 5, comprising up to 9,000m designed to test structures and anomalies identified through geological mapping and geophysical interpretation, including recent gravity data. More than 8,000m of drilling has been completed across the combined Phase 2 and Phase 3 AC programs and drilling is expected to be completed by the end of April.



Figure 1. Drilling at Mt McKenna.

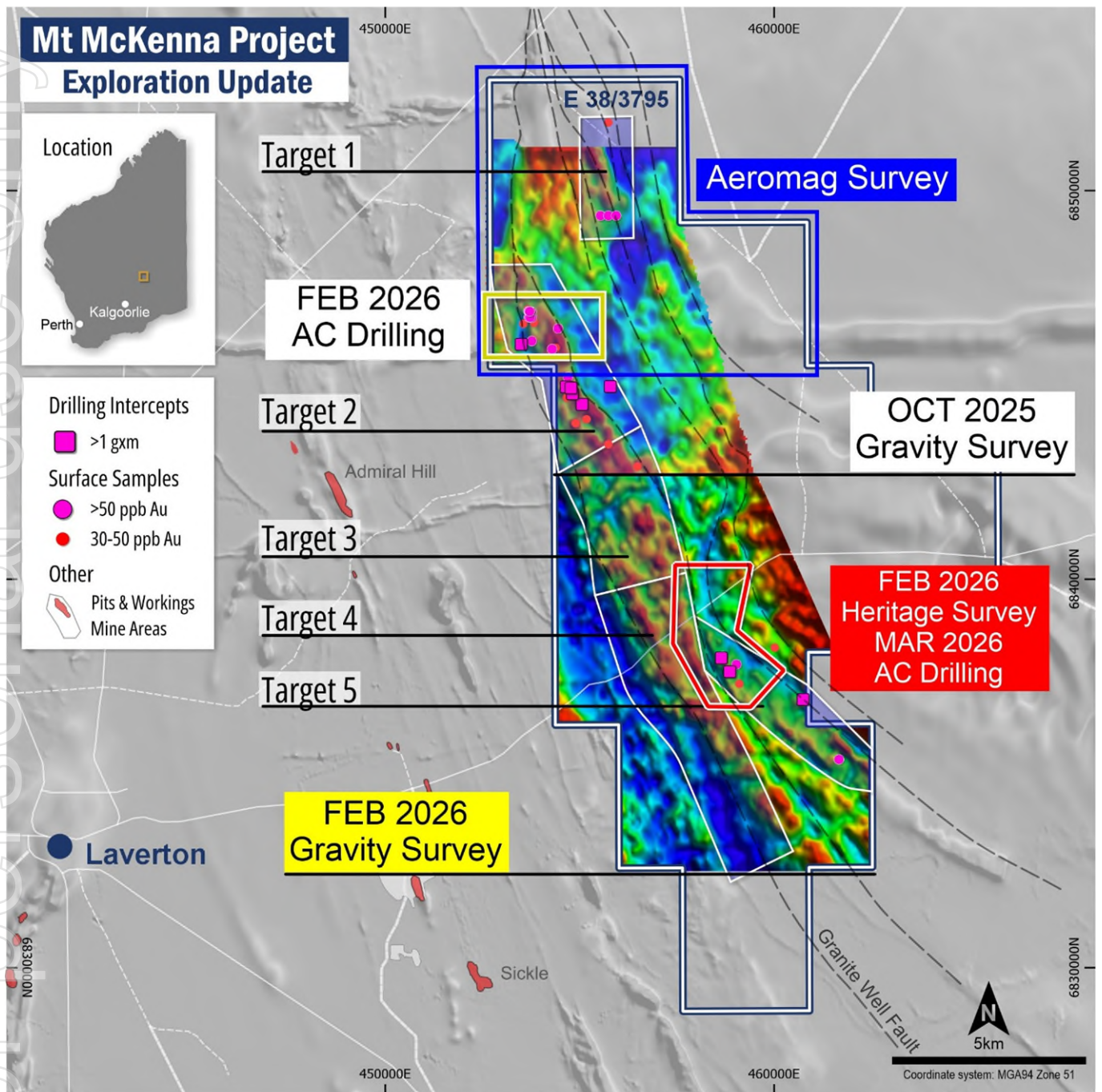


Figure 2. Mt McKenna Project location near Laverton with interpreted regional Granite Well fault and initial delineated target zones from historical data, underlain by Geological Survey of Western Australia (GSWA) - Total Magnetic Intensity (80m) 1VD of WA v1, 2020. Also, including the recently acquired 1 VD gravity imagery (Phase 1 & 2) and interpreted mineralised faults from mapping.

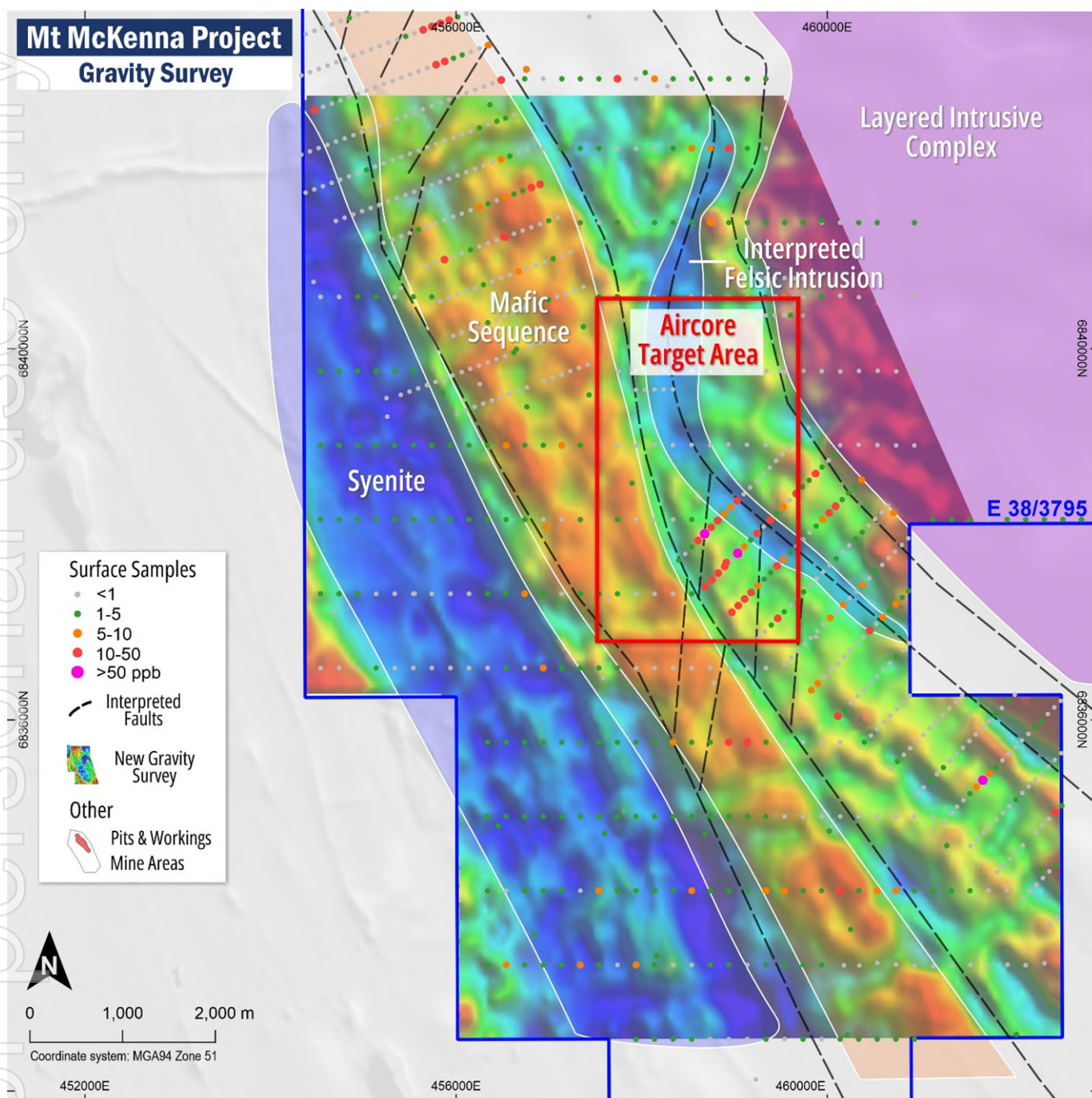


Figure 3. Map showing the recently acquired 1 VD gravity imagery, historical surface sampling and interpreted faults potentially associated with mineralisation at the Target 2 area underlain by faded GSWA's – Total Magnetic Intensity (80m) 1VD of WA v1, 2020.

Sunrise Bore Gold Project
Laverton Region, Western Australia

The conditional acquisition of the Sunrise Bore Project, which includes one Exploration Licence application covering 12km², will expand Platina’s tenement footprint in the Laverton mineral district.

The Sunrise Bore Gold Project is a key component of Platina’s broader Laverton district growth strategy, complementing the nearby Mt McKenna and Mt Morgans South projects – see Figure 4. Following completion of the acquisition, resource definition drilling is planned to target a highly prospective gold system within a proven mineralised corridor that has not been drilled since 1997.

Completion of the transaction remains subject to the grant of the Sunrise Bore tenement and the satisfactory completion of due diligence, both of which are anticipated prior to the end of the June quarter.

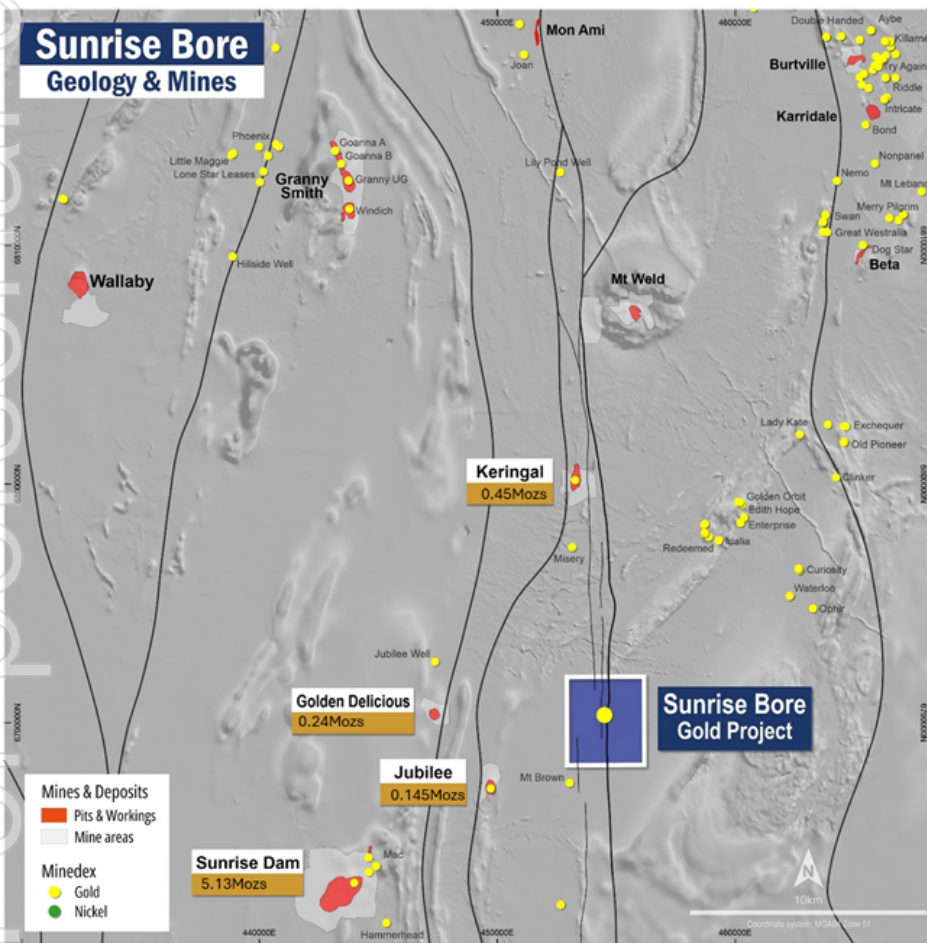


Figure 4. Map showing major faults and gold endowment of multiple previously mined deposits and current resources in proximity of the Sunrise Bore Project tenement. Underlain by Total Magnetic Intensity (80m) 1VD of WA v1, 2020.

Mt Morgans South Gold Project Laverton Region, Western Australia

Platina will expand its landholding in the Laverton mineral district to more than 312km² by acquiring (subject to completion) a 100% interest in the Mt Morgans South Gold Project from Genesis Minerals Limited. All exploration activities can be synergised with the Mt McKenna and Sunrise Bore projects due to its proximity.

The conditional acquisition of Mt Morgans South comprises four Exploration Licences and 14 Prospecting Licences, covering approximately 126.4km² and located around 35km southwest of Laverton – see Figure 5. The Mt McKenna and Mt Morgans South project areas are situated just 45km apart, providing strong regional synergies.

The Mt Morgans South Gold Project is expected to become an important component of Platina’s Laverton district strategy and is incorporated into the Company’s broader 2026 exploration plans. Following completion of the transaction, exploration and drilling activities will be advanced across a portfolio of shear- and intrusion-related gold targets. Completion of the transaction is anticipated in the June quarter.

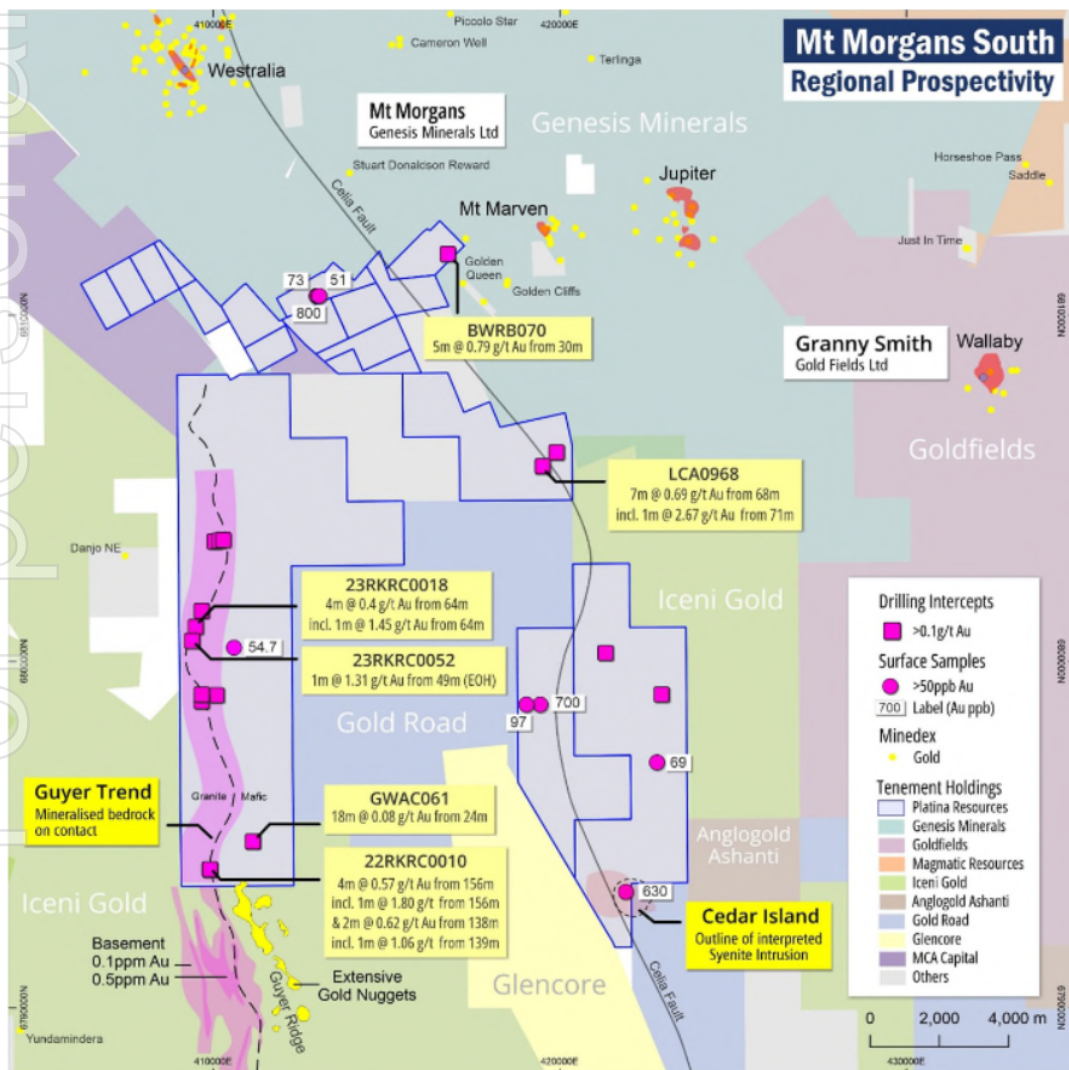


Figure 5. Map showing mineralised trends interpreted from historical exploration, Platina’s target areas to focus on near term exploration and tenement holdings of major gold players in the industry.

Beete Gold Project

Eastern Goldfields, Western Australia

The Beete Gold Project is situated within a historic high-grade mining district near Norseman, approximately 10km south of the Scotia gold deposit. Recent discoveries to the south further underscore the region's significant gold potential.

Further exploration including drilling is planned later in 2026, providing additional depth and optionality within Platina's gold portfolio.

Brimstone Project

Eastern Goldfields, Western Australia

The Brimstone Gold Project covers 70km² and is located 40km north-east of Kalgoorlie within a proven gold district in close proximity to the Penny's Find gold deposit and 25km from the Kanowna Belle gold mine.

Further drilling is required at Brimstone to expand the size of the Garibaldi deposit and the southern tenements which still require cultural heritage clearances prior to drilling (process underway). Platina is currently exploring some potential options on how it can best unlock value from the project where historical drilling has defined a strongly mineralised deposit at Garibaldi.

Jubilee Project

Yilgarn Craton, Western Australia

Jubilee is located within the prolific gold producing Yilgarn Craton, 15 kilometres east of Meekatharra.

The tenement application remains the subject of native title negotiations in respect of a suitable heritage agreement as required for the grant to proceed. Once granted, the company anticipates the immediate lodging of a program of work paving the way for exploration activities to commence.

Binti Binti Project

Eastern Goldfields, Western Australia

Binti Binti is located approximately 50km north-east of Kalgoorlie and 30km west of Northern Star's Carosue Dam Gold mine.

No site work was carried out in the reporting period.

Xanadu Gold Project

Ashburton Basin, Western Australia

Xanadu Tenement Sale Process.

Platina finalised the completion of the sale of the Xanadu Project to Kalamazoo Resources Limited (ASX: KZR) in February 2026. Platina received 1,250,000 ordinary shares in KZR and retains a 1% Net Smelter Royalty. An additional \$500,000 will be payable should Kalamazoo define an Indicated JORC resource of at least 250,000oz at >0.5g/t Au across the Xanadu tenements within five years.

Corporate

Cash

At the end of the March 2026 quarter, Platina had A\$10.259 million in cash.

Managing Director Resignation

During the quarter, Managing Director and CEO, Mr Corey Nolan, tendered his resignation and in line with his contract, provided three months' notice. The Company has commenced a recruitment process for a new Managing Director and CEO.

ASX Additional Information

ASX Listing Rule 5.3.1: Exploration and Evaluation Expenditure (capitalised and expensed) during the quarter was \$697,000. Full details of exploration activity during the quarter are set out in this report.

ASX Listing Rule 5.3.2: There were no substantive mining production and development activities during the quarter.

ASX Listing Rule 5.3.5: A total of \$146,464 was paid to related parties during the quarter comprising the Managing Director and CEO's salary and Non-Executive Director fees.

References to previous ASX releases

The information in this report that relates to exploration results were last reported by the company in compliance with the 2012 Edition of the JORC Australasian Code for Reporting of Exploration Results, Mineral Resources and Ore Reserves in market releases dated as follows:

- 4 September 2025 New exploration prospects defined at Beete Project, Western Australia
- 20 October 2025 Sunrise Bore Gold Project expands Laverton landholding in WA
- 26 November 2025 Aircore drilling underway at Mt McKenna Gold Project
- 20 January 2026 Mt Mc Kenna Gold project: Aircore drilling identifies 1.5km mineralised structure

The Company confirms that it is not aware of any new information or data that materially affects the information included in the market announcements referred to above and further confirms that all material assumptions underpinning the exploration results contained in those market releases continue to apply and have not materially changed.

This announcement has been authorised by Mr Corey Nolan, Managing Director of Platina Resources Limited.

For further information, please contact:

Corey Nolan, Managing Director
Tel: (+61) 7 5580 9094
Email: admin@platinaresources.com.au

Tenement Interests

Disclosures required under ASX Listing Rule 5.3.3

1. Mining tenements held at the end of the quarter and their location:

| Tenement ID | Area | Location | Ownership | % Ownership |
|-------------|-----------------------------|---------------|-----------|-------------|
| E 38/3795 | Mt Mckenna | WA, Australia | PGM | 100 |
| E 51/2132 | Jubilee, Murchison Province | WA, Australia | PGM | Not granted |
| M 27/501 | Brimstone | WA, Australia | PGM | 100 |
| E 27/568 | Brimstone | WA, Australia | PGM | 100 |
| P 27/2393 | Brimstone | WA, Australia | PGM | 100 |
| L 27/98 | Brimstone | WA, Australia | PGM | 100 |
| E 27/702 | Brimstone | WA, Australia | PGM | Not Granted |
| E 25/615 | Brimstone | WA, Australia | PGM | Not Granted |
| P 27/2658 | Brimstone | WA, Australia | PGM | Not Granted |
| P 27/2659 | Brimstone | WA, Australia | PGM | Not Granted |
| E 25/630 | Brimstone | WA, Australia | PGM | Not Granted |
| E 27/716 | Brimstone | WA, Australia | PGM | Not Granted |
| E 63/2193 | Beete | WA, Australia | PGM | 100 |
| E 28/3172 | Binti Binti | WA, Australia | PGM | 100 |

2. Mining tenements disposed of or expired during the quarter and their location.

| Tenement ID | Area | Location | Ownership | % Ownership |
|-------------|-----------------------------|---------------|-----------|-------------|
| E 52/3711 | Peak Hill – Ashburton Basin | WA, Australia | PGM | 100 |
| E 52/3763 | Peak Hill – Ashburton Basin | WA, Australia | PGM | 100 |
| E 52/3692 | Peak Hill – Ashburton Basin | WA, Australia | PGM | 100 |
| P 52/1592 | Peak Hill – Ashburton Basin | WA, Australia | PGM | 100 |
| P 52/1593 | Peak Hill – Ashburton Basin | WA, Australia | PGM | 100 |
| P 52/1594 | Peak Hill – Ashburton Basin | WA, Australia | PGM | 100 |
| P 52/1595 | Peak Hill – Ashburton Basin | WA, Australia | PGM | 100 |
| P 52/1596 | Peak Hill – Ashburton Basin | WA, Australia | PGM | 100 |
| P 52/1597 | Peak Hill – Ashburton Basin | WA, Australia | PGM | 100 |
| P 52/1598 | Peak Hill – Ashburton Basin | WA, Australia | PGM | 100 |

3. Beneficial percentage interest held in farm-in or farm-out agreements at end of the quarter and beneficial percentage interests in farm-in or farm-out agreements acquired or disposed of during the quarter.

References to JORC Mineral Resources in Quarterly Report

| Project / Owner / Source | Category | kt | g/t Au | Kozs |
|--------------------------------|---------------|--------|--------|-------|
| Magnetic Resources Ltd | Indicated | 29,130 | 1.83 | 1,715 |
| Lady Julie Gold Project | Inferred | 11,590 | 1.62 | 624 |
| 23-Jun-25 | Total | 40,720 | 1.77 | 2,318 |
| Genesis Minerals Limited | Measured | 390 | 1.7 | 21 |
| Laverton Gold Project* | Indicated | 48,000 | 1.5 | 2,300 |
| 10-Jun-25 | Inferred | 26,000 | 2.1 | 1,600 |
| | Total | 73,000 | 1.7 | 3,900 |
| Goldfields | Measured | 2,231 | 5.6 | 400 |
| Granny Smith Project | Indicated | 13,190 | 4.7 | 2,010 |
| Annual Report 2024 | Inferred | 8,140 | 5.6 | 1,475 |
| | Total | 23,561 | 5.13 | 3,889 |
| Anglo Ashanti | Measured | 32,290 | 1.75 | 1,760 |
| Sunrise Dam | Indicated | 25,790 | 1.87 | 1,550 |
| 31-Dec-24 | Inferred | 27,660 | 2.04 | 1,820 |
| | Total | 85,740 | 1.9 | 5,130 |
| Regis Resources Ltd | Measured | 14,000 | 0.8 | 360 |
| Duketon Gold Project | Indicated | 32,000 | 1.4 | 1,430 |
| 31-Dec-24 | Inferred | 14,000 | 1.5 | 680 |
| | Total | 59,000 | 1.3 | 2,480 |
| Genesis Minerals | Indicated | 24,000 | 1.7 | 1,300 |
| Westralia & Jupiter Resources# | Inferred | 14,500 | 1.4 | 630 |
| 30-Jun-25 | Total | 37,500 | 1.7 | 1,920 |
| AngloGold Ashanti Ltd | Measured | 1,140 | 1.28 | 50 |
| Golden Delicious Deposit | Indicated | 4,750 | 1.16 | 180 |
| 31-Dec-20 | Inferred | 460 | 0.95 | 10 |
| | Total | 6,360 | 1.17 | 240 |
| Placer (Granny Smith) Pty Ltd | Indicated | 1,601 | 2.82 | 145 |
| Jubilee Deposit | | | | |
| 1-Jan-01 | Total | 1,601 | 2.82 | 145 |
| Placer Exploration Ltd | Unspecified** | 7,265 | 1.94 | 453 |
| Keringal Deposit | | | | |
| 1-Jan-94 | Total | 7,265 | 1.94 | 453 |

- Genesis Minerals Laverton project acquired from Focus Minerals
- # Mt Morgans includes Westralia and Jupiter Resources
- ** Keringal resource is estimated that 70% should be indicated and above but no reference to it

Appendix 5B

Mining exploration entity or oil and gas exploration entity quarterly cash flow report

Name of entity

PLATINA RESOURCES LIMITED

ABN

25 119 007 939

Quarter ended ("current quarter")

31 March 2026

| Consolidated statement of cash flows | Current quarter \$A'000 | Year to date (9 months) \$A'000 |
|---|------------------------------------|--|
| 1. Cash flows from operating activities | | |
| 1.1 Receipts from customers | - | - |
| 1.2 Payments for | | |
| (a) exploration & evaluation | (697) | (1,588) |
| (b) development | - | - |
| (c) production | - | - |
| (d) staff costs | (241) | (614) |
| (e) administration and corporate costs | (117) | (474) |
| 1.3 Dividends received (see note 3) | - | - |
| 1.4 Interest received | 23 | 239 |
| 1.5 Interest and other costs of finance paid | - | - |
| 1.6 Income taxes paid | - | - |
| 1.7 Government grants and tax incentives | - | 56 |
| 1.8 Other - other income | - | - |
| 1.9 Net cash from / (used in) operating activities | (1,032) | (2,381) |
| 2. Cash flows from investing activities | | |
| 2.1 Payments to acquire: | | |
| (a) entities | (3) | (373) |
| (b) tenements | - | - |
| (c) property, plant and equipment | - | - |
| (d) exploration & evaluation | - | - |
| (e) investments | - | - |
| (f) other non-current assets | (3) | (3) |

Mining exploration entity or oil and gas exploration entity quarterly cash flow report

| Consolidated statement of cash flows | | Current quarter \$A'000 | Year to date (9 months) \$A'000 |
|--------------------------------------|---|----------------------------|---------------------------------------|
| 2.2 | Proceeds from the disposal of: | | |
| | (a) entities | - | - |
| | (b) tenements | - | 1,512 |
| | (c) property, plant and equipment | - | - |
| | (d) investments | - | 126 |
| | (e) other non-current assets | - | - |
| 2.3 | Cash flows from loans to other entities | - | - |
| 2.4 | Dividends received (see note 3) | - | - |
| 2.5 | Other – Refund of security deposit | - | - |
| 2.5 | Other – GST paid on acquisition | - | - |
| 2.6 | Net cash from / (used in) investing activities | (6) | 1,262 |

| | | | |
|-------------|---|----------|------------|
| 3. | Cash flows from financing activities | | |
| 3.1 | Proceeds from issues of equity securities (excluding convertible debt securities) | - | - |
| 3.2 | Proceeds from issue of convertible debt securities | - | - |
| 3.3 | Proceeds from exercise of options | - | - |
| 3.4 | Transaction costs related to issues of equity securities or convertible debt securities | - | - |
| 3.5 | Proceeds from borrowings | - | - |
| 3.6 | Repayment of borrowings | - | - |
| 3.7 | Transaction costs related to loans and borrowings | - | - |
| 3.8 | Dividends paid | - | - |
| 3.9 | Other (share issue costs) | - | (5) |
| 3.10 | Net cash from / (used in) financing activities | - | (5) |

| | | | |
|-----------|--|---------|---------|
| 4. | Net increase / (decrease) in cash and cash equivalents for the period | | |
| 4.1 | Cash and cash equivalents at beginning of period | 11,294 | 11,402 |
| 4.2 | Net cash from / (used in) operating activities (item 1.9 above) | (1,032) | (2,381) |
| 4.3 | Net cash from / (used in) investing activities (item 2.6 above) | (6) | 1,262 |
| 4.4 | Net cash from / (used in) financing activities (item 3.10 above) | - | (5) |

Mining exploration entity or oil and gas exploration entity quarterly cash flow report

| Consolidated statement of cash flows | | Current quarter \$A'000 | Year to date (9 months) \$A'000 |
|--------------------------------------|---|----------------------------|---------------------------------------|
| 4.5 | Effect of movement in exchange rates on cash held | 3 | (19) |
| 4.6 | Cash and cash equivalents at end of period | 10,259 | 10,259 |

| 5. Reconciliation of cash and cash equivalents at the end of the quarter (as shown in the consolidated statement of cash flows) to the related items in the accounts | | Current quarter \$A'000 | Previous quarter \$A'000 |
|---|--|----------------------------|-----------------------------|
| 5.1 | Bank balances | 759 | 1,794 |
| 5.2 | Call deposits | 9,500 | 9,500 |
| 5.3 | Bank overdrafts | - | - |
| 5.4 | Other (provide details) | - | - |
| 5.5 | Cash and cash equivalents at end of quarter (should equal item 4.6 above) | 10,259 | 11,294 |

6. Payments to related parties of the entity and their associates

| | | |
|-----|---|--|
| 6.1 | Aggregate amount of payments to related parties and their associates included in item 1 | |
| 6.2 | Aggregate amount of payments to related parties and their associates included in item 2 | |

**Current quarter
\$A'000**

146

-

Note: if any amounts are shown in items 6.1 or 6.2, your quarterly activity report must include a description of, and an explanation for, such payments.

Mining exploration entity or oil and gas exploration entity quarterly cash flow report

| 7. Financing facilities | Total facility amount at quarter end \$A'000 | Amount drawn at quarter end \$A'000 |
|---|---|--|
| <i>Note: the term "facility" includes all forms of financing arrangements available to the entity. Add notes as necessary for an understanding of the sources of finance available to the entity.</i> | | |
| 7.1 Loan facilities | N/A | N/A |
| 7.2 Credit standby arrangements | | |
| 7.3 Other (please specify) | | |
| 7.4 Total financing facilities | | |
| 7.5 Unused financing facilities available at quarter end | | |
| 7.6 Include in the box below a description of each facility above, including the lender, interest rate, maturity date and whether it is secured or unsecured. If any additional financing facilities have been entered into or are proposed to be entered into after quarter end, include a note providing details of those facilities as well. | | |

| 8. Estimated cash available for future operating activities | \$A'000 |
|---|----------------|
| 8.1 Net cash from / (used in) operating activities (item 1.9) | (1,032) |
| 8.2 Payments for exploration & evaluation classified as investing activities (item 2.1(d)) | - |
| 8.3 Total relevant outgoings (item 8.1 + item 8.2) | (1,032) |
| 8.4 Cash and cash equivalents at quarter end (item 4.6) | 10,259 |
| 8.5 Unused finance facilities available at quarter end (item 7.5) | - |
| 8.6 Total available funding (item 8.4 + item 8.5) | 10,259 |
| 8.7 Estimated quarters of funding available (item 8.6 divided by item 8.3) | 9.94 |
| <i>Note: if the entity has reported positive relevant outgoings (ie a net cash inflow) in item 8.3, answer item 8.7 as "N/A". Otherwise, a figure for the estimated quarters of funding available must be included in item 8.7.</i> | |
| 8.8 If item 8.7 is less than 2 quarters, please provide answers to the following questions: | |
| 8.8.1 Does the entity expect that it will continue to have the current level of net operating cash flows for the time being and, if not, why not? | |
| Answer: N/A. | |
| 8.8.2 Has the entity taken any steps, or does it propose to take any steps, to raise further cash to fund its operations and, if so, what are those steps and how likely does it believe that they will be successful? | |
| Answer: N/A. | |
| 8.8.3 Does the entity expect to be able to continue its operations and to meet its business objectives and, if so, on what basis? | |
| Answer: N/A. | |
| <i>Note: where item 8.7 is less than 2 quarters, all of questions 8.8.1, 8.8.2 and 8.8.3 above must be answered.</i> | |

Compliance statement

- 1 This statement has been prepared in accordance with accounting standards and policies which comply with Listing Rule 19.11A.
- 2 This statement gives a true and fair view of the matters disclosed and has been authorised for release by the Board.

Date: 28 April 2026

Authorised by: The Board

Notes

1. This quarterly cash flow report and the accompanying activity report provide a basis for informing the market about the entity's activities for the past quarter, how they have been financed and the effect this has had on its cash position. An entity that wishes to disclose additional information over and above the minimum required under the Listing Rules is encouraged to do so.
2. If this quarterly cash flow report has been prepared in accordance with Australian Accounting Standards, the definitions in, and provisions of, *AASB 6: Exploration for and Evaluation of Mineral Resources* and *AASB 107: Statement of Cash Flows* apply to this report. If this quarterly cash flow report has been prepared in accordance with other accounting standards agreed by ASX pursuant to Listing Rule 19.11A, the corresponding equivalent standards apply to this report.
3. Dividends received may be classified either as cash flows from operating activities or cash flows from investing activities, depending on the accounting policy of the entity.
4. If this report has been authorised for release to the market by your board of directors, you can insert here: "By the board". If it has been authorised for release to the market by a committee of your board of directors, you can insert here: "By the [name of board committee – eg Audit and Risk Committee]". If it has been authorised for release to the market by a disclosure committee, you can insert here: "By the Disclosure Committee".
5. If this report has been authorised for release to the market by your board of directors and you wish to hold yourself out as complying with recommendation 4.2 of the ASX Corporate Governance Council's *Corporate Governance Principles and Recommendations*, the board should have received a declaration from its CEO and CFO that, in their opinion, the financial records of the entity have been properly maintained, that this report complies with the appropriate accounting standards and gives a true and fair view of the cash flows of the entity, and that their opinion has been formed on the basis of a sound system of risk management and internal control which is operating effectively.