

28 April 2026

ACTIVITIES REPORT FOR THE QUARTER ENDED 31 MARCH 2026

HIGHLIGHTS

- **MAJOR RESOURCE UPGRADE – 62% OF GIMLET RESOURCE NOW IN INDICATED CATEGORY**
 - 62% of the 112,900oz Gimlet Resource upgraded to Indicated, significantly increasing confidence and advancing the project toward development.
- **STRATEGIC REFOCUS TO WESTERN AUSTRALIA GOLD**
 - Portfolio streamlined to a WA gold focus, including exit from the Nimba Project, simplifying the business and improving market alignment.
- **ACQUISITION OF HIGHLY PROSPECTIVE BARLEE GOLD PROJECT**
 - Agreement executed to acquire 100% of the ~300km² Barlee Gold Project, with historical drilling identifying anomalous gold, nickel and lithium-tin geochemistry in an underexplored greenstone belt.
- **HIGH-GRADE DRILLING CONFIRMS GIMLET AS A DEVELOPMENT ASSET**
 - High-grade results including 4m @ 102.06 g/t Au, 2m @ 47.52 g/t Au, 1m @ 68.49 g/t Au, 14m @ 7.58 g/t Au and 14m @ 3.28 g/t Au support the resource upgrade and development potential.
- **SUCCESSFUL \$5.6M CAPITAL RAISE – WELL FUNDED WITH STRONG DIRECTOR SUPPORT**
 - \$5.6m capital raise completed with strong demand, including \$600k of director participation, to fund WA gold strategy.

STRATEGIC REFOCUS, PORTFOLIO SIMPLIFICATION & BOARD CHANGES: Refer ASX Announcement 30 January 2026

Strategic Refocus – Western Australia Gold

The Board notes that gold exploration, development and production portfolios located in Western Australia continue to command a valuation premium on the ASX relative to offshore gold assets, reflecting:

- Jurisdictional certainty and regulatory transparency;
- Strong domestic investor familiarity and funding depth;
- Established infrastructure and service ecosystems; and
- Proven pathways from exploration through to development and production.

The Board considers a simplified, Australia-centric strategy essential to rebuilding market confidence and providing a clear, investable platform for long-term shareholder value creation.

Portfolio Simplification and Exit from Offshore Assets.

As part of this strategic refocus, the Company has agreed to exit its joint venture interest in the Liberia- based Nimba Gold Project.

The exit removes ongoing funding obligations, eliminates offshore operating risk, and allows management to fully concentrate on Australian assets. As part of the agreed terms, First Au will exchange its 35% shareholding in 79 Resources Ltd for a 2% Net Smelter Return (NSR) royalty over the Nimba licence, preserving potential upside exposure without further capital commitment or operational involvement. The royalty may be repurchased, on the option of Hamak, by Hamak for US\$1m per 1% of NSR at any time in the future.

Board Restructure**Chair and Director Role Transition.**

To facilitate the strategic refocus, current Non-Executive Chairman Mr Daniel Raihani will transition to Executive Chairman. Mr Lei Shi will transition from Executive Director to Non-Executive Director.

Appointment of Non-Executive Director – The Company announced the appointment of Mr Piers Lewis as Non-Executive Director effective 29 January 2026. Mr Lewis has over 25 years’ corporate advisory experience across Australia, Asia and Europe. He qualified as a Chartered Accountant with Deloitte (Perth) in 2001 and has held senior roles with Credit Suisse (London), Mizuho International, ABN Amro and NAB Capital.

Resignation of Non-Executive Director - Mr Nicholas Karl Smithson.

DRILL-FOR-EQUITY PROGRAM AT GIMLET AT \$0.005/SHARE:**APPENDIX 2A – APPLICATION FOR QUOTATION OF SECURITIES:** Refer ASX Announcements 30 January 2026

FAU committed to 100% drill-for-equity program at Gimlet at \$0.005/share to advance high-grade gold project: Refer Announcement 8 July 2025

FAU entered into a drill- for-equity agreement with Newcam Minerals Pty Ltd (“Newcam”) for the resource drilling program at the Gimlet Gold Project, located near Kalgoorlie, Western Australia.

FAU has issued 162,501,460 shares to Newcam Minerals Pty Ltd, with 100% of costs paid in shares at A\$0.005 per share. This was Announced to the market on 30 January 2026 via lodgement of two Appendix A’s for quotation of 132,000,000 shares and 30,501,460 shares. Total 162,501,460 shares. This arrangement allowed FAU to preserve cash while rapidly advancing Gimlet with a value-accretive drilling campaign targeting near-term development.

FAU Announced 17 November 2025:

- Infill drilling of >4,000m completed at Gimlet high-grade gold project, Kalgoorlie region, Western Australia. As set out in that Announcement: RC infill drilling was proposed to drill new holes in an area with existing wide-spaced drill holes and gridlines. This is to reduce the hole spacing between the current drill holes and gridlines, to increase the sample number density. The aim of the drilling infill holes was to increase the confidence on mineral resource and ore body knowledge, in addition to better defining to ore zone continuity on the existing current inferred mineral resource to indicated mineral resource at the Gimlet prospect. Most of the samples collected from infill drillholes were dry, and had a good sample recovery.
- Samples were collected and ready for lab submission, assays to be expedited.
- Results will inform a refreshed Resource Estimate and may underpin mining studies.

FIRST AU COMPLETES \$5.6 MILLION CAPITAL RAISING TO ADVANCE WESTERN AUSTRALIAN GOLD STRATEGY: Refer ASX Announcement 2 February 2026

FAU announced that it had received firm commitments for a \$5.6m placement via the issue of 560,000,000 fully paid ordinary shares (“New Shares”) with one free attaching option for every two New Shares allocated in the placement, expiring 2 years from the date of issue with an exercise price of \$0.02 per option

The capital raise was successfully completed and well-funded. Directors participated in the capital raise.

Included in the Placement are subscriptions from the Directors of \$600,000 (subject to shareholder approval). The subscriptions are as follows:

- Daniel Raihani (Executive Chairman) \$350,000.
- Lei Shi (Non-Executive Director) \$150,000.
- Piers Lewis (Non-Executive Director) \$100,000.

FAU announced that proceeds would be directed toward:

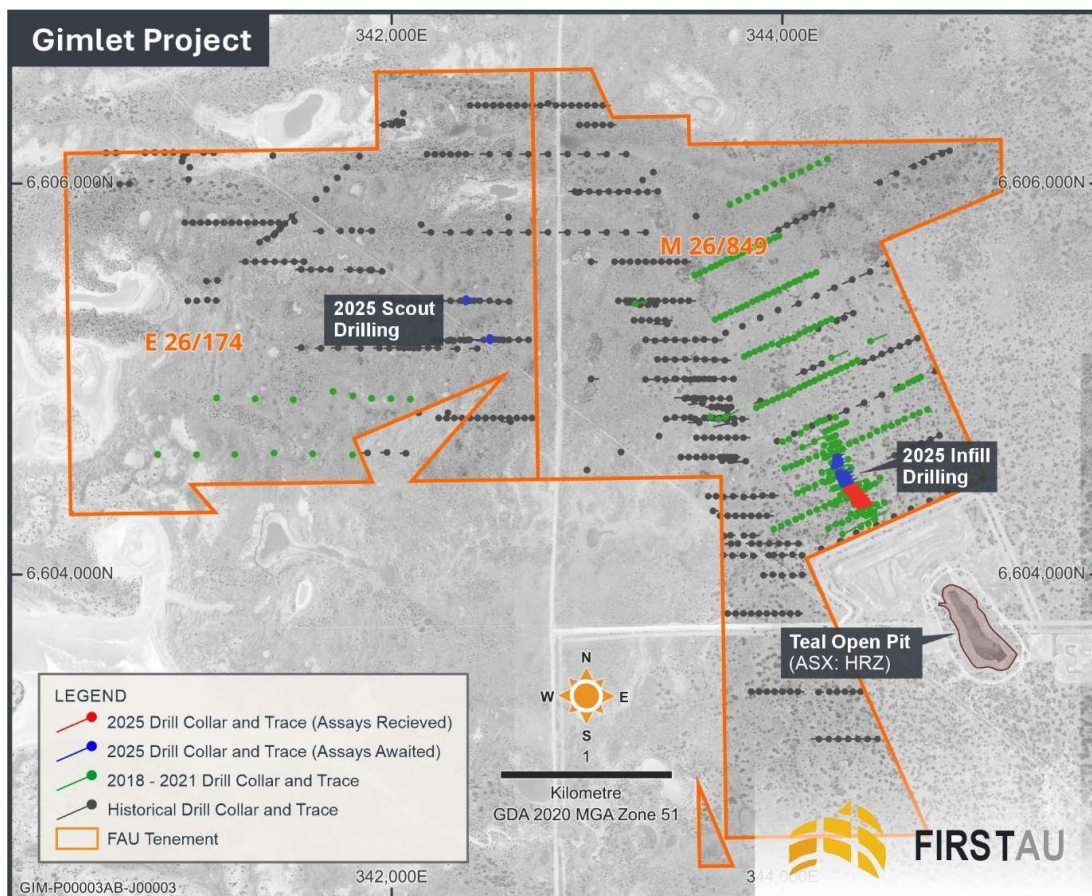
- Advancing exploration programs at the Gimlet Gold Project;
- Assessing additional Western Australia-based gold opportunities; and
- General working capital.

GIMLET PHASE 3 INFILL RC DRILLING CONFIRMS HIGH-GRADE GOLD DEPOSIT AND SUPPORTS RESOURCE UPGRADE: Refer ASX Announcement 2 February 2026

- **First batch of assay results from the Phase 3 drilling program at the Gimlet deposit comprises 44 holes for a total of 3,759m of RC drilling.**
- **Exceptionally high-grade intercepts were confirmed across the deposit with multiple holes returning significant intervals including:**
 - Drill hole 25GRC002 - **14m @ 3.28 g/t Au** from 47m including **2m @12.81 g/t** from 59m.
 - Drill hole 25GRC010 - **10m @8.47 g/t Au** from 44m including **2m @47.52 g/t Au** from 44m.
 - Drill hole 25GRC014 - **14m @ 7.58 g/t Au** from 33m including **4m @102.06 g/t Au from 33m.**
 - Drill hole 25GRC016- **15m @ 5.23g/t Au** from 87m including **1m @68.49 g/t Au** from 95m.
 - Drill hole 25GRC018 - **32m @2.23g/t Au** from 41m including **4m @11.32 g/t** from 62m.
 - Drill hole 25GRC024 - **8m @ 6.38g/t Au** from 41m including **1m @55.49 g/t** from 42m.
- **Diamond core drilling is now planned and is expected to provide metallurgical samples, structural insight and specific gravity measurements.**

FAU advised that it had received the first batch of assay results for the recent Reverse Circulation (RC) drilling program at the Gimlet Gold Project, located in the world-class Kalgoorlie region of Western Australia. Assay results for drillholes 25GRC001 to 25GRC0025 had been received, with the remaining assay results for 23 drillholes, 25GRC026 to 25GRC0048, anticipated to be received in early March.

The RC infill drilling by Newcam Minerals Pty Ltd was completed on mining lease M26/849 and comprised 44 RC holes totalling 3,759m, drilled on a 15m x 20m pattern. This infill drilling was designed to test areas of the deposit where historic drilling and grid coverage was wider spaced, by adding new drill holes between existing collars to reduce overall drill spacing and increase sample density. The aim of the program was to improve confidence in the geological interpretation and continuity of mineralisation, and to support a potential upgrade of the existing Gimlet Mineral Resource from Inferred to Indicated classification.



Collar positions of the 2025 drilling on M26/849 and adjoining E26/174 (red & blue dots)

FIRST AU TO ACQUIRE HIGHLY PROSPECTIVE BARLEE GOLD PROJECT IN WESTERN AUSTRALIA: Refer ASX Announcement 18 March 2026

- **Binding agreement executed to acquire 100% of the Barlee Gold Project.**
- **Project covers approximately 300km² within the underexplored Marda–Evanston Greenstone Belt in the Yilgarn Craton.**
- **Located immediately north of the Evanston Gold Camp within a belt that has produced more than 2Moz of gold.**
- **Historical aircore drilling has identified anomalous gold, nickel and lithium-tin geochemistry.**
- **Extensive transported cover and salt lake sediments have limited historical exploration, presenting a compelling frontier exploration opportunity.**

FAU announced that it has entered into a binding agreement to acquire 100% of the Barlee Gold Project (“Barlee” or “the Project”) located approximately 260km north of the Southern Cross Goldfield in Western Australia. The acquisition will be completed through the purchase of 100% of the issued capital of Regent Resources Pty Ltd (“Regent”), which holds the project tenements. The project is located 260km north of the Southern Cross Goldfield and lies immediately north of the Evanston Gold Camp and the Gwendolyn Mining Centre. The Barlee Gold Project covers an area of ~300km² with much of the surrounding tenure controlled by Leeuwin Minerals Ltd (ASX:LM1) and previously mined by Ramelius Resources.

The consideration payable to the Sellers is:

(a) \$1,000,000 in cash, payable as follows:

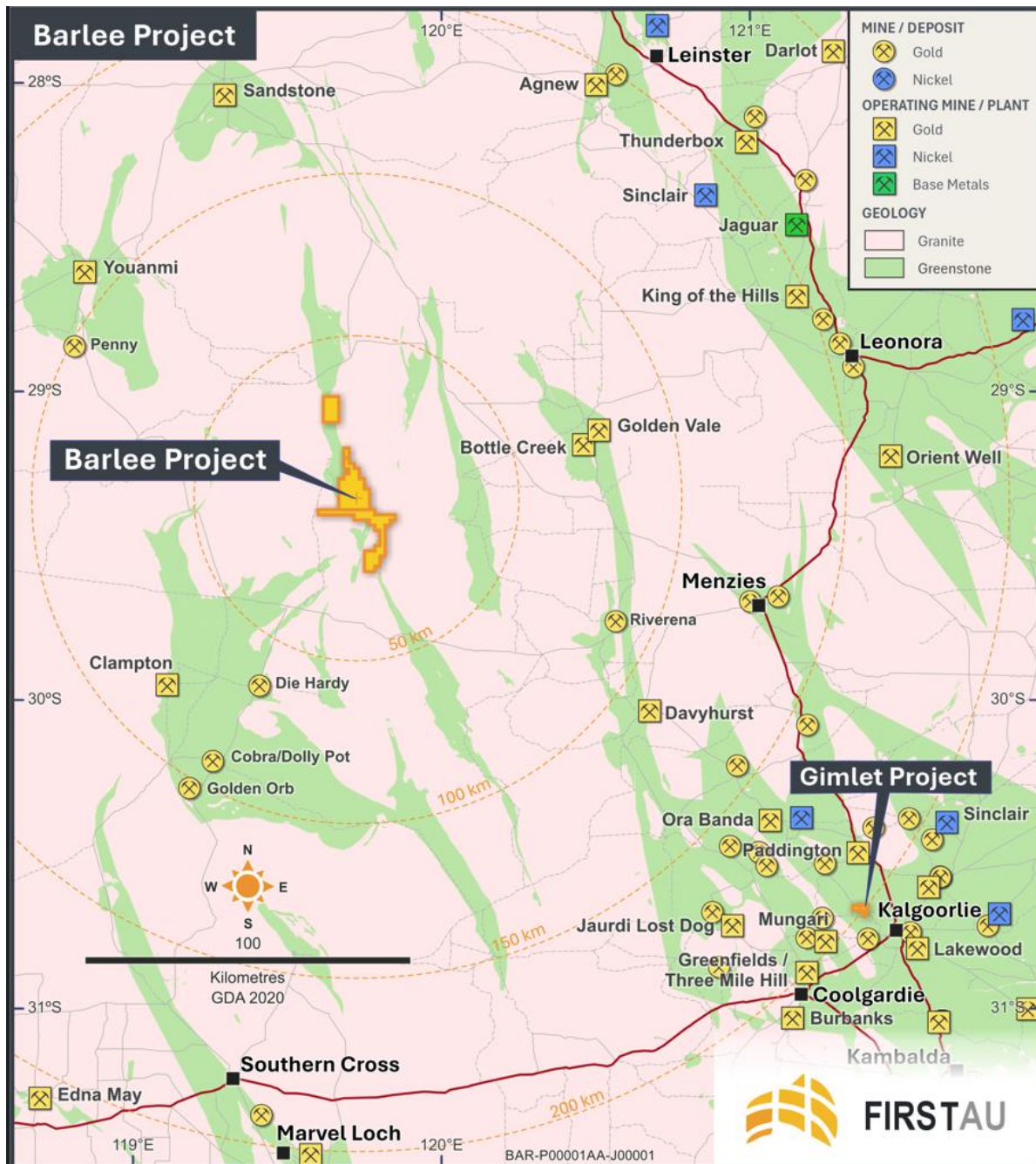
- (i) \$500,000 on completion of the Acquisition (Completion); and
- (ii) \$500,000 on the date that is 12 months after Completion; and

(b) subject to shareholder approval under Listing Rule 7.1, the issue of \$1,250,000 in fully paid ordinary shares in FAU based on the 20-day VWAP prior to Completion.

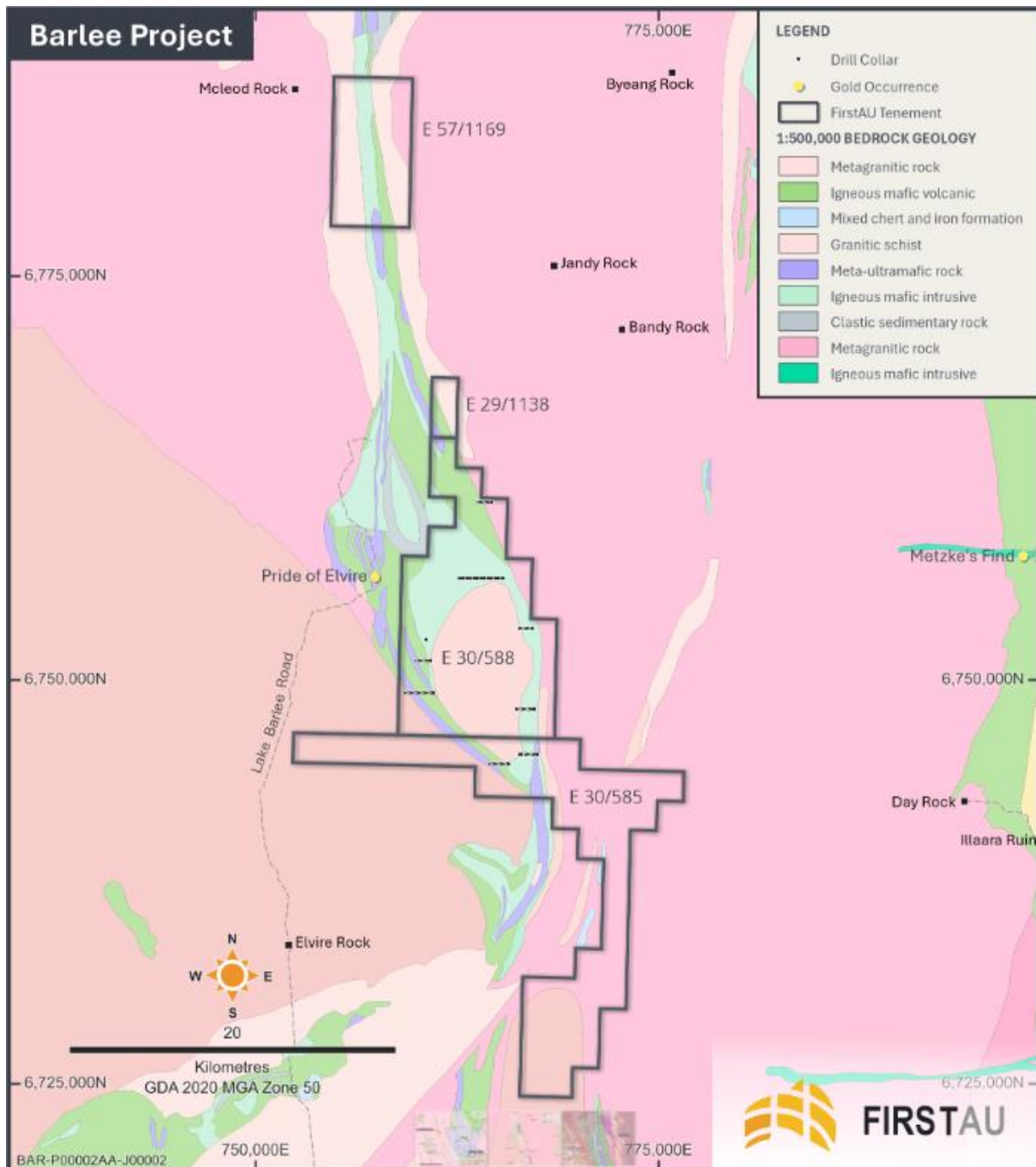
The Acquisition agreement contains conditions precedent and additional provisions considered standard for an agreement of this nature.

The Project lies in the northern portion of the Marda-Evanston Greenstone Belt which has historically produced >2moz of gold. Despite this endowment, the Barlee tenure remains significantly underexplored due to extensive transported cover and salt lake sediments obscuring much of the underlying geology.

For personal use only



Location of the Barlee Project with respect to other WA mining and exploration projects.



1:500k GSWA Geology illustrating the greenstone / tonalite Interaction that drives FAU's appreciation of the geological setting, particularly in E30/558

MAIDEN INDICATED GOLD RESOURCE AT GIMLET - 62% NOW IN INDICATED CATEGORY: Refer ASX Announcement 16 April 2026

- Updated JORC Mineral Resource Estimate ("MRE") for the Gimlet Project of 1.58 Mt @ 2.22 g/t Au for 112,900 oz (0.5 g/t Au cut-off).
- 62% of the Resource now classified as Indicated (1.0 Mt @ 2.12 g/t Au for 70,400 oz), up from 100% Inferred previously.

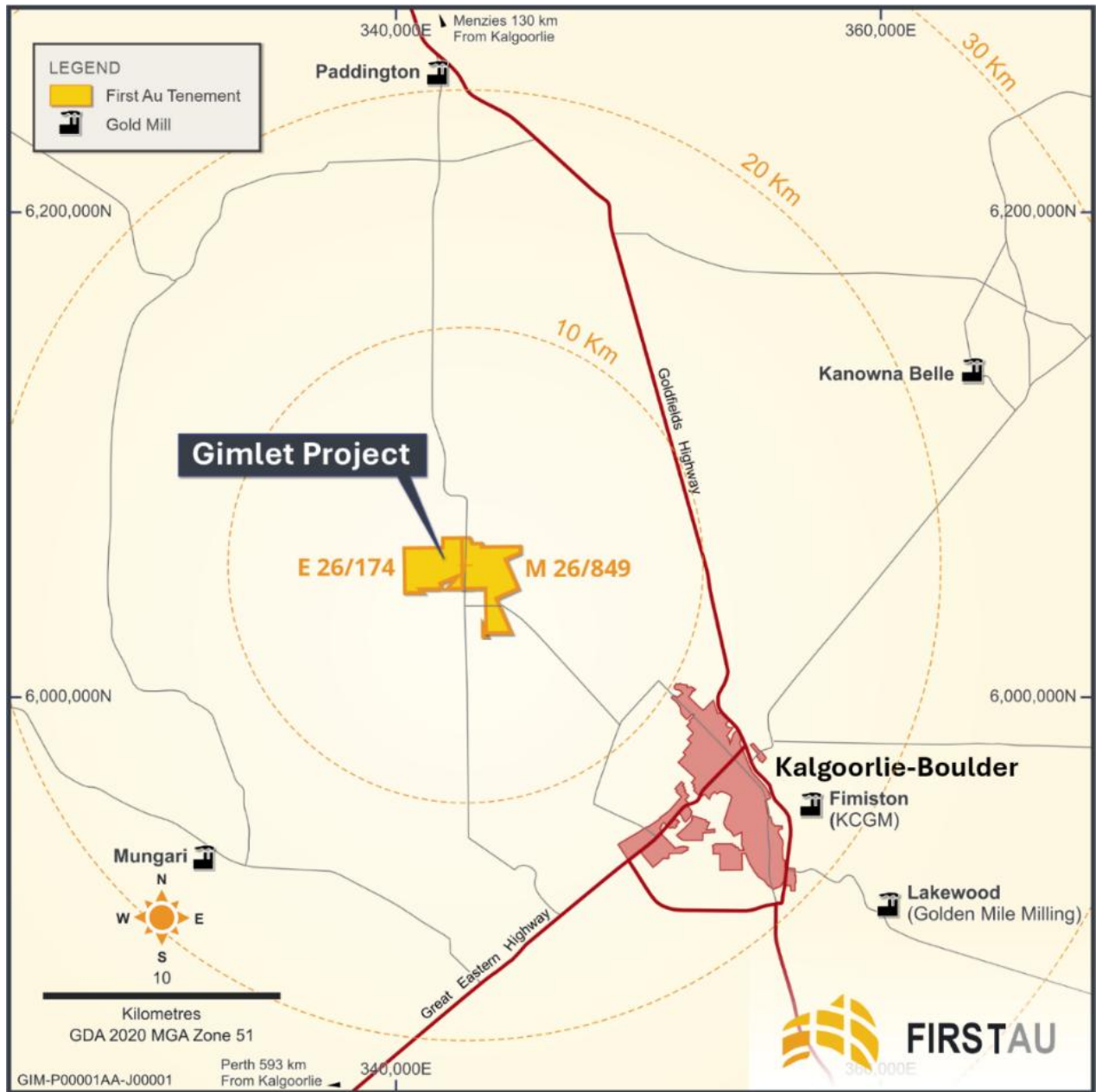
- **Upgrade driven by recent infill RC drilling (2025–2026), improving geological confidence and continuity.**
- **Recent drilling highlights include:**
 - **5m @ 16.68 g/t Au (25GRC010).**
 - **12m @ 9.77 g/t Au (25GRC043).**
 - **14m @ 5.57 g/t Au (25GRC016).**
 - **4m @ 7.70 g/t Au (25GRC026).**
- **Results confirm high-grade zones and strong continuity within the Gimlet mineralised system.**
- **Upgrade to Indicated Resource unlocks a clear pathway to development, positioning the Gimlet Project for potential near-term mining studies and development assessment.**
- **Located within trucking distance of multiple operating mills, supporting potential low-capex development pathways.**
- **The Company is advancing concept-level studies, including metallurgical, mining, geotechnical and environmental workstreams, while evaluating third-party processing options in the Kalgoorlie region.**

FAU announced an updated JORC Mineral Resource Estimate for its 100%-owned Gimlet Gold Project, located 15 km northwest of Kalgoorlie in Western Australia (Figure 1). The updated Mineral Resource totals 1.58 Mt @ 2.22 g/t Au for 112,900 ounces at a 0.5 g/t Au cut-off grade. Importantly, 62% of the resource has now been classified as Indicated, representing a substantial increase in confidence compared to the previous Mineral Resource estimate (refer ASX announcement dated 23 June 2021), which was entirely classified as Inferred.

This upgrade follows recent infill RC drilling, which has increased confidence in the existing MRE. This infill drilling was completed on Mining Lease M26/849 (refer ASX announcement dated 2 February 2026) and has improved geological continuity and resource definition, and provides a strong foundation for advancing the Project toward development studies.

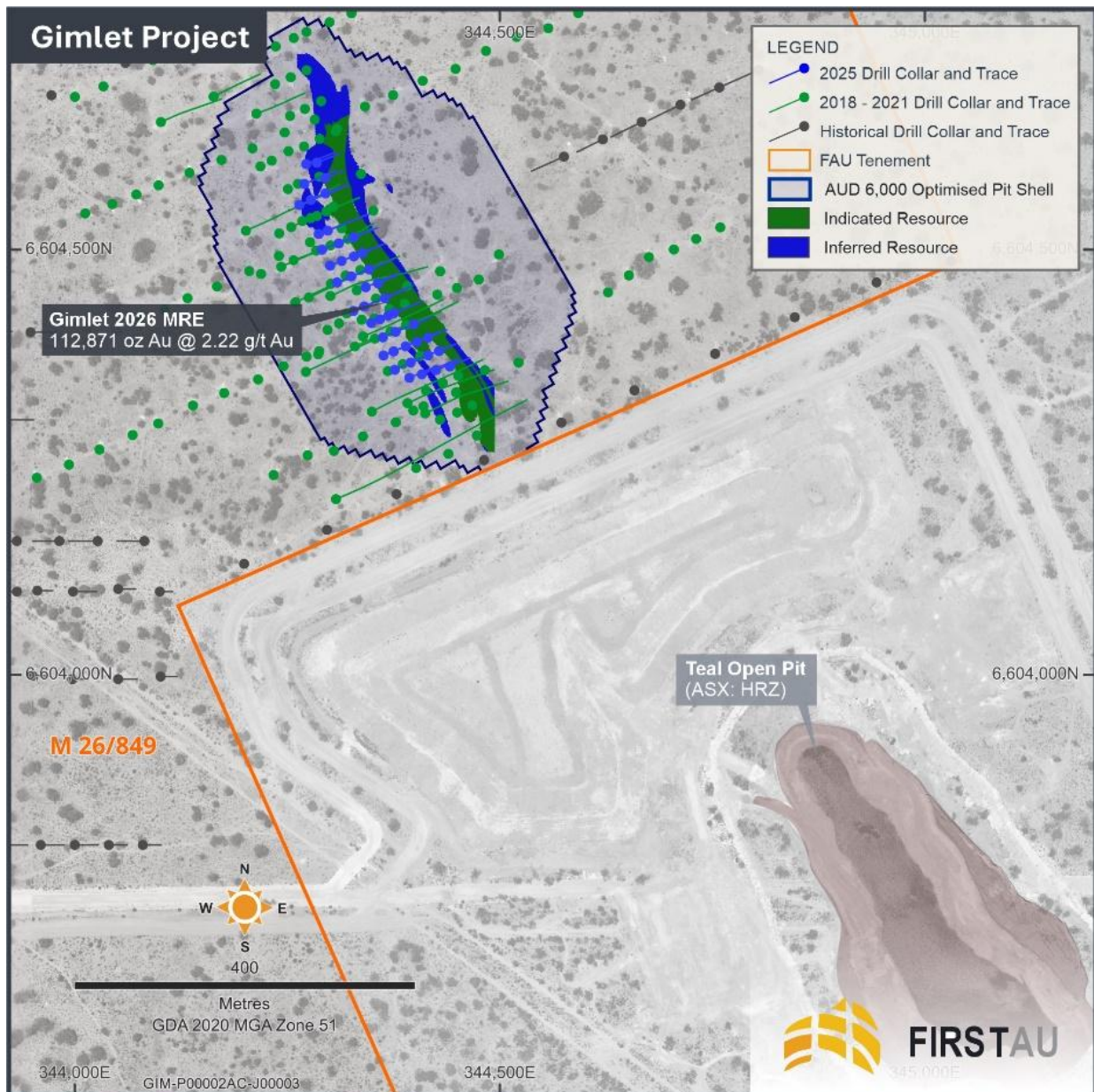
Next Steps:

- The updated Mineral Resource provides a strong foundation for advancing the Gimlet Project toward development.
- Advance scoping-level technical studies, including metallurgical, mining and geotechnical studies.
- Commencement of environmental baseline work to support future development activities.
- Assessment of development and processing pathways, including third-party processing options in the Kalgoorlie region.
- Ongoing work programs aimed at advancing Gimlet toward potential development and generating further news flow.



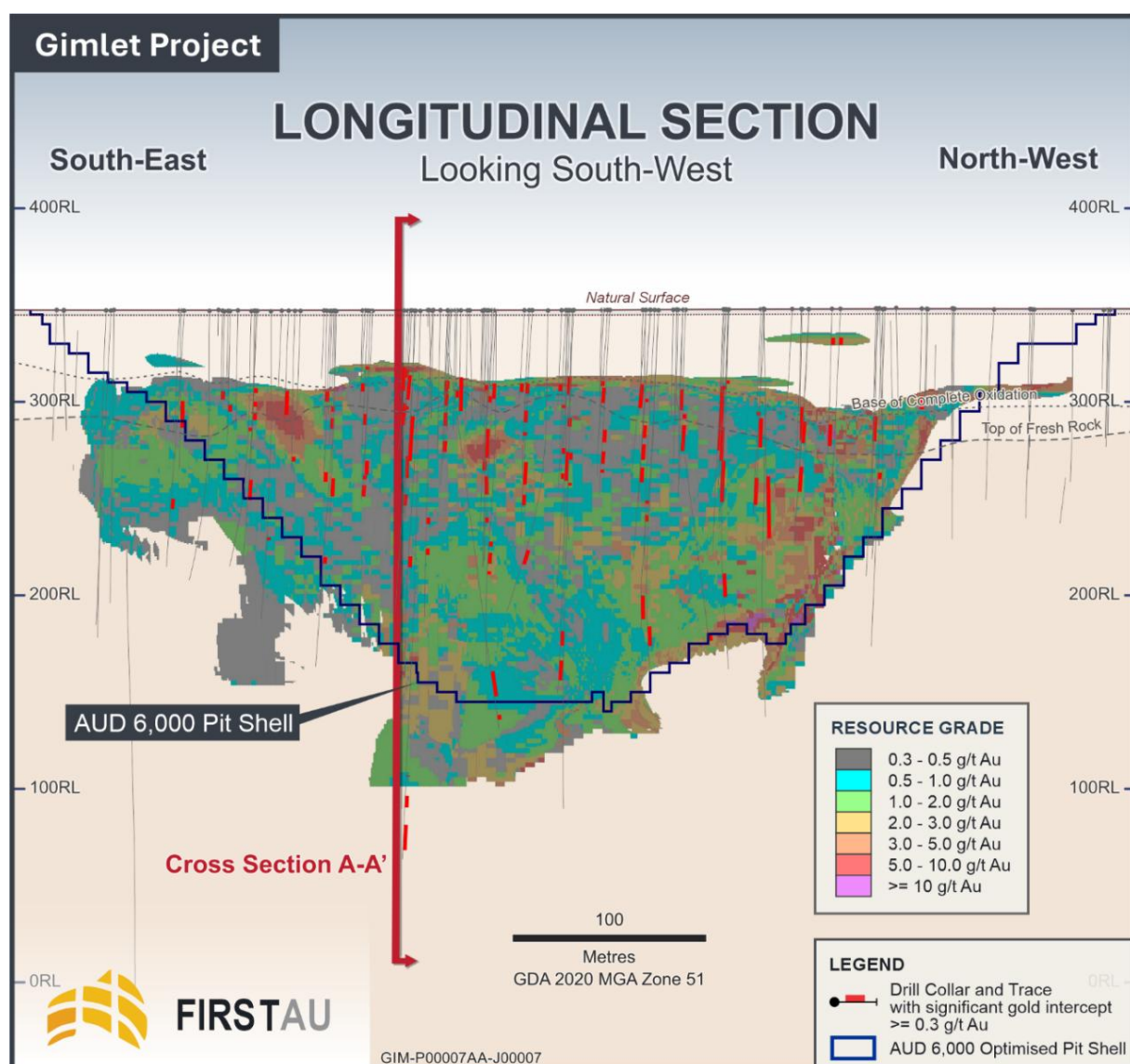
Gimlet Gold Project location map

For personal use only



Gimlet 2026 Mineral Resource Location Map

For personal use only



Gimlet 2026 Mineral Resource Long Section View

Mineral Resource Estimate

Based on the estimate provided by Widenbar using a 0.5 g/t Au cut-off grade, the total Gimlet resource currently contains 1.6 Mt @ 2.22 g/t Au for 112,871 oz (Table 1). This is the Maiden Indicated Resource Estimate for the Gimlet deposit, with 62% of total resources currently classified as Indicated.

Table 1. Gimlet April 2026 Updated JORC Mineral Resource Estimate

Gimlet 2026 Mineral Resource Estimate				
Class	Au cut-off (g/t)	Tonnes (Kt)	Au (g/t)	Au Ounces
Indicated	0.5	1,034	2.12	70,400
Inferred	0.5	549	2.41	42,500
Total	0.5	1,583	2.22	112,900

The updated Mineral Resource reflects a reduction in total ounces compared to the previous estimate, primarily due to updated geological constraints and classification criteria, resulting in a higher-confidence resource base with 62% now classified as Indicated (refer to ASX announcement dated 23 June 2021).

ABOUT FIRST AU LIMITED:

FAU is an advanced gold and base metals exploration company listed on the Australian Securities Exchange (ASX:FAU) pursuing gold opportunities in Western Australia, including its 100% owned Gimlet Gold project.

ANNOUNCEMENTS COVERED IN THIS QUARTERLY REPORT:

Reference should be made to the original Announcement for full details covered in the Announcement. This Quarterly Report only covers a summary of the respective Announcements.

EXPLORATION RESULTS – ANNOUNCEMENTS:

The information in this Quarterly Report that relates to Exploration Results was extracted from the following reports which are all available at the following web sites:

<https://www.firstau.com/investors/#investor-asx>

<https://hotcopper.com.au/asx/fau/announcements/>

1. *23 June 2021: JORC Resource increases at Gimlet to Inferred Resource of 120,000 ounces Au.*
2. *8 July 2025: FAU committed to 100% drill-for-equity program with Newcam Minerals Pty Ltd at Gimlet at \$0.005/share to advance high-grade gold project.*
3. *17 November 2025: Infill drilling completed at Gimlet high-grade gold project, Kalgoorlie region, Western Australia.*
4. *2 February 2026: Gimlet phase 3 infill RC drilling confirms high-grade gold deposit and supports resource upgrade.*
5. *18 March 2026: First AU to acquire highly prospective Barlee Gold Project in Western Australia.*
6. *16 April 2026: Maiden indicated gold resource at Gimlet - 62% now in indicated category*

The Company confirms that it is not aware of any new information or data that materially affects the information included in the original market announcement. The Company confirms that the form and context of the respective competent persons' findings in relation to those reports have not been materially modified from the original market announcement.

Tenement Schedule - as at 31 March 2026

Tenement #	Note	Tenement name	Title Holder	Tenement Ownership	State Country	Acquired during the Quarter	Disposed during the Quarter
E26/174	-	Gimlet	FAU	FAU 100%	WA	-	-
M26/849	-	Gimlet	FAU	FAU 100%	WA	-	-
EL006816	-	Haunted Stream	Jacquian Pty Ltd	FAU 100%	VIC	-	-
EL006975	-	Haunted Stream Extension	Victorian Goldfields Pty Ltd	FAU 100%	VIC	-	-
EL006976	-	Dargo High Plains	Victorian Goldfields Pty Ltd	FAU 100%	VIC	-	-
EL006977	-	Dogwood	Victorian Goldfields Pty Ltd	FAU 100%	VIC	-	-
EL007335	-	Snowstorm Extension	Victorian Goldfields Pty Ltd	FAU 100%	VIC	-	-
EL5422	-	Dargo	Victorian Goldfields Pty Ltd	FAU 100%	VIC	-	-
EL008058	-	King Cassilis	East Victoria Goldfields Pty Ltd	FAU 56%	VIC	-	-
MEL7012725	1	Nimba Gold Project	79 Resources Inc	FAU 35%	Liberia West Africa	-	Yes

Note 1: Refer ASX Announcement 30 January 2026 - Strategic Refocus, Portfolio Simplification & Board Changes. As part of this strategic refocus, the Company agreed to exit its joint venture interest in the Liberia-based Nimba Gold Project.

Financial Analysis of selected items within Appendix 5B

Aggregate amount of payments to related parties and their associates excluding GST included in item 6.1 of Appendix 5B for the Quarter ended 31 March 2026 represented by:

Directors' fees paid of \$92k includes fees owing and unpaid as at 31 December 2025:

- Daniel Raihani: \$66k
- Karl Smithson (Resigned 30 January 2026): \$26k

For personal use only

Authorised for release by the Board of Directors.

Enquiries in relation to this Quarterly Report please contact:

Daniel Raihani info@firstau.com +61 8 6555 2950

Investor relations – Corporate Storytime

Lucas Robinson

Paul Berson

Phone +61 408 228 889

Phone +61 421 647 445

lucas@corporatestorytime.com

paul@corporatestorytime.com

For personal use only

Appendix 5B

Mining exploration entity or oil and gas exploration entity quarterly cash flow report

Name of entity

FIRST AU LIMITED (ASX: FAU)

ABN

65 000 332 918

Quarter ended ("current quarter")

31 March 2026

Consolidated statement of cash flows	Current quarter \$A'000	Year to date (3 months) \$A'000
1. Cash flows from operating activities		
1.1 Receipts from customers	-	-
1.2 Payments for		
(a) exploration & evaluation	(197)	(197)
(b) development	-	-
(c) production	-	-
(d) staff costs	-	-
(e) administration and corporate costs	(149)	(149)
1.3 Dividends received (see note 3)	-	-
1.4 Interest received	5	5
1.5 Interest and other costs of finance paid	-	-
1.6 Income taxes paid	-	-
1.7 Government grants and tax incentives	-	-
1.8 Other (provide details if material)	6	6
1.8 Other – GST Refund	82	82
1.9 Net cash from / (used in) operating activities	(253)	(253)
2. Cash flows from investing activities		
2.1 Payments to acquire or for:		
(a) entities	-	-
(b) tenements	-	-
(c) property, plant and equipment	-	-
(d) exploration & evaluation	-	-
(e) investments	-	-
(f) other non-current assets	-	-

Mining exploration entity or oil and gas exploration entity quarterly cash flow report

Consolidated statement of cash flows		Current quarter \$A'000	Year to date (3 months) \$A'000
2.2	Proceeds from the disposal of:		
	(a) entities	-	-
	(b) tenements	-	-
	(c) property, plant and equipment	-	-
	(d) investments	-	-
	(e) other non-current assets	-	-
2.3	Cash flows from loans to other entities	-	-
2.4	Dividends received (see note 3)	-	-
2.5	Other (provide details if material)	-	-
2.6	Net cash from / (used in) investing activities	-	-
3.	Cash flows from financing activities		
3.1	Proceeds from issues of equity securities (excluding convertible debt securities) Refer Announcement 2 February 2026	5,000	5,000
3.2	Proceeds from issue of convertible debt securities	-	-
3.3	Proceeds from exercise of options	-	-
3.4	Transaction costs related to issues of equity securities or convertible debt securities	(308)	(308)
3.5	Proceeds from borrowings	-	-
3.6	Repayment of borrowings Insurance Premium Funding	(11)	(11)
3.7	Transaction costs related to loans and borrowings	-	-
3.8	Dividends paid	-	-
3.9	Other (provide details if material) Advance refunded - Nimba Gold Project Liberia, West Africa	100	100
3.10	Net cash from / (used in) financing activities	4,781	4,781
4.	Net increase / (decrease) in cash and cash equivalents for the period	4,528	4,528
4.1	Cash and cash equivalents at beginning of period	158	158
4.2	Net cash from / (used in) operating activities (item 1.9 above)	(253)	(253)

Mining exploration entity or oil and gas exploration entity quarterly cash flow report

Consolidated statement of cash flows		Current quarter \$A'000	Year to date (3 months) \$A'000
4.3	Net cash from / (used in) investing activities (item 2.6 above)	-	-
4.4	Net cash from / (used in) financing activities (item 3.10 above)	4,781	4,781
4.5	Effect of movement in exchange rates on cash held	-	-
4.6	Cash and cash equivalents at end of period	4,686	4,686

5.	Reconciliation of cash and cash equivalents at the end of the quarter (as shown in the consolidated statement of cash flows) to the related items in the accounts	Current quarter \$A'000	Previous quarter \$A'000
5.1	Bank balances	4,686	158
5.2	Call deposits	-	-
5.3	Bank overdrafts	-	-
5.4	Other (provide details)	-	-
5.5	Cash and cash equivalents at end of quarter (should equal item 4.6 above)	4,686	158

6.	Payments to related parties of the entity and their associates	Current quarter \$A'000
6.1	Aggregate amount of payments to related parties and their associates included in item 1	92
6.2	Aggregate amount of payments to related parties and their associates included in item 2	-

Note: if any amounts are shown in items 6.1 or 6.2, your quarterly activity report must include a description of, and an explanation for, such payments.

Mining exploration entity or oil and gas exploration entity quarterly cash flow report

7. Financing facilities <i>Note: the term "facility" includes all forms of financing arrangements available to the entity. Add notes as necessary for an understanding of the sources of finance available to the entity.</i>	Total facility amount at quarter end \$A'000	Amount drawn at quarter end \$A'000
7.1 Loan facilities	-	-
7.2 Credit standby arrangements	-	-
7.3 Other (please specify)	-	-
7.4 Total financing facilities	-	-
7.5 Unused financing facilities available at quarter end		-
7.6 Include in the box below a description of each facility above, including the lender, interest rate, maturity date and whether it is secured or unsecured. If any additional financing facilities have been entered into or are proposed to be entered into after quarter end, include a note providing details of those facilities as well.	N/A	

8. Estimated cash available for future operating activities	\$A'000
8.1 Net cash from / (used in) operating activities (item 1.9)	(253)
8.2 (Payments for exploration & evaluation classified as investing activities) (item 2.1(d))	-
8.3 Total relevant outgoings (item 8.1 + item 8.2)	(253)
8.4 Cash and cash equivalents at quarter end (item 4.6)	4,686
8.5 Unused finance facilities available at quarter end (item 7.5)	-
8.6 Total available funding (item 8.4 + item 8.5)	4,686
8.7 Estimated quarters of funding available (item 8.6 divided by item 8.3)	18.52
<i>Note: if the entity has reported positive relevant outgoings (ie a net cash inflow) in item 8.3, answer item 8.7 as "N/A". Otherwise, a figure for the estimated quarters of funding available must be included in item 8.7.</i>	
8.8 If item 8.7 is less than 2 quarters, please provide answers to the following questions:	
8.8.1 Does the entity expect that it will continue to have the current level of net operating cash flows for the time being and, if not, why not?	
Answer: N/A	
8.8.2 Has the entity taken any steps, or does it propose to take any steps, to raise further cash to fund its operations and, if so, what are those steps and how likely does it believe that they will be successful?	
Answer: N/A	

Mining exploration entity or oil and gas exploration entity quarterly cash flow report

8.8.3 Does the entity expect to be able to continue its operations and to meet its business objectives and, if so, on what basis?

Answer: N/A

Note: where item 8.7 is less than 2 quarters, all of questions 8.8.1, 8.8.2 and 8.8.3 above must be answered.

Compliance statement

- 1 This statement has been prepared in accordance with accounting standards and policies which comply with Listing Rule 19.11A.
- 2 This statement gives a true and fair view of the matters disclosed.

Date: 28 April 2026

Authorised by the Board
First Au Ltd

Notes

1. This quarterly cash flow report and the accompanying activity report provide a basis for informing the market about the entity's activities for the past quarter, how they have been financed and the effect this has had on its cash position. An entity that wishes to disclose additional information over and above the minimum required under the Listing Rules is encouraged to do so.
2. If this quarterly cash flow report has been prepared in accordance with Australian Accounting Standards, the definitions in, and provisions of, *AASB 6: Exploration for and Evaluation of Mineral Resources* and *AASB 107: Statement of Cash Flows* apply to this report. If this quarterly cash flow report has been prepared in accordance with other accounting standards agreed by ASX pursuant to Listing Rule 19.11A, the corresponding equivalent standards apply to this report.
3. Dividends received may be classified either as cash flows from operating activities or cash flows from investing activities, depending on the accounting policy of the entity.
4. If this report has been authorised for release to the market by your board of directors, you can insert here: "By the board". If it has been authorised for release to the market by a committee of your board of directors, you can insert here: "By the [name of board committee – eg Audit and Risk Committee]". If it has been authorised for release to the market by a disclosure committee, you can insert here: "By the Disclosure Committee".
5. If this report has been authorised for release to the market by your board of directors and you wish to hold yourself out as complying with recommendation 4.2 of the ASX Corporate Governance Council's *Corporate Governance Principles and Recommendations*, the board should have received a declaration from its CEO and CFO that, in their opinion, the financial records of the entity have been properly maintained, that this report complies with the appropriate accounting standards and gives a true and fair view of the cash flows of the entity, and that their opinion has been formed on the basis of a sound system of risk management and internal control which is operating effectively.