



Quarterly Report

For the quarter ending 31 March 2026

Grow production.
Build scale.
Return capital.

Brookside Energy Ltd
ACN 108 787 720
Level 1, 50 Kings Park Road
West Perth Western Australia 6005
Australia

ASX: BRK | OTC Pink: RDFEF

ASX Release 30 April 2026



QUARTERLY HIGHLIGHTS

Strong Reserve Growth and Replacement

Brookside reported a year-end 2025 reserves certification featuring 12.52 MMBOE of Total Proved plus Probable (2P) Net Reserves, providing multi-year production visibility. Proved Developed Producing (PDP) reserves grew 5%, while Total Proved (1P) reserves increased 7%, achieving a reserve replacement ratio of 122%.

Operations Underway at Suttles Two-Well Pad

Phase two development of the SWISH Area of Interest (AOI) is officially underway with the commencement of operations at the Suttles pad. Brookside has secured Rig 18 under an IADC contract with Kenai Drilling to drill the Sabres (Sycamore) and Whalers (Woodford) wells, both featuring 1.5-mile lateral sections. With earthworks and site preparation nearing completion and surface facility planning advanced, the Company is on track to maintain its peer-leading 90-day spud-to-sales cycle as it transitions to active drilling.

Financial Discipline and Capital Management

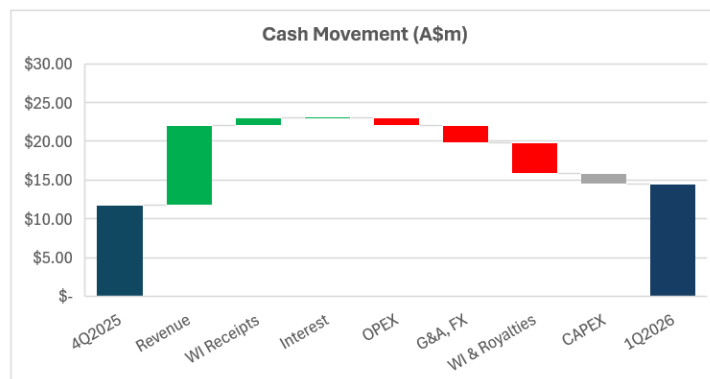
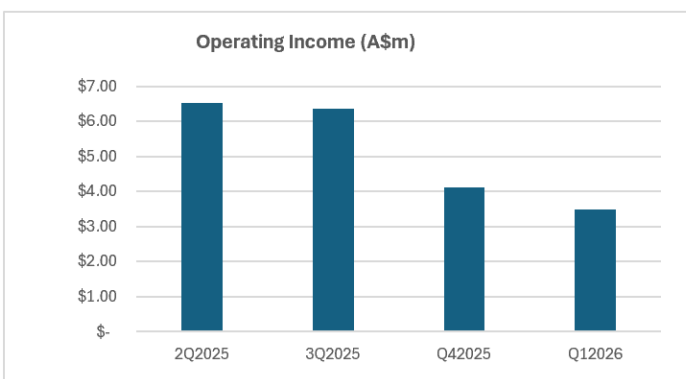
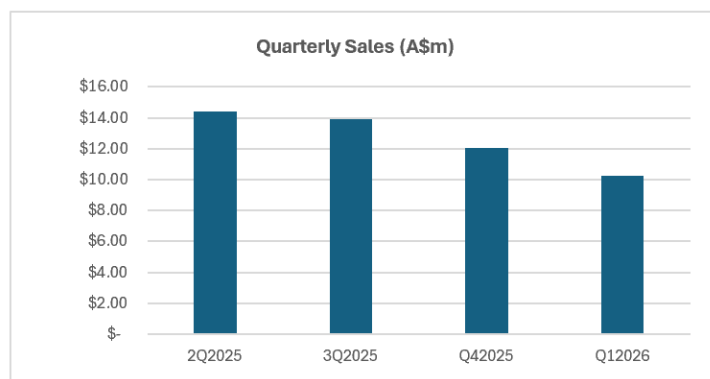
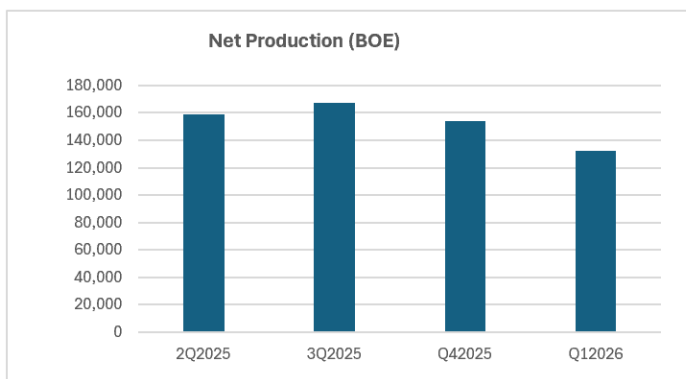
Brookside closed the March quarter with A\$14.54 million in cash, up from A\$11.82 million at the start of the quarter, generating A\$10.25 million in cash receipts and A\$3.48 million in net operating cash flow. The US\$25 million credit facility with UMB Bank remains fully undrawn, ensuring the upcoming Suttles two-well development program is fully funded. The on-market share buy-back program returned A\$187,000 to shareholders during the quarter, reflecting the Company's continued commitment to capital discipline and per-share value creation.

Strategic Catalysts and U.S. Listing

Brookside continues to progress its planned NYSE American ADS listing, aimed at addressing the valuation disconnect relative to U.S.-listed peers and broadening its exposure to North American investors. The Company has also expanded its position in the Anadarko Basin, including through an active leasing program in the new Riverbend AOI and ongoing spacing and pooling initiatives in the SWISH AOI. These efforts have increased Brookside's operated acreage footprint, supported by an inventory of high-quality undeveloped locations, largely within held-by-production units. This greater scale, together with consistent operational execution, positions the company for a potential valuation re-rating as investor awareness and market access improve.

PERFORMANCE SNAPSHOT

	1Q2026	4Q2025
Group Net Production for the quarter ¹	131,996 BOE (52% liquids)	154,228 BOE (55% liquids)
Group Net Production (daily average) ²	1,495 BOE	1,701 BOE
Gross Operated Production for the quarter	216,419 BOE (57% liquids)	250,753 BOE (59% liquids)
Quarterly Sales ³	A\$10,252,000	A\$12,035,379
Opening Cash	A\$11,820,000	A\$8,152,796
Operating Income	A\$3,477,000	A\$4,130,465
CAPEX, investment, other expenses ⁴	(A\$313,000)	A\$41,615
Finance, Share Buy-Back & Exchange Rate Movement	(A\$449,000)	(A\$506,000)
Cash at end of quarter ⁵	A\$14,535,000	A\$11,819,806



¹ Net production figures are volumes attributable to the Company's Working Interest and are net of royalties

² Net production (daily average) figures are volumes based on well producing days

³ Reported on a cash basis

⁴ Net of payments from Working Interest Partners

⁵ Cash as at 31 March 2026 (1st column), Cash as at 31 December 2025 (2nd column)

OPERATED ACTIVITY – SUTTLES TWO-WELL PAD

- Operations underway at the Suttles pad in the SWISH Area of Interest (AOI), Brookside's second multi-well pad development
- Rig 18 secured under an IADC contract with Kenai Drilling to drill the Sabres (Sycamore) and Whalers (Woodford) wells, both with 1.5-mile lateral sections
- On track to maintain the Company's peer-leading 90-day spud-to-sales cycle

STRONG RESERVE GROWTH AND FINANCIAL POSITION

- 12.52 MMBOE of Total Proved plus Probable (2P) Net Reserves independently certified by Haas & Cobb Petroleum Consultants as at 31 December 2025; PDP grew ~5% to 2.80 MMBOE; Total Proved (1P) grew ~7% to 5.33 MMBOE; PDP reserve replacement ratio of 121.7%
- A\$14.54 million cash at 31 March 2026 (up from A\$11.82 million at 1 January 2026); A\$10.25 million in quarterly cash receipts; net operating cash flow of A\$3.48 million;
- US\$25 million undrawn credit facility to facilitate growth initiatives

OPERATIONS REVIEW

Brookside entered 1Q2026 with a strong operational foundation across its operated SWISH Play portfolio. All nine operated wells continued to perform in line with expectations during the quarter, with the Bruins Well (Woodford, Carter County), which came online in 2Q2025, delivering a meaningful contribution to Group Net Production alongside the four FMDP wells and the earlier single-well developments. Two significant milestones were achieved during the quarter: the release of the Company's independently certified year-end 2025 reserves on 19 March 2026, and the formal commencement of site operations at the Suttles two-well pad on 26 March 2026, marking the start of Brookside's next phase of SWISH AOI development.

RESERVES UPDATE

Brookside released its independently certified year-end reserves report, prepared by Haas & Cobb Petroleum Consultants, confirming Total Proved plus Probable (2P) Net Reserves of 12.52 MMBOE as at 31 December 2025. The report reflected continued growth in the Company's reserve base, with Proved Developed Producing (PDP) reserves increasing by approximately 5% to 2.80 MMBOE and Total Proved (1P) reserves increasing by approximately 7% to 5.33 MMBOE.

The reserves update delivered a reserve replacement ratio of 122%, reflecting the ongoing performance of Brookside's operated SWISH wells and the disciplined progression of its development program. The report also confirmed a high-quality operated inventory of 19 Proved Undeveloped (PUD) locations, providing Brookside with a clear multi-year development runway across its operated acreage position.

Net Reserves				
(As at 12/31/2025)				
Reserve Class	Oil (bbl)	NGL (bbl)	Gas (Mcf)	BOE
Proved Developed Producing	596,421	852,230	8,091,402	2,797,218
Proved Developed Non-Producing	7,815	—	18,300	10,865
Proved Undeveloped	746,065	735,989	6,245,853	2,523,030
Total Proved	1,350,301	1,588,219	14,355,555	5,331,113
Probable Undeveloped	1,819,500	2,319,235	18,323,264	7,192,612
Grand Total	3,169,801	3,907,454	32,678,819	12,523,725

“Our 2026 reserves report shows steady progress in the development of our SWISH acreage position. Our operated wells continue to perform as expected and that performance is now translating into higher proved reserves. We increased our producing reserves while growing our overall reserve base modestly to 12.52 MMBOE. That outcome reflects both the quality of the rock and the disciplined way we are developing it.” — David Prentice, Managing Director & CEO

OPERATED ACTIVITY – SUTTLES TWO-WELL PAD

Brookside commenced site operations at the Suttles pad on 26 March 2026, with earthworks, pad preparation and lease access activities underway at the Company’s next two-well development location within the SWISH AOI in the Anadarko Basin, Oklahoma. The Suttles pad will host two wells drilled from a single location, the Sabres Well, targeting the Sycamore Formation, and the Whalers Well, targeting the Woodford Formation, each designed with approximately 1.5-mile lateral sections, planned in a similar orientation to the Continental Resources Courbet and Gapstow development areas immediately to the south. Rig 18 was secured under an IADC contract with Kenai Drilling, with the rig completing a two-well program in the Ardmore Basin before mobilising to the Suttles location.

Brookside’s wholly owned operating subsidiary, Black Mesa Energy, will drill, complete and operate the Sabres and Whalers wells, consistent with the Company’s first nine operated wells in the SWISH AOI, all of which were successfully drilled, completed and turned to sales. Following spacing and pooling, the Company anticipates a working interest of approximately 70%.

The current gross AFE for the two-well development program is approximately US\$18.5 million, inclusive of pad construction, drilling, completion and surface facility costs.

The Company expects the two wells to generate well-level returns consistent with Brookside’s investment hurdles. The program is fully funded from existing cash, cash flow and working-interest partner contributions, with any contingencies supported by the Company’s undrawn credit facility.

Once drilling commences, operations are expected to continue uninterrupted through the drilling and casing of both wells. Surface facility planning and procurement, including tank batteries, were well advanced as at quarter end, with construction scheduled for completion prior to rig mobilisation to support a seamless transition to production and first sales. Drilling was on track to commence in May 2026, consistent with the Company’s stated timeline.

Riverbend AOI

Brookside continued to advance the exciting Riverbend Area of Interest during the March quarter, with activity focused on leasing, title review, regulatory assessment and technical work aimed at consolidating an operated position.

The Company’s technical view of the Riverbend opportunity remains consistent with the December quarter. Brookside continues to view the approximately 24-square-mile Riverbend area as a potential source of complementary operated inventory within the Anadarko Basin.

Riverbend remains in the land, technical and regulatory consolidation phase, with initial reserve definition drilling to follow subject to acreage consolidation, permitting and commodity market conditions.



PRODUCTION AND CASH FLOW

The Company's gross operated production for the quarter averaged 2,404 BOE per day, with 1,495 BOE per day net to Brookside's Working Interest and after royalties. Production during the quarter was derived from all nine operated SWISH Play wells, including the Bruins Well, together with Brookside's non-operated interests in the Anadarko Basin.

	Total	Liquids
Gross Operated Volumes	216,419	57%
Group Net Volumes	131,996	52%

Group Net Production declined by approximately 14% quarter-on-quarter, from 154,228 BOE in the December quarter to 131,996 BOE in the March quarter. The decrease primarily reflected expected base decline across the Company's operated SWISH wells following a capital-light quarter in which no new wells were brought online. The Bruins Well continued to contribute meaningfully to Group Net Production, while the earlier Jewell, Rangers, Flames, Wolf Pack and FM DP wells followed expected decline profiles.

The liquids component of Group Net Production declined from 55% in the December quarter to 52% in the March quarter. This movement reflected the changing production mix across the existing well portfolio and remained within the Company's internal forecast range. Brookside continues to monitor well-level performance, reservoir pressure and liquids yields across the operated portfolio, with the objective of maximising recoveries and preserving margins ahead of the next phase of development at the Suttles pad.

*Brookside notes that the production-volume table in the December quarter report included figures that were inconsistent with the December quarter performance snapshot. The correct December quarter figures are Group Net Production of 154,228 BOE and Gross Operated Production of 250,753 BOE. The March quarter comparative figures in this report have been prepared using those corrected December quarter figures.

The Company generated A\$10.25 million in cash receipts during the quarter. Net sales volumes for the quarter were approximately 138,985 BOE, compared with 150,385 BOE in the December quarter. The realised price for the March quarter was approximately US\$30.85/BOE, inclusive of oil, natural gas liquids and natural gas revenue, compared with US\$30.55/BOE in the December quarter. The quarter-on-quarter reduction in cash receipts was primarily volume-led, reflecting lower produced and sold volumes during the March quarter, with product mix and the cash-basis reporting of sales receipts also contributing to the movement. Realised price per BOE was broadly stable quarter-on-quarter.

Quarterly cash expenses totaled A\$6.80 million, including approximately A\$4.2 million in payments to Working Interest owners and royalty holders, A\$0.79 million in staff costs, and A\$0.82 million in administration and corporate costs. Net operating cash flow for the quarter was A\$3.48 million.

Cash flows for investing activities totaled a net outflow of A\$0.31 million, comprising A\$0.50 million in property, plant and equipment and A\$0.82 million in exploration and evaluation expenditure, partially offset by A\$0.09 million in proceeds from asset disposals and A\$0.92 million in Working Interest partner contributions associated with the upcoming Suttles two-well development program.

The Company closed the quarter with A\$14.54 million in cash, an increase from A\$11.82 million at the start of the quarter, despite A\$0.18 million returned to shareholders under the ongoing on-market share buy-back program. Brookside also retains full access to its undrawn US\$25 million credit facility with UMB Bank, providing total available funding of A\$51.06 million at quarter end.

The Company confirms that the amount disclosed in Appendix 5B, Section 6 (Payments to related parties of the entity and their associates), relates solely to director fees paid during the quarter, totaling A\$0.163 million.

Brookside continues to maintain a disciplined and conservative capital allocation framework, balancing near-term cash generation with measured reinvestment into its operated development inventory. With operations now underway at the Suttles pad and drilling scheduled to commence in May, the Company is well positioned to convert its current balance sheet strength into the next phase of production growth.

Hedging - The Company maintained a limited and conservative hedging program during the quarter, designed to protect near-term production volumes from commodity price volatility. The Company settled oil hedges covering approximately 15,000 barrels at an average price of US\$62.63 per barrel and gas hedges covering approximately 222,000 MMBTU at an average price of US\$4.16 per MMBTU. At quarter end, open hedge positions extended from April 2026 through December 2026 for oil, comprising approximately 44,000 barrels at an average price of US\$60.61 per barrel, and from April 2026 through December 2026 for gas, covering 270,000 MMBTU at an average price of US\$3.92 per MMBTU.

Swish Play Operated Wells

Well	Production Date	Oil (BBL)	Gas (Mcf)	NGL (BBL)	BOE	Payout
Jewell	31/08/2021	233,424	2,149,030	214,479	806,075	6-months
Rangers	30/04/2022	265,997	1,266,433	193,686	670,756	7-months
Flames	31/07/2022	178,745	875,994	103,261	428,005	Est. 36-months ¹
Wolfpack	28/02/2023	360,126	1,384,839	215,543	806,476	13-months
FMDP	14/09/2024	420,391	1,572,513	196,950	879,426	Est. 36-months
Bruins	29/05/2025	53,308	312,961	34,930	140,398	Est. 36-months
Total		1,511,991	7,561,770	958,849	3,731,135	

1. Estimate adjusted for shut-in periods and pricing at US\$75/bbl and gas at US\$2.50/Mcf



CORPORATE

Proposed U.S. Listing

Brookside continued to progress the workstreams required for its planned Level 3 American Depositary Receipt listing in the United States during the March quarter. As previously outlined to shareholders, the Company is pursuing a Level 3 ADR rather than a basic compliance ADR, reflecting its objective of establishing a higher-standard U.S. market platform with broader investor visibility.

Key workstreams advanced during the quarter include the PCAOB audit of prior financial years, preparation of the SEC registration statement, exchange eligibility review, depositary arrangements and customary legal, accounting and regulatory documentation. The Company is now working towards filing of its SEC registration statement in the first half of 2026, marking the next major milestone in the U.S. listing process.

On-Market Share Buy-back

During the March quarter, the Company purchased 430,000 shares under its on-market share buy-back program for total consideration of approximately A\$187,000, representing an average purchase price of approximately A\$0.44 per share. The cash outflow reported in Appendix 5B for the quarter was A\$182,000, reflecting the net cash impact after receipt of a credit relating to a prior overpayment.

Since the commencement of the program, Brookside has purchased a total of 1,115,882 shares, representing approximately 1.2% of the Company's fully diluted issued capital.

The Board continues to assess buy-back activity relative to other capital allocation priorities, including operated development drilling, acreage consolidation and acquisition opportunities, and maintaining balance-sheet strength. This assessment remains particularly relevant in light of the recent upward movement in oil prices.

Composition of the Share Register

Average daily trading volumes increased significantly during the March quarter to approximately 400,000 shares, compared with approximately 180,000 shares in the December quarter. The Company continues to focus on broadening market awareness and improving liquidity ahead of its planned NYSE American ADR listing.

As at 31 March 2026, the top 20 shareholders held approximately 32.24% of the Company's issued capital. Cumulus Wealth held approximately 7.6% on behalf of its clients, up from approximately 6.5% disclosed in the December quarter.

Brookside continues to welcome new institutional and retail shareholders as it broadens investor participation across Australia and North America.

This announcement has been authorised for release by the Board of Directors of Brookside Energy Limited.

For further information contact:

Katherine Garvey
Company Secretary
Brookside Energy Limited
Tel: (+61 8) 6489 1600

Important Notices

Forward-Looking Statements and Other Disclaimers

This announcement may include forward-looking statements. Forward-looking statements are only predictions and are subject to risks, uncertainties, and assumptions, which are outside the control of Brookside Energy Limited (“Brookside Energy” or “the Company”). These risks, uncertainties and assumptions include commodity prices, currency fluctuations, economic and financial market conditions in various countries and regions, environmental risks and legislative, fiscal, or regulatory developments, political risks, project delay or advancement, approvals, and cost estimates. Actual values, results or events may be materially different to those expressed or implied in this announcement. Given these uncertainties, readers are cautioned not to place reliance on forward-looking statements. Any forward-looking statements in this announcement speak only at the date of issue of this announcement. Subject to any continuing obligations under applicable law and the ASX Listing Rules, Brookside Energy does not undertake any obligation to update or revise any information or any of the forward-looking statements in this announcement or any changes in events, conditions, or circumstances on which any such forward looking statement is based.

This announcement does not constitute investment advice. Neither this announcement nor the information contained in it constitutes an offer, invitation, solicitation, or recommendation in relation to the purchase or sale of shares in any jurisdiction. Shareholders should not rely on this announcement. This announcement does not consider any person's particular investment objectives, financial resources or other relevant circumstances and the opinions and recommendations in this announcement are not intended to represent recommendations of investments to persons. All securities transactions involve risks, which include (among others) the risk of adverse or unanticipated market, financial or political developments.

The information set out in this announcement does not purport to be all-inclusive or to contain all the information which its recipients may require to make an informed assessment of Brookside Energy. You should conduct your own investigations and perform your own analysis to satisfy yourself as to the accuracy and completeness of the information, statements and opinions contained in this announcement.

To the fullest extent permitted by law, the Company does not make any representation or warranty, express or implied, as to the accuracy or completeness of any information, statements, opinions, estimates, forecasts, or other representations contained in this announcement. No responsibility for any errors or omissions from this announcement arising out of negligence or otherwise is accepted.

About Brookside Energy Limited

Brookside is an Australian public company listed on the Australian (ASX: BRK), and USA (OTC Pink: RDFEF) stock exchanges. The Company was founded in 2015, to focus on the mid-continent region of the US, where our deep and valued relationships enable us to work with local communities to ensure sustainable growth and value creation through the safe and efficient development of energy assets. Focused on exploitation not exploration, the Company generates shareholder value through a disciplined portfolio approach to the acquisition and development of oil and gas assets and the leasing and development of acreage opportunities. The Company’s wholly owned US subsidiary and manager of operations, Black Mesa Energy, LLC (Black Mesa), is led by a team of experienced and dedicated oil and gas professionals with decades of experience in the US onshore oil and gas sector with specific focus on the mid-continent region. Black Mesa works to identify opportunities that meet the Company’s investment hurdles and executes the acquisition and subsequent development of these projects.

Brookside Energy Interactive Investor Centre

Engage with us directly by asking questions, watching video summaries, and seeing what other shareholders have to say about this and past announcements at our Information Hub at <https://relait.brookside-energy.com.au/announcement-dashboard>

Or visit our website at <https://brookside-energy.com.au/>

You can also follow us on social media at

<https://www.linkedin.com/company/brookside-energy-limited>

<https://twitter.com/BrooksideEnergy>

GLOSSARY

APO WI	After pay-out working interest
AFIT	After Federal Income Tax
AOI	Area of Interest
BBL	An oilfield barrel, a volume of 42 US gallons
BFIT	Before Federal Income Tax
BOE	Barrels of Oil Equivalent
COPAS	Council of Petroleum Accountants Societies
Development Unit	Development Unit or spacing unit is the geographical area in which an initial oil and/or gas well is drilled and produced from the geological formation listed in a spacing order. The spacing unit communitizes all interest owners for the purpose of sharing in production from oil and/or gas wells in the unit. A spacing order establishes the size of the unit; names the formations included in the unit; divides the ownership of the unit for the formations into the “royalty interest” and the “working interest”; Only one well can be drilled and completed in each common source of supply. Additional wells may be drilled in a Development Unit, but only after an Increased Density Order is issued by the Oklahoma Corporation Commission.
DSU	A Drilling Spacing Unit refers to the area allotted to a well where an operating oil company has acquired a majority working interest and will drill at least one well.
HBP	Held by Production; A provision in an oil, gas, and mineral lease that perpetuates a company's right to operate a property as long as the property produces a minimum paying quantity of oil or gas.
JIB	Joint Interest Billing
MBOE	1,000 barrels of oil equivalent
Mcf	1,000 cubic feet
MMboe	1,000,000 barrel of oil equivalent
MMBTU	One million British Thermal Units
NPV₁₀	The net present value of future net revenue before income taxes and using a discount rate of 10%.
ORRI	Overriding Royalty Interest
PDP	Proved Developed Producing Reserves
Pooling Agreements	The pooling agreements facilitate the development of oil and gas wells and drilling units. These binding pooling agreements are between the Company and the operators as specified in Appendix 1.
PUD	Proved Undeveloped Reserves
Reserve Categories	These reserve categories are totaled up by the measures 1P, 2P, and 3P, which are inclusive of all reserves types: <ul style="list-style-type: none"> • "1P reserves" = proven reserves (both proved developed reserves + proved undeveloped reserves). • "2P reserves" = 1P (proven reserves) + probable reserves, hence "proved AND probable." • "3P reserves" = the sum of 2P (proven reserves + probable reserves) + possible reserves, all 3Ps "proven AND probable AND possible."
RI	Royalty Interest
STACK	Sooner Trend Anadarko Basin Canadian and Kingfisher Counties – oil and gas play in the Anadarko Basin Oklahoma
SCOOP	South Central Oklahoma Oil Province - oil and gas play in the Anadarko Basin Oklahoma
SWISH AOI	Description of Brookside’s Area of Interest in the SCOOP Play
WOR	Waiting on rig
Working Interest	Percentage of ownership in a lease granting its owner the right to explore, drill and produce oil and gas from a tract of property. Working interest owners are obligated to pay a corresponding percentage of the cost of leasing, drilling, producing, and operating a well or unit

APPENDIX 1

County	Interest acquired or disposed of during the quarter	Acres	Interest
Blaine County, OK	Nil	~302 acres	Working Interest
Garvin County, OK	Nil	~290 acres	Working Interest
Stephens & Carter Counties, OK	-67	~4,413 acres	Working Interest
Murray County, OK	Nil	~120 acres	Working Interest

APPENDIX 2

Schedule of wells

Well Name	Working Interest	Operator	Status
LEE 1-10	96.40%	Black Mesa Energy, LLC	Producing
JUANITA 32-1	95.00%	Black Mesa Energy, LLC	Producing
WOLF PACK 36-25-1S-4W SXH2	83.69%	Black Mesa Energy, LLC	Producing
FLEURY 3-1S-3W WH3	82.49%	Black Mesa Energy, LLC	Producing
IGINLA 3-10-1S-3W WHX2	81.82%	Black Mesa Energy, LLC	Producing
BRUINS 2-11-1S-3W WXH1	79.50%	Black Mesa Energy, LLC	Producing
RANGERS 36-25-1S-4W SXH1	75.17%	Black Mesa Energy, LLC	Producing
FLAMES 10-3-1S-3W WXH1	74.07%	Black Mesa Energy, LLC	Producing
MAROONS 3-1S-3W SH1	62.99%	Black Mesa Energy, LLC	Producing
ROCKET 3-10-1S-3W SHX2	55.95%	Black Mesa Energy, LLC	Producing
JEWELL 13-12-1S-3W SXH1	52.76%	Black Mesa Energy, LLC	Producing
LEWIS A1-32 SWD	45.25%	Black Mesa Energy, LLC	Disposal
CARTER 12-1	36.98%	Black Mesa Energy, LLC	Producing
THELMA 1-32	36.20%	Black Mesa Energy, LLC	Producing
BURGESS 28-1	24.24%	Black Mesa Energy, LLC	Pndg Back-In
HERRING 1-33 1513MH	18.18%	Citizen Energy III, LLC	Producing
COMPTON 2-8	9.46%	Mustang Fuel Corp.	Producing
BULLARD 1-18-07UWH	9.10%	Rimrock Resource Operating, LLC	Producing
SUTTON 2H-52	6.25%	Mewbourne Oil Company	Pndg Back-In
GAPSTOW 6-14-24XHM	6.20%	Continental Resources, Inc.	Producing
GAPSTOW 5-14-25XHM	5.39%	Continental Resources, Inc.	Producing
GAPSTOW 7-24-14XHM	4.75%	Continental Resources, Inc.	Producing
HENRY FEDERAL 1-8-5XH	4.43%	Validus Energy II Midcon LLC	Producing
CAULEY 1-7	4.22%	Devon Energy Corp.	Shut-In
GERHARDT 1-7	4.22%	Devon Energy Corp.	Shut-In
DR NO 1-17-20 1611MHX	3.79%	Citizen Energy III, LLC	Producing
DAVIS 1H-17-20	3.79%	Citizen Energy III, LLC	Producing
ROSER 1611 1-3-34MXH	3.73%	Marathon Oil Co.	Producing
MOTE 1-26-23UWH	3.20%	Rimrock Resource Operating, LLC	Producing
SPHINX 26 23-16N-11W-1XH	2.89%	Devon Energy Corp.	Producing
GAPSTOW 4-14-25XHM	2.67%	Continental Resources, Inc.	Producing
LANDRETH BIA 1-14H	2.40%	Marathon Oil Co.	Producing
KEVIN FIU 1-20-17XH	2.21%	Validus Energy II Midcon LLC	Producing
LADYBUG 27 22-15N-13W 1HX	2.15%	Devon Energy Corp.	Producing
DAVIS 1-8-1611MH	1.17%	Citizen Energy III, LLC	Producing
DAVIS 2H-8	1.17%	Citizen Energy III, LLC	Producing
STRACK 1-2-11XH	1.02%	Marathon Oil Co.	Producing
GAPSTOW 3-14-25XHM	0.45%	Continental Resources, Inc.	Producing
GAPSTOW 1-24-13-14-XHM	0.44%	Continental Resources, Inc.	Producing
MIKE COM 1H-0706X	0.38%	Cimarex Energy, Co.	Producing
GAPSTOW 10-14-25XHM	0.35%	Continental Resources, Inc.	Producing
CENTAUR 7_6-15N-10W 3HX	0.30%	Devon Energy Corp.	Producing
CENTAUR 7_6-15N-10W 4HX	0.29%	Devon Energy Corp.	Producing
CENTAUR 7_6-15N-10W 5HX	0.29%	Devon Energy Corp.	Producing
CENTAUR 7_6-15N-10W 2HX	0.29%	Devon Energy Corp.	Producing
CATSKILLS 1-1-12XHW	0.23%	Continental Resources, Inc.	Producing
BIFFLE 22-15 S1H	0.18%	BCE Mach, LLC	Producing
LEON 1-23-14XHM	0.17%	Continental Resources, Inc.	Producing
BIFFLE 22-15 UW1H	0.16%	BCE Mach, LLC	Producing
BOARDWALK 1-5MH	0.15%	Continental Resources, Inc.	Producing
BIFFLE 22-15 S2H	0.14%	BCE Mach, LLC	Producing
BIFFLE 22-15 S3H	0.14%	BCE Mach, LLC	Producing
GAPSTOW 9-14-25XHM	0.13%	Continental Resources, Inc.	Producing

APPENDIX 2

Schedule of wells (continued)

Well Name	Working Interest	Operator	Status
SOLACE 1-2-1-12-XHM	0.12%	Continental Resources, Inc.	Producing
ASSAULT 1-9-16-21XHM	0.10%	Citation Oil & Gas Company	Producing
LEON 2-26-23-14XHM	0.09%	Continental Resources, Inc.	Producing
BOARDWALK 2-8-5XHM	0.07%	Continental Resources, Inc.	Producing
COURBET 10-15-9XHW	0.06%	Continental Resources, Inc.	Producing
RANDOLPH 1-34-27XHM	0.04%	Continental Resources, Inc.	Producing
RANDOLPH 3-34-27XHM	0.04%	Continental Resources, Inc.	Producing
RANDOLPH 4-34-27XHM	0.04%	Continental Resources, Inc.	Producing
LEON 3-26-23-14XHM	0.03%	Continental Resources, Inc.	Producing
ESSEX 1R-12-13-24XHW	0.03%	Continental Resources, Inc.	Producing
ZENYATTA 28-33-1-4 1WXH	0.02%	Citizen Energy III, LLC	Producing
LEXINGTON 1-32-29XHW	0.01%	Continental Resources, Inc.	Producing
MADISON 4-19-32XHM	0.01%	Continental Resources, Inc.	Producing
MADISON 6-19-32XHM	0.01%	Continental Resources, Inc.	Producing
RINGER RANCH 2-20-17XHM	0.01%	Continental Resources, Inc.	Producing
RINGER RANCH 3-20-17XHM	0.01%	Continental Resources, Inc.	Producing
RINGER RANCH 1-20-17XHM	0.01%	Continental Resources, Inc.	Producing
GRAMERCY 1-32-5-6-8XHW	0.00%	Continental Resources, Inc.	Producing
BUCHER 1711 1-34MH	0.00%	Marathon Oil Co.	RI Only
ROSER 1611 2-3-34MXH	0.00%	Marathon Oil Co.	RI Only
ROSER 1711 4-3-34MXH	0.00%	Marathon Oil Co.	RI Only
SOLACE 1-2-1-12-XHM*	0.00%	Continental Resources, Inc.	RI Only
DR NO 1-17-20 1611MHX*	0.00%	Citizen Energy III, LLC	RI Only
DAVIS 1H-17-20*	0.00%	Citizen Energy III, LLC	RI Only
ROSER 1611 1-3-34MXH*	0.00%	Marathon Oil Co.	RI
BUCHER 1711 1-34MH*	0.00%	Marathon Oil Co.	ORRI Only
McKINLEY 13&24 15-13	0.00%	Continental Resources, Inc.	ORRI Only
ROSER 1611 2-3-34MXH*	0.00%	Marathon Oil Co.	ORRI Only
ROSER 1711 4-3-34MXH*	0.00%	Marathon Oil Co.	ORRI Only
BOARDWALK 1-5MH*	0.00%	Continental Resources, Inc.	ORRI Only
CATSKILLS 1-1-12XHW*	0.00%	Continental Resources, Inc.	ORRI Only
HENRY FEDERAL 1-8-5XH*	0.00%	Validus Energy II Midcon LLC	ORRI Only
LADYBUG 27 22-15N-13W 1HX*	0.00%	Devon Energy Corp.	ORRI Only
BOARDWALK 2-8-5XHM*	0.00%	Continental Resources, Inc.	ORRI Only
ROSER 1611 1-3-34MXH*	0.00%	Marathon Oil Co.	ORRI
MCCLUNG 1-17	0.00%	Ovintiv USA	ORRI Only
NW CAMP DEESE UNIT	0.00%	Phoenix Petrocorp, Inc.	RI

APPENDIX 3

Capital Structure

Security	Name	Issued Capital	Number of Holders
BRK	Ordinary Fully Paid Shares	95,249,032	4,036
Fully Diluted		95,249,032	

Issued capital shown is adjusted to account for shares acquired in the current on-market share buy-back.

APPENDIX 4

Top Twenty Shareholders

Security class: BRK - ORDINARY FULLY PAID SHARES
As at date: 31-Mar-2026
Display top: 20

Position	Holder Name	Holding	% IC
1	BNP PARIBAS NOMINEES PTY LTD	6,927,660	7.27%
2	HEDTEK PTY LTD	3,962,000	4.16%
3	CITICORP NOMINEES PTY LIMITED	3,178,799	3.34%
4	MR DAVID PRENTICE	3,000,000	3.15%
5	RETZOS EXECUTIVE PTY LTD	1,890,000	1.98%
6	MR BRIAN THOMAS CLAYTON & MRS JANET CLAYTON	1,482,223	1.56%
7	MR IVAN MURRAY HANDASYDE	1,363,170	1.43%
8	STONEHORSE ENERGY LIMITED	900,000	0.94%
9	GREYHOUND INVESTMENTS PTY LTD	880,000	0.92%
10	ENSEL SUPERANNUATION FUND PTY LTD	845,000	0.89%
11	MR DOUGLAS PAUL TALBOT	821,461	0.86%
12	BNP PARIBAS NOMINEES PTY LTD	806,330	0.85%
13	DR DANIEL GEORGE PECHAR & MRS KATRINA JANE PECHAR	690,000	0.72%
14	HOLDSWORTH BROS PTY LTD	600,000	0.63%
15	COMSEC NOMINEES PTY LIMITED	594,262	0.62%
16	NON CORRELATED CAPITAL PTY LTD	573,794	0.60%
17	MR MICHAEL FRY	560,000	0.59%
18	BAYESIAN HOLDINGS PTY LTD	550,000	0.58%
19	RETZOS FAMILY PTY LTD	548,000	0.58%
20	MR PAUL SIMON DONGRAY	540,000	0.57%
	Total	30,712,699	32.24%
	Total issued capital - selected security class(es)	95,249,032	100.00%

Issued capital shown is adjusted to account for shares acquired in the current on-market share buy-back.

Appendix 5B

Mining exploration entity or oil and gas exploration entity quarterly cash flow report

Name of entity

Brookside Energy Limited (Brookside, the Company)

ABN

15 108 787 720

Quarter ended ("current quarter")

31 March 2026

Consolidated statement of cash flows	Current quarter \$A'000	Year to date (3 months) \$A'000
1. Cash flows from operating activities		
1.1 Receipts from customers	10,252	10,252
1.2 Payments for		
(a) exploration & evaluation	-	-
(b) development	-	-
(c) production*	(5,130)	(5,130)
(d) staff costs	(791)	(791)
(e) administration and corporate costs	(817)	(817)
1.3 Dividends received (see note 3)	-	-
1.4 Interest received	79	79
1.5 Interest and other costs of finance paid	(61)	(61)
1.6 Income taxes paid	-	-
1.7 Government grants and tax incentives	-	-
1.8 Other (provide details if material)	(55)	(55)
1.9 Net cash from / (used in) operating activities	3,477	3,477

*Including \$4.2 million in payments to Working Interest owners and Royalty holders.

2. Cash flows from investing activities		
2.1 Payments to acquire or for:		
(a) entities	-	-
(b) tenements	-	-
(c) property, plant and equipment (incl. Producing assets)	(500)	(500)
(d) exploration & evaluation	(820)	(820)
(e) investments	-	-
(f) other non-current assets	-	-

Mining exploration entity or oil and gas exploration entity quarterly cash flow report

Consolidated statement of cash flows		Current quarter \$A'000	Year to date (3 months) \$A'000
2.2	Proceeds from the disposal of:		
	(a) entities	-	-
	(b) tenements	-	-
	(c) property, plant and equipment	-	-
	(d) investments	-	-
	(e) other non-current assets	86	86
2.3	Cash flows from loans to other entities	-	-
2.4	Dividends received (see note 3)	-	-
2.5	Other (deposit for drilling program from Working Interest owners)	921	921
2.6	Net cash from / (used in) investing activities	(313)	(313)

3.	Cash flows from financing activities		
3.1	Proceeds from issues of equity securities (excluding convertible debt securities)	-	-
3.2	Proceeds from issue of convertible debt securities	-	-
3.3	Proceeds from exercise of options	-	-
3.4	Transaction costs related to issues of equity securities or convertible debt securities	-	-
3.5	Proceeds from borrowings	-	-
3.6	Repayment of borrowings	-	-
3.7	Transaction costs related to loans and borrowings	-	-
3.8	Dividends paid	-	-
3.9	Other (On-Market Share Buy-Back)	(182)	(182)
3.10	Net cash from / (used in) financing activities	(182)	(182)

4.	Net increase / (decrease) in cash and cash equivalents for the period		
4.1	Cash and cash equivalents at beginning of period	11,820	11,820
4.2	Net cash from / (used in) operating activities (item 1.9 above)	3,477	3,477
4.3	Net cash from / (used in) investing activities (item 2.6 above)	(313)	(313)
4.4	Net cash from / (used in) financing activities (item 3.10 above)	(182)	(182)

Mining exploration entity or oil and gas exploration entity quarterly cash flow report

Consolidated statement of cash flows		Current quarter \$A'000	Year to date (3 months) \$A'000
4.5	Effect of movement in exchange rates on cash held	(267)	(267)
4.6	Cash and cash equivalents at end of period	14,535	14,535

5.	Reconciliation of cash and cash equivalents at the end of the quarter (as shown in the consolidated statement of cash flows) to the related items in the accounts	Current quarter \$A'000	Previous quarter \$A'000
5.1	Bank balances	14,480	11,765
5.2	Call deposits	55	55
5.3	Bank overdrafts	-	-
5.4	Other (provide details)	-	-
5.5	Cash and cash equivalents at end of quarter (should equal item 4.6 above)	14,535	11,820

6.	Payments to related parties of the entity and their associates	Current quarter \$A'000
6.1	Aggregate amount of payments to related parties and their associates included in item 1	(163)
6.2	Aggregate amount of payments to related parties and their associates included in item 2	-

Note: if any amounts are shown in items 6.1 or 6.2, your quarterly activity report must include a description of, and an explanation for, such payments.

Mining exploration entity or oil and gas exploration entity quarterly cash flow report

7.	Financing facilities	Total facility amount at quarter end \$A'000	Amount drawn at quarter end \$A'000
	<i>Note: the term "facility" includes all forms of financing arrangements available to the entity. Add notes as necessary for an understanding of the sources of finance available to the entity.</i>		
7.1	Loan facilities	36,523	-
7.2	Credit standby arrangements	-	-
7.3	Other (please specify)	-	-
7.4	Total financing facilities	36,523	-
7.5	Unused financing facilities available at quarter end		36,523
7.6	<p>Include in the box below a description of each facility above, including the lender, interest rate, maturity date and whether it is secured or unsecured. If any additional financing facilities have been entered into or are proposed to be entered into after quarter end, include a note providing details of those facilities as well.</p> <p><i>In October 2024, the Company wholly owned subsidiary, BRK Oklahoma Holdings, LLC, secured a credit facility with UMB Bank, N.A., a Kansas City, Missouri headquartered financial services company. The credit facility is structured as an interest-only agreement, with a three-year term, monthly interest payments on drawn amounts and the principal due upon maturity. The US\$25 million Master Note establishes an initial borrowing base of US\$8.5 million, with semi-annual redeterminations. The interest rate is based on the WSJ Prime Rate, with an additional 0.50% for borrowing base utilization below 50%, increasing to 0.75% when utilization reaches or exceeds 50%.</i></p> <p><i>As part of the agreement, Brookside will have the ability to opportunistically hedge its oil and natural gas production, however importantly hedging is not required unless the borrowing base utilization exceeds 50%, at which point BRK will need to hedge a minimum of 50% of its projected Proved Developed Producing (PDP) production for the upcoming 12 months, on rolling quarterly basis.</i></p> <p><i>The facility includes customary financial covenants, such as a minimum Current Ratio of 1:1 and a Total Debt Leverage Ratio not exceeding 3:1, alongside various reporting obligations. The credit facility is currently undrawn, with 100% of the borrowing base available for future use.</i></p>		

8.	Estimated cash available for future operating activities	\$A'000
8.1	Net cash from / (used in) operating activities (item 1.9)	3,477
8.2	(Payments for exploration & evaluation classified as investing activities) (item 2.1(d))*	101*
8.3	Total relevant outgoings (item 8.1 + item 8.2)	3,578
8.4	Cash and cash equivalents at quarter end (item 4.6)	14,535
8.5	Unused finance facilities available at quarter end (item 7.5)	36,523
8.6	Total available funding (item 8.4 + item 8.5)	51,058
	<i>*Adjusted to include deposits from Working Interest owners (refer to item 2.5)</i>	
8.7	Estimated quarters of funding available (item 8.6 divided by item 8.3)	N/A
	<i>Note: if the entity has reported positive relevant outgoings (i.e. a net cash inflow) in item 8.3, answer item 8.7 as "N/A". Otherwise, a figure for the estimated quarters of funding available must be included in item 8.7.</i>	

Mining exploration entity or oil and gas exploration entity quarterly cash flow report

8.8 If item 8.7 is less than 2 quarters, please provide answers to the following questions:

8.8.1 Does the entity expect that it will continue to have the current level of net operating cash flows for the time being and, if not, why not?

Answer: N/A

8.8.2 Has the entity taken any steps, or does it propose to take any steps, to raise further cash to fund its operations and, if so, what are those steps and how likely does it believe that they will be successful?

Answer: N/A

8.8.3 Does the entity expect to be able to continue its operations and to meet its business objectives and, if so, on what basis?

Answer: N/A

Note: where item 8.7 is less than 2 quarters, all of questions 8.8.1, 8.8.2 and 8.8.3 above must be answered.

Compliance statement

- 1 This statement has been prepared in accordance with accounting standards and policies which comply with Listing Rule 19.11A.
- 2 This statement gives a true and fair view of the matters disclosed.

Date:30 April 2026.....

Authorised by: The Board of Directors, Brookside Energy Limited...
(Name of body or officer authorising release – see note 4)

Notes

1. This quarterly cash flow report and the accompanying activity report provide a basis for informing the market about the entity's activities for the past quarter, how they have been financed and the effect this has had on its cash position. An entity that wishes to disclose additional information over and above the minimum required under the Listing Rules is encouraged to do so.
2. If this quarterly cash flow report has been prepared in accordance with Australian Accounting Standards, the definitions in, and provisions of, *AASB 6: Exploration for and Evaluation of Mineral Resources* and *AASB 107: Statement of Cash Flows* apply to this report. If this quarterly cash flow report has been prepared in accordance with other accounting standards agreed by ASX pursuant to Listing Rule 19.11A, the corresponding equivalent standards apply to this report.
3. Dividends received may be classified either as cash flows from operating activities or cash flows from investing activities, depending on the accounting policy of the entity.
4. If this report has been authorised for release to the market by your board of directors, you can insert here: "By the board". If it has been authorised for release to the market by a committee of your board of directors, you can insert here: "By the [name of board committee – e.g. Audit and Risk Committee]". If it has been authorised for release to the market by a disclosure committee, you can insert here: "By the Disclosure Committee".
5. If this report has been authorised for release to the market by your board of directors and you wish to hold yourself out as complying with recommendation 4.2 of the ASX Corporate Governance Council's *Corporate Governance Principles and Recommendations*, the board should have received a declaration from its CEO and CFO that, in their opinion, the financial records of the entity have been properly maintained, that this report complies with the appropriate accounting standards and gives a true and fair view of the cash flows of the entity, and that their opinion has been formed on the basis of a sound system of risk management and internal control which is operating effectively.