

March 2026 Quarterly Activities and Cashflow Report

HIGHLIGHTS

Arizona Project consolidation well progressed for both the White Hills and Gold Basin Projects.

White Hills project - integrated preliminary structural architecture, mineralised faults and drill targets have been generated from recent geophysical and mapping programs.

Gold Basin oxide gold Project - 40% earn in Joint Venture formalised.

Cobar Muriel Tank Gold Project - mapping and auger sampling program completed.

1. EXPLORATION

USA – ARIZONA - PORPHYRY COPPER-GOLD

White Hills Copper-Gold Project

Exploration programs to test copper and gold anomalies in potential intrusive bodies and large-scale structures were undertaken in December 2025 and January 2026.¹ Activities include:

- Passive Seismic survey - Fleet Space Technologies' Ambient Noise Tomography system.
- Controlled-Source Audio-Magnetotellurics Survey over the copper-gold anomaly.
- Diamond drilling is planned to follow-up integrated geophysical and geochemical targets.

Although past drilling was only analysed for gold (**Figure 1**), White Hills has a large copper-gold soil anomaly and high-grade rock chip samples (**Figure 2**)²

- 23 grams per tonne gold with 0.8 percent copper.
- 6 grams per tonne gold with 5.7 percent copper.

Helix reported progress on exploration programs at its White Hills Copper-Gold Project in northern Arizona during January 2026. The Company advised that geophysical and field programs that commenced in December 2025 were designed to refine geological interpretations, evaluate the scale of copper-gold mineralisation, and integrate new datasets with historical drilling and mapping to support ranked drill targets for planned follow-up drilling in early 2026.

¹ Refer to ASX announcement dated 1 December 2025, 14 January 2026

² Refer to ASX announcement dated 28 March 2025



Preliminary Structural Architecture

Integration of published regional geological work and field mapping observations with ANT survey has been used to establish a structural architecture (Figure 4). Low-velocity lineaments between 2–4 km in length were interpreted as major fault zones and damage corridors that likely acted as pathways for hydrothermal fluids.

The ANT surveys revealed a multi-tiered structural framework dominated by:

- WNW–ESE and NS deep-seated (low velocity) fault systems extending to ~1,600 m depth.
- A distinctive low-angle NW–SE zone of low velocity, dipping northeast (#3) was identified as a major domain boundary between higher velocity domains.
- Areas of intermediate velocity (that show connectivity through the entire vertical profile) are also identified as areas of strong interest (Fleet pers comm). The significance of similar features will also be analysed.

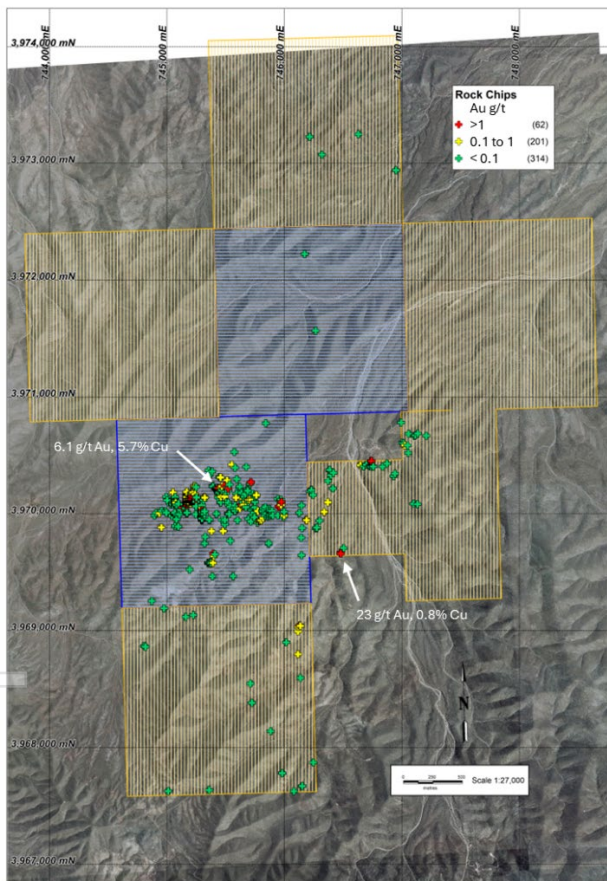


Figure 1: Location of rock samples in the White Hills project³

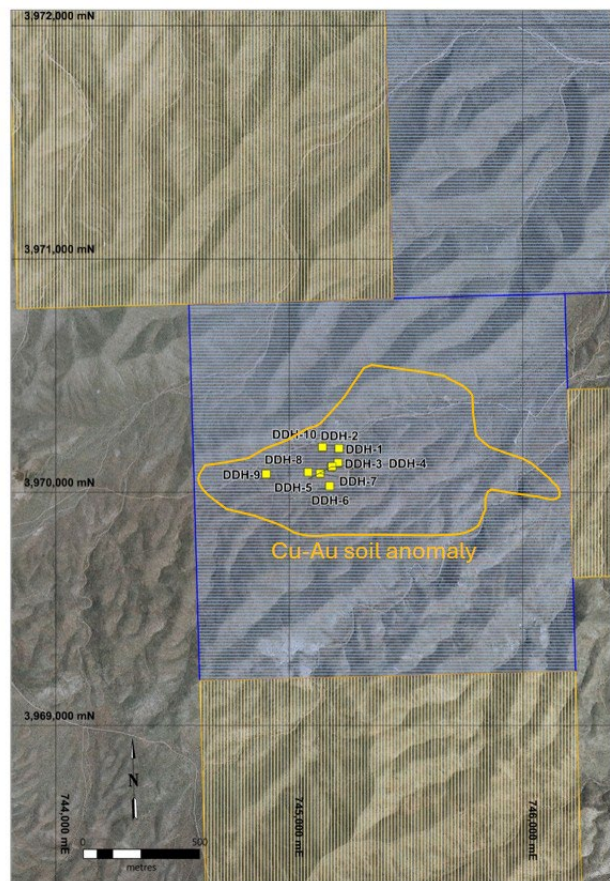


Figure 2: Location of historical drillholes (only analysed for gold)⁴ and copper-gold soil anomaly in the White Hills project⁵.

³ Refer to ASX announcement dated 28 March 2025

⁴ Refer to ASX announcement dated 28 March 2025

⁵ Refer to ASX announcement dated 24 July 2025



White Hills Acquisition Status

- Helix holds an option to acquire two Centric companies (Centric Minerals Management (USA) Inc and White Hills Exploration LLC) that hold the consolidated White Hills project.⁶
- Under the terms of an agreement with Newmont, Centric Minerals Management (USA) Inc was required to complete a US\$500,000 farm-in expenditure requirement on the White Hills mining sublease claims by 5 January 2026.
- Helix confirms that Centric has reported the expenditure commitment (\$US 500,000) and provided the Annual Technical report to Newmont in early 2026.
- Helix is awaiting confirmation by Newmont Corporation to Centric that Centric has completed the requirements.
- Helix has provided for approval to issue the White Hills Consideration Shares to Centric as Resolution 5 in its upcoming AGM⁷. Consideration shares will only be issued if all acquisition conditions are satisfied.

Planned Work Programs

- Analysis of rock samples collected during field mapping program.
- Permitting of drill program designed to test geochemical and geophysical targets.
- Leapfrog 4D model consolidation - Integration with regional architecture and adjacent Gold Basin project (Helix 40% earn in).
- Expanded soil program to test newly defined structural zones

⁶ Refer to ASX announcement dated 28 March 2025

⁷ Refer to ASX announcement dated 21 April 2026

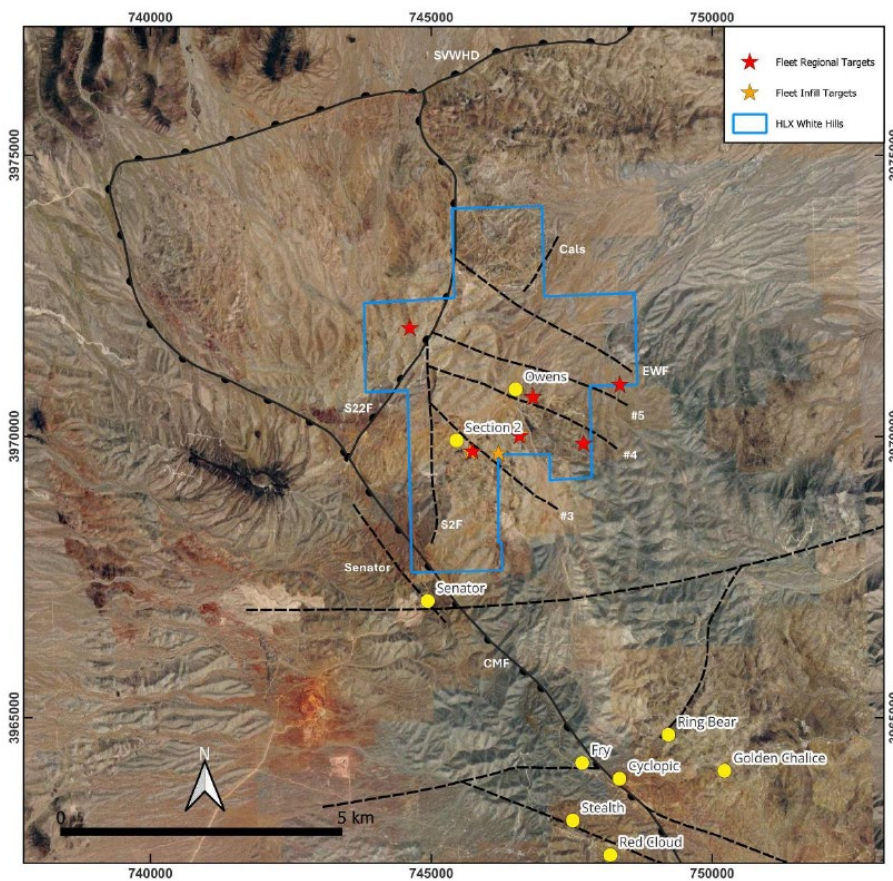


Figure 3: First pass interpreted structural architecture at White Hills. Location of Fleet Drill Targets shown. Gold Basin projects (Helix 40% earn in) are shown to the south. (Note that Owens occurs on a Gold Basin tenure inlier not shown).

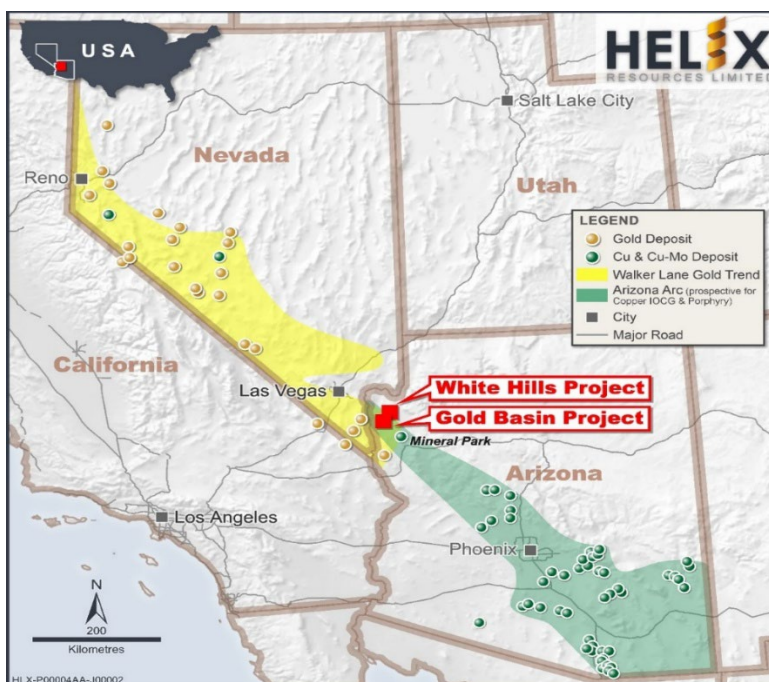


Figure 4: Location of the Gold Basin oxide-gold project and White Hills copper-gold Projects in Arizona.



USA – ARIZONA – GOLD

Gold Basin JV Project

As disclosed in previous announcements by Helix, Gold Basin displays clear evidence of near surface oxide-gold mineralisation metallurgically amenable to low-cost heap leach processing⁸. Helix is focussed on undertaking further programs to realise the full potential of the Gold Basin gold corridor for Helix and Gold Basin Shareholders.

Gold Basin JV Status

Further to the Gold Basin JV updated provided on 21 January 2026⁹:

- On 10th February 2026 Canex Metals Inc announced the close of its hostile takeover bid with a claimed take up of 54.04%.
- Canex’s declared aim is to seek approval to a “Subsequent Transaction” in order to fully privatise Gold Basin.
- Helix’s understanding is that in order to achieve this “Subsequent Transaction” under Canadian Corporate law Canex must obtain 66.67% shareholder take up to proceed. Given the Bid’s extraordinary timeframe from August 2025 to February 2026 that involved multiple extensions and the take up still only reached ~54% indicates:
 - 1) The register is tight and resistant.
 - 2) Canex had to compromise by waiving its initial takeover condition of the 66.67%.
 - 3) Canex could not move key holders despite months of effort, and;
 - 4) Canex’s path to 66.67% and privatisation is likely to be extremely difficult without negotiation.
- Canex’s claims of a “defensive strategy” by Gold Basin to Canex’s hostile bid by entering a Joint Venture agreement with Helix is unfounded. Canex’s made a number of unsubstantiated statements during the Bid process many of which were the subject of complaint to the British Columbia Securities Commission by Gold Basin and have been refuted by Helix.
- Canex’s takeover bid commenced on the 28th August 2025 4 months after the Canex’s President and CEO Dr Shane Ebert’s Mutual Confidentiality Agreement with Gold Basin expired on the 25th April 2025.
- Helix’s has provided Canex with documentation showing an initial Binding Letter JV offer was made to Gold Basin on the 12th November 2024. This offer was to earn up to 51% of Gold Basin project, this was subsequently re-negotiated with:
 - 1) Exclusivity Agreement and Non- Binding Indicative Offer dated 12th February 2025 with Gold Basin and
 - 2) The **Binding letter Agreement** announced 29 April 2025¹⁰ these predated and were made without knowledge of the Canex Metals takeover offer for Gold Basin (announced on 28 August 2025).¹¹
- Subsequent to this (and before the Canex Metals takeover was completed), the Directors of Helix and Gold Basin proceeded with the execution of the Formal JV agreement¹².

⁸ Refer to ASX announcement dated 8 October 2025

⁹ Refer to ASX announcement dated 21 January 2026

¹⁰ Refer to ASX report dated 29 April 2025

¹¹ Refer to Canex Metals public report dated 28 August 2024. <https://canexmetals.ca/news/canex-files-offer-and-take-over-bid-circular-for-gold-basin-and-formally-commences-take-over-bid/>

¹² Refer to ASX report dated 16 March 2026



- The terms of the formal JV with Gold Basin are summarised as follows:
 - HLX can earn a minority interest of up to 40% of the Project but no longer has the right to a 1% NSR on gold and precious metals production.
 - HLX will spend up to \$AUD3 million over 2 years with the first \$AUD1 million earning an initial 20% of the Project, with each additional \$AUD1 million earning a further 10%, up to a maximum of 40% of the Project.
 - HLX can elect to directly pay outstanding unpaid exploration costs as part of the earn in.
 - The establishment of an unincorporated Joint Venture, where HLX and GXX will form a Joint Venture Committee comprising two members appointed by each Company with GXX appointing the Chairman of the Committee.
 - Helix via LRPL have the first right of refusal over HLX's 40% interest during the first 24 months.
 - Helix will no longer acquire a 1% NSR on all gold and precious metals production through the issue of 150M FPO Helix shares.
- As disclosed in previous releases, Helix has commenced work activities on the Gold Basin earn in and looks forward to working with Gold Basin management over the coming year with the goal to deliver gold resource growth on the Gold Basin project.

Planned Work Programs

The following programs of work are scheduled to be undertaken in the next Quarter:

- Establishment of Joint Venture committee with Gold Basin.
- Reporting of updated Gold Basin updated Mineral Resource Estimate incorporating up to 335 (35,157m) new resource extension drillholes drilled since the 2019 resource was reported.
- Gold Basin Resource drill program. Proposed programs will include step out drilling and any infill drilling aimed to improve the resource categorisation.
- Planning and implementation of broader exploration program incorporating a comprehensive integration of geological, geophysical, and geochemical data to refine targets and define the optimal work phases to advance and expand the Gold Basin project in 2026.
- Consolidated leapfrog 4D architecture model for the Gold Basin and adjacent White Hills project.

NEW SOUTH WALES – COPPER, GOLD, NICKEL

Helix completed a field mapping and auger sampling program at its Muriel Tank project in the Quarter (**Figure 5**). Results will be reported when they are available.

The NSW portfolio covers approximately 2,131 km², with all tenements in good standing, including:

- 1. The Western Tenement Group:** hosts ~30km of prospective strike and a pipeline of wholly owned copper opportunities, including the Canbelego Copper Deposit.
- 2. Muriel Tank Tenement:** a 5 km by 1.5 km historical gold field.
- 3. Eastern Tenement Group:** covering more than 100km of prospective strike, recent work has defined an extensive zone of new anomalies considered prospective for Tritton-style copper-gold deposits.



Proposed work programs

- Infill Auger programs on the Eastern Tenement.
- Re-evaluation of Restdown gold project and its surrounds on the Western Tenement.
- Follow up at Muriel Tank contingent on results.

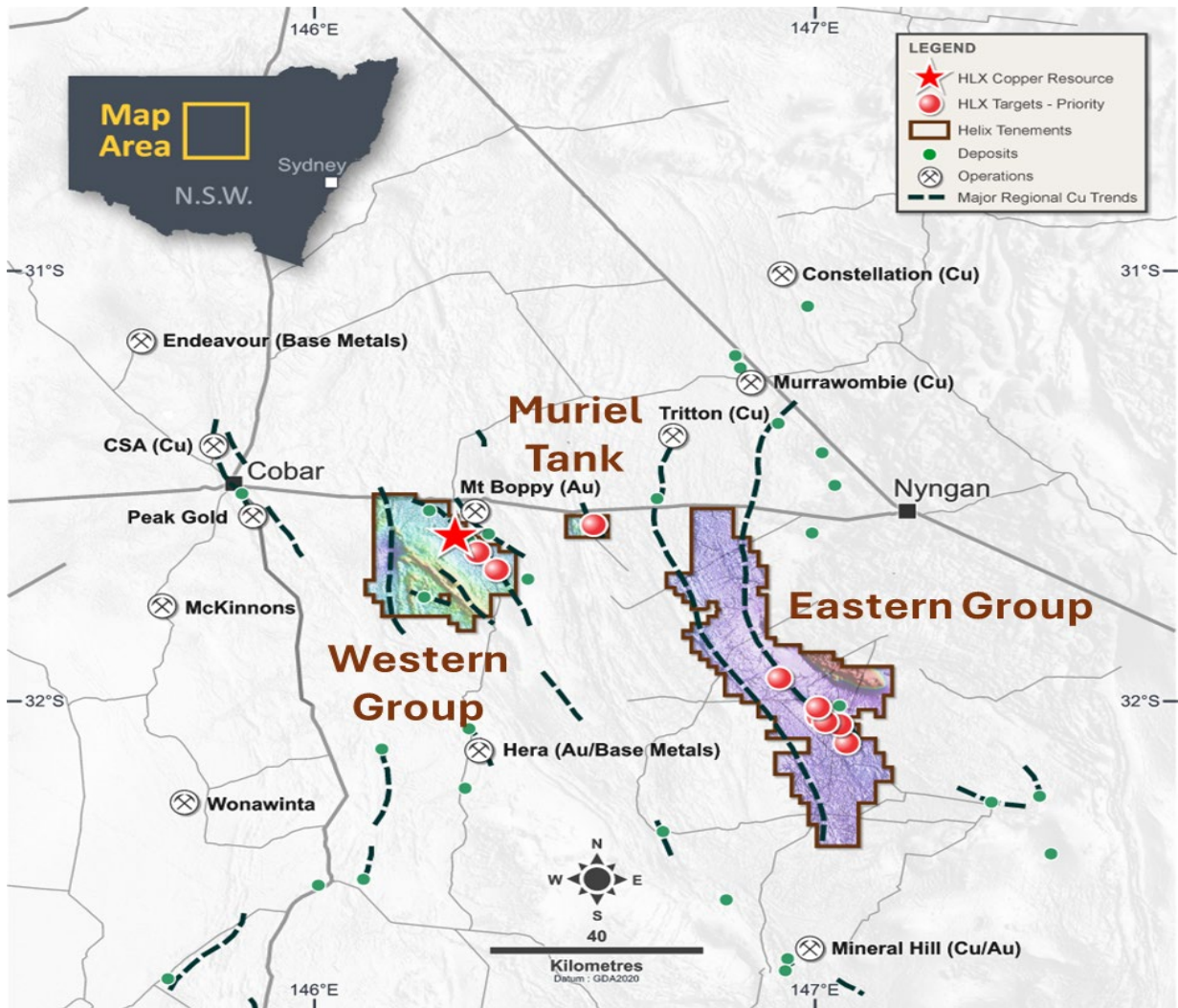


Figure 5: Helix Resources Tenement Groups and priority projects.

COMPETENT PERSON STATEMENT

The information in this report that relates to exploration results and geological data is based on and fairly represents information and supporting documentation prepared by Dr Kylie Prendergast who is an employee and shareholder of the Company. Dr Prendergast is a Member of the Australian Institute of Geoscientists. Dr Prendergast has sufficient experience that is relevant to the styles of mineralisation and types of deposits under consideration and to the activities being undertaken to each qualify as Competent Person(s) as defined in the 2012 Edition of the "Australasian Code for Reporting of Exploration Results, Mineral Resources and Ore Reserves". Dr Prendergast has consented to the inclusion of this information in the form and context in which it appears in this report. The Company confirms that it is not aware of any new information or data that materially affects the information included in this release and that all material assumptions and technical parameters in the announcement continue to apply and have not materially changed.



2. CORPORATE

FINANCIAL POSITION

Cash Position as at 31 March 2026

- The closing cash position of the Company as at 31 March 2026 was \$0.05 million. The Cashflow Statement is attached.
- For the purpose of Section 6 of Appendix 5B, all payments made to related parties have been paid in relation to Director fees.

TUNKILLA GOLD ROYALTY

- Helix continues to pursue recognition and enforcement of its royalty rights over the Tunkillia Gold Project, originally granted under agreements entered into prior to the insolvency of former owner WPG Resources Limited. Following the acquisition of the Tunkillia project by Barton Gold Holdings Limited through its subsidiary Tunkillia 2 Pty Ltd in late 2019, Helix has asserted that the royalty survives the transfer and remains binding on the project. Barton, through its legal advisers, disputes this position and has stated it was unaware of any enforceable royalty obligation at the time of acquisition. Helix considers that position difficult to reconcile with standard acquisition due diligence processes and prior correspondence to insolvency controllers notifying them of the royalty interest. The matter remains unresolved, with Helix currently assessing further legal and commercial options to protect and monetise what it considers to be a valuable project-linked asset.
- A potential further avenue under review is whether warranties, disclosure obligations or default provisions in the original sale process documentation (including any “Cause 7” or loss-of-control related provisions in the relevant Sale and Purchase Agreement) may have been engaged if the royalty was known, disclosed, or ought reasonably to have been identified during the receivership sale process. Helix is obtaining legal advice.

ASX ADDITIONAL INFORMATION

1. ASX Listing Rule 5.3.1: Full details of exploration activity during the quarter are set out in this report.
2. ASX Listing Rule 5.3.2: There was no substantive mining production and development activities during the quarter.
3. ASX Listing Rule 5.3.5: all payments made to related parties have been paid in relation to director fees.



SHAREHOLDER UPDATE

Capital Structure

The Company's capital structure is summarised in Table 1 below.

Helix Securities	Shares
Fully paid ordinary shares (31 March 2026)	5,346,290,525
Options and Rights (unlisted & variable strikes/expiries)	2,292,713,857

Table 1: Helix Capital Structure

Related Parties and Conflict of Interest

- All conflicts of interest and related party transactions have been publicly reported and are in compliance with ASX Listing Rule 10.

Litigation & dispute register

- Helix confirms as of 30th April 2026 it has no disputes or litigation recorded against it.

Resolutions in the forthcoming AGM - 25 May 2026

Resolution 1 – Consolidation of capital.

The consolidation of capital on a 35-for-1 basis from an issue price of 0.001 cents is intended to reduce opportunistic trading in sub-cent price movements, align the share price with the company's underlying fundamentals, and provide a more orderly and stable market for the company's securities.

Resolution 2 – Replacement of existing Constitution

The change to remove the proportional takeover bid provisions is intended to prevent coercive partial bids and ensure any future control transaction offers the same terms to all shareholders, rather than allowing a bidder to acquire effective control without paying a full control premium.

Resolution 3 – Approval to issue Capital Raising Shares

The Company Board is assessing a number of opportunities before it and believe that any contemplated acquisition may include the issue of securities. Cash resources would be preserved for working capital and exploration activities.

Resolution 4 – Approval of Director Placement Shares

Director placement shares will be issued on identical arm's-length terms to those offered to unrelated sophisticated investors and as a show of support in the Company's strategy moving.

Resolution 5 – Approval of issue of Consideration Shares

Consideration shares for the White Hills Exploration project will only be issued if all acquisition warranties and conditions precedent are satisfied. Further information on the status of the White Hills acquisition is provided elsewhere in this report.



Resolution 6 - Approval of issue of Geologist Shares

Helix is in discussion with external consulting geologists and drilling contractors who have expressed an interest in being paid in a combination of shares and cash. This resolution provides the Board with the option to accommodate this scenario, if considered in the best interest of the Company.

This ASX release was authorised by the Board of Directors of Helix Resources Ltd.

Michael Povey
Executive Chairman



ABN: 27 009 138 738
ASX: HLX, HLXO and HLXOA



Contact Details:
Helix Resources Limited
Level 4, 225 St Georges Terrace,
Perth, WA, 6000

PO Box 7237
Cloisters Square PO
Perth, WA 6850

Email: helix@helixresources.com.au

Web: www.helixresources.com.au

Tel: +61 (0)8 9321 2644



Board of Directors:

Michael Povey – Executive Chair
Kylie Prendergast – Non-Executive Director
Kevin Lynn – Executive Director

Company Secretary – Ben Donovan



Investor Contact:

Michael Povey

About Helix Resources

Helix Resources is an ASX-listed resources company which is exploring for copper and gold in two proven jurisdictions. Arizona in North America and in the prolific copper producing region of Cobar, NSW. The strategy is to generate new copper and gold targets and test them through drilling to make new discoveries and expand Copper and Gold Mineral Resources.



Appendix 1 Tenement List as at 31 March 2026

New South Wales, Australia

Tenement	Name	Mineral	Ownership
EL6105	Canbelego	Base metals/gold	70% Helix, 30% Aeris
EL6140	Restdown	Base metals/gold	100% Helix
EL6501	South Restdown	Base metals/gold	100% Helix
EL6739	Muriel Tank	Gold	100% Helix
EL7438	Quanda	Base metals/gold	100% Helix
EL7439	Fiveways	Base metals/gold	100% Helix
EL7482	Little Boppy	Base metals/gold	100% Helix
EL8608	Yanda Creek	Base metals/gold	100% Helix
EL8633	Rochford	Base metals/gold	100% Helix
EL8703	Amaroo	Base metals/gold/nickel & cobalt	100% Helix
EL8710	Honey Bugle	Base metals/gold	100% Helix
EL8768	Collarina	Copper/gold/nickel & cobalt	100% Helix
EL8845	Darbarlara	Base metals/gold	100% Helix
EL8948	Bijoux	Base metals/gold	100% Helix
EL9345	Warrah	Base metals/gold	100% Helix
EL9385	Whitbarrow	Base metals/gold	100% Helix
EL9386	Oriel	Base metals/gold	100% Helix
EL9387	Pangee	Base metals/gold	100% Helix

White Hills Arizona – In Acquisition¹³

Tenement Name	Tenement Type	Detail or Serial Number
28 North 19 West, GSRM	Arizona Mineral Exploration Permit	08-118757 Section 2: ALL
29 North 19 West, GSRM	Arizona Mineral Exploration Permit	08-119091 Section 36: ALL
28 North 19 West, GSRM	Arizona Minerals Lease	87-10903, Book 1300, Page 766 Section 1: 1, 2, S2N2, SE, N2SW
28 North 19 West, GSRM	Arizona Minerals Lease	87-10903, Book 1300, Page 766 Section 11: ALL
29 North 18 West, GSRM	Arizona Minerals Lease	87-10903, Book 1300, Page 766 Section 31: 1, 2, 3, 4, E2, E2W2
29 North 19 West, GSRM	Arizona Minerals Lease	87-10903, Book 1300, Page 766 Section 25: ALL
29 North 19 West, GSRM	Arizona Minerals Lease	87-10903, Book 1300, Page 766 Section 35: ALL
White Hills Exploration	Arizona Mineral Exploration Lease	008-122677-00 (current)
White Hills Exploration ¹	Arizona Mineral Exploration Lease	008-122326-00 (application for renewal)

1. *White Hills Exploration LLC have applied for the renewal of the Arizona Mineral Exploration Lease serial number 008-122326-00.*
2. *Pursuant to LR 5.3.3: No tenements were relinquished during the quarter.*

¹³ Refer to ASX report dated 28 March 2025

Appendix 5B

Mining exploration entity or oil and gas exploration entity quarterly cash flow report

Name of entity

HELIX RESOURCES LIMITED

ABN

27 009 138 738

Quarter ended ("current quarter")

31 March 2026

Consolidated statement of cash flows	Current quarter \$A'000	Year to date (9 months) \$A'000
1. Cash flows from operating activities		
1.1 Receipts from customers	-	-
1.2 Payments for		
(a) exploration & evaluation	-	-
(b) development	-	-
(c) production	-	-
(d) staff costs	-	(195)
(e) administration and corporate costs	(81)	(436)
1.3 Dividends received (see note 3)	-	-
1.4 Interest received	7	21
1.5 Interest and other costs of finance paid	-	-
1.6 Income taxes paid	-	-
1.7 Government grants and tax incentives	-	-
1.8 Other (provide details if material)	-	-
1.9 Net cash from / (used in) operating activities	(74)	(610)

2. Cash flows from investing activities		
2.1 Payments to acquire or for:		
(a) entities	-	-
(b) tenements	-	-
(c) property, plant and equipment	-	-
(d) exploration & evaluation	(629)	(1,388)
(e) investments	-	-
(f) other non-current assets	-	-

Mining exploration entity or oil and gas exploration entity quarterly cash flow report

Consolidated statement of cash flows		Current quarter \$A'000	Year to date (9 months) \$A'000
2.2	Proceeds from the disposal of:		
	(a) entities	-	-
	(b) tenements	-	-
	(c) property, plant and equipment	-	-
	(d) investments	-	-
	(e) other non-current assets	-	208
2.3	Cash flows from loans to other entities	-	-
2.4	Dividends received (see note 3)	-	-
2.5	Other - funds from joint ventures	-	-
2.6	Net cash from / (used in) investing activities	(629)	(1,180)

3.	Cash flows from financing activities		
3.1	Proceeds from issues of equity securities (excluding convertible debt securities)	-	1,982
3.2	Proceeds from issue of convertible debt securities	-	-
3.3	Proceeds from exercise of options	-	-
3.4	Transaction costs related to issues of equity securities or convertible debt securities	-	(395)
3.5	Proceeds from borrowings	-	-
3.6	Repayment of borrowings	-	-
3.7	Transaction costs related to loans and borrowings	-	-
3.8	Dividends paid	-	-
3.9	Other – operating lease payments	-	-
3.10	Net cash from / (used in) financing activities	-	1,587

4.	Net increase / (decrease) in cash and cash equivalents for the period		
4.1	Cash and cash equivalents at beginning of period	749	244
4.2	Net cash from / (used in) operating activities (item 1.9 above)	(74)	(610)
4.3	Net cash from / (used in) investing activities (item 2.6 above)	(629)	(1,180)
4.4	Net cash from / (used in) financing activities (item 3.10 above)	-	1,587

For personal use only

Mining exploration entity or oil and gas exploration entity quarterly cash flow report

Consolidated statement of cash flows		Current quarter \$A'000	Year to date (9 months) \$A'000
4.5	Effect of movement in exchange rates on cash held	4	9
4.6	Cash and cash equivalents at end of period	50	50

5. Reconciliation of cash and cash equivalents at the end of the quarter (as shown in the consolidated statement of cash flows) to the related items in the accounts		Current quarter \$A'000	Previous quarter \$A'000
5.1	Bank balances	50	749
5.2	Call deposits	-	-
5.3	Bank overdrafts	-	-
5.4	Other (term deposits)	-	-
5.5	Cash and cash equivalents at end of quarter (should equal item 4.6 above)	50	749

6. Payments to related parties of the entity and their associates		Current quarter \$A'000
6.1	Aggregate amount of payments to related parties and their associates included in item 1	-
6.2	Aggregate amount of payments to related parties and their associates included in item 2	-
<p><i>Note: if any amounts are shown in items 6.1 or 6.2, your quarterly activity report must include a description of, and an explanation for, such payments.</i></p> <p>Payments relate to Director's fees and their associates</p>		

Mining exploration entity or oil and gas exploration entity quarterly cash flow report

7. Financing facilities	Total facility amount at quarter end \$A'000	Amount drawn at quarter end \$A'000
<i>Note: the term "facility" includes all forms of financing arrangements available to the entity. Add notes as necessary for an understanding of the sources of finance available to the entity.</i>		
7.1 Loan facilities	-	-
7.2 Credit standby arrangements	-	-
7.3 Other (please specify)	-	-
7.4 Total financing facilities	-	-
7.5 Unused financing facilities available at quarter end		-
7.6 Include in the box below a description of each facility above, including the lender, interest rate, maturity date and whether it is secured or unsecured. If any additional financing facilities have been entered into or are proposed to be entered into after quarter end, include a note providing details of those facilities as well.		
Answer: N/A		

8. Estimated cash available for future operating activities	\$A'000
8.1 Net cash from / (used in) operating activities (item 1.9)	(74)
8.2 (Payments for exploration & evaluation classified as investing activities) (item 2.1(d))	(629)
8.3 Total relevant outgoings (item 8.1 + item 8.2)	(703)
8.4 Cash and cash equivalents at quarter end (item 4.6)	50
8.5 Unused finance facilities available at quarter end (item 7.5)	-
8.6 Total available funding (item 8.4 + item 8.5)	50
8.7 Estimated quarters of funding available (item 8.6 divided by item 8.3)	0.1
<i>Note: if the entity has reported positive relevant outgoings (ie a net cash inflow) in item 8.3, answer item 8.7 as "N/A". Otherwise, a figure for the estimated quarters of funding available must be included in item 8.7.</i>	
8.8 If item 8.7 is less than 2 quarters, please provide answers to the following questions:	
8.8.1 Does the entity expect that it will continue to have the current level of net operating cash flows for the time being and, if not, why not?	
Answer: No, recently completed exploration programme at White Hills Project in Arizona, USA. Desk top interpretation over next quarter will reduce expenditure in Jun 2026 Qtr.	
8.8.2 Has the entity taken any steps, or does it propose to take any steps, to raise further cash to fund its operations and, if so, what are those steps and how likely does it believe that they will be successful?	
Answer: The Company is reviewing capital raising opportunities and will undertake a capital raising in the coming quarter of a sufficient size to meet ongoing exploration and working capital requirements.	

Mining exploration entity or oil and gas exploration entity quarterly cash flow report

8.8.3 Does the entity expect to be able to continue its operations and to meet its business objectives and, if so, on what basis?

Answer:

Yes, see 8.8.2 above.

Note: where item 8.7 is less than 2 quarters, all of questions 8.8.1, 8.8.2 and 8.8.3 above must be answered.

Compliance statement

- 1 This statement has been prepared in accordance with accounting standards and policies which comply with Listing Rule 19.11A.
- 2 This statement gives a true and fair view of the matters disclosed.

Date: 30 April 2026.....

Authorised by:By the Board
(Name of body or officer authorising release – see note 4)

Notes

1. This quarterly cash flow report and the accompanying activity report provide a basis for informing the market about the entity's activities for the past quarter, how they have been financed and the effect this has had on its cash position. An entity that wishes to disclose additional information over and above the minimum required under the Listing Rules is encouraged to do so.
2. If this quarterly cash flow report has been prepared in accordance with Australian Accounting Standards, the definitions in, and provisions of, *AASB 6: Exploration for and Evaluation of Mineral Resources* and *AASB 107: Statement of Cash Flows* apply to this report. If this quarterly cash flow report has been prepared in accordance with other accounting standards agreed by ASX pursuant to Listing Rule 19.11A, the corresponding equivalent standards apply to this report.
3. Dividends received may be classified either as cash flows from operating activities or cash flows from investing activities, depending on the accounting policy of the entity.
4. If this report has been authorised for release to the market by your board of directors, you can insert here: "By the board". If it has been authorised for release to the market by a committee of your board of directors, you can insert here: "By the [name of board committee – eg Audit and Risk Committee]". If it has been authorised for release to the market by a disclosure committee, you can insert here: "By the Disclosure Committee".
5. If this report has been authorised for release to the market by your board of directors and you wish to hold yourself out as complying with recommendation 4.2 of the ASX Corporate Governance Council's *Corporate Governance Principles and Recommendations*, the board should have received a declaration from its CEO and CFO that, in their opinion, the financial records of the entity have been properly maintained, that this report complies with the appropriate accounting standards and gives a true and fair view of the cash flows of the entity, and that their opinion has been formed on the basis of a sound system of risk management and internal control which is operating effectively.

For personal use only