

6 May 2026

Company Announcements Office
ASX Limited
Exchange Centre
20 Bridge Street
SYDNEY NSW 2001

MACQUARIE AUSTRALIA CONFERENCE 2026 PRESENTATION

Dear Sir/Madam

Please find attached the Macquarie Australia Conference 2026 presentation to be presented later today.

Yours faithfully
Imdex Limited



Michael Tomasz
Company Secretary

This announcement has been approved for lodgement by the IMDEX Company Secretary.

ABOUT IMDEX

IMDEX is a leading global Mining-Tech company, which enables successful and cost-effective operations from exploration to production. The ASX listed company develops cloud-connected sensors and drilling optimisation products to improve the process of identifying and extracting mineral resources for drilling contractors and resource companies globally. IMDEX's unique end-to-end solutions for the mining value chain integrate its leading AMC™ and REFLEX™ brands. Together they enable clients to drill faster and smarter, obtain accurate subsurface data and receive critical information in real-time.

For further information visit www.imdex.com

Investor Contact Details

Ben Laffrey, Head of Group Finance & Investor Relations
Mobile: +61 (0) 431 707 596
Email: ben.laffrey@imdexlimited.com

Media Contact Details

Philippa Perry, Head of Communications & Sustainability
Mobile: +61 (0) 431 446 364
Email: philippa.perry@imdexlimited.com

IMDEXTM

Macquarie
Conference
May 2026

Record performance,
growing momentum



Forward Looking Statements

This presentation may contain certain 'forward-looking statements' & projections provided by or on behalf of IMDEX limited (IMDEX). Forward-looking statements can generally be identified by the use of forward-looking words such as, 'expect', 'anticipate', 'likely', 'intend', 'should', 'could', 'may', 'predict', 'plan', 'propose', 'will', 'believe', 'forecast', 'estimate', 'target', 'outlook', 'guidance' & other similar expressions within the meaning of securities laws of applicable jurisdictions. These forward-looking statements reflect various assumptions made by or on behalf of IMDEX.

You are cautioned not to place undue reliance on forward looking statements. The statements, opinions & estimates in this presentation are based on assumptions & contingencies subject to change without notice, as are statements about market & industry trends, projections, guidance estimates.

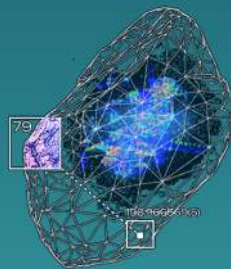
The forward-looking statements contained in this presentation are not guarantees or predictions of future performance & involve known & unknown risks & uncertainties & other factors, many of which are beyond the control of IMDEX, may involve significant elements of subjective judgement & assumptions as to future events which may or may not be correct. The forward looking statements are subject to significant business, economic & competitive uncertainties & contingencies associated with the mining – technical services industry which may be beyond the control of IMDEX which could cause actual results or trends

to differ materially, including but not limited to retention of key business relationships, environmental impacts & claims, operational & executional risks, research & development & intellectual property risks, an inability to meet customer demand, price & currency fluctuations, operating results, legislative, fiscal & regulatory developments, economic & financial market conditions in various countries, approvals & cost estimates, environmental risks, ability to meet funding requirements & share price volatility. Accordingly, there can be no assurance that such statements projections will be realised. IMDEX makes no representations as to the accuracy or completeness of any such statement of projections or that any forecasts will be achieved.

A number of important factors could cause actual results, achievements or performance to differ materially from the forward-looking statements, including the risks & uncertainties set out above. Investors should consider the forward-looking statements contained in this presentation in light of those matters. The forward-looking statements are based on information available to IMDEX as at the date of this presentation. Except as required by law or regulation (including the ASX listing rules), IMDEX undertakes no obligation to provide any additional or updated information whether as a result of new information, future events or results or otherwise. Indications of & guidance or outlook on, future earnings or financial position or performance are also forward-looking statements.

Our purpose as a leading mining technology & earth science company is to efficiently & sustainably unlock the earth's value.

We enable customers to find, define & optimise the subsurface with confidence & speed.



Capture⁰¹

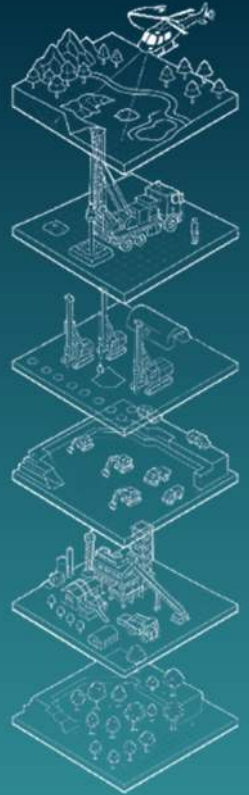
High-quality rock data at the source, every time

Analyse⁰²

Turn rock data into rock insight at scale

Solve⁰³

Rock insight into confident decisions



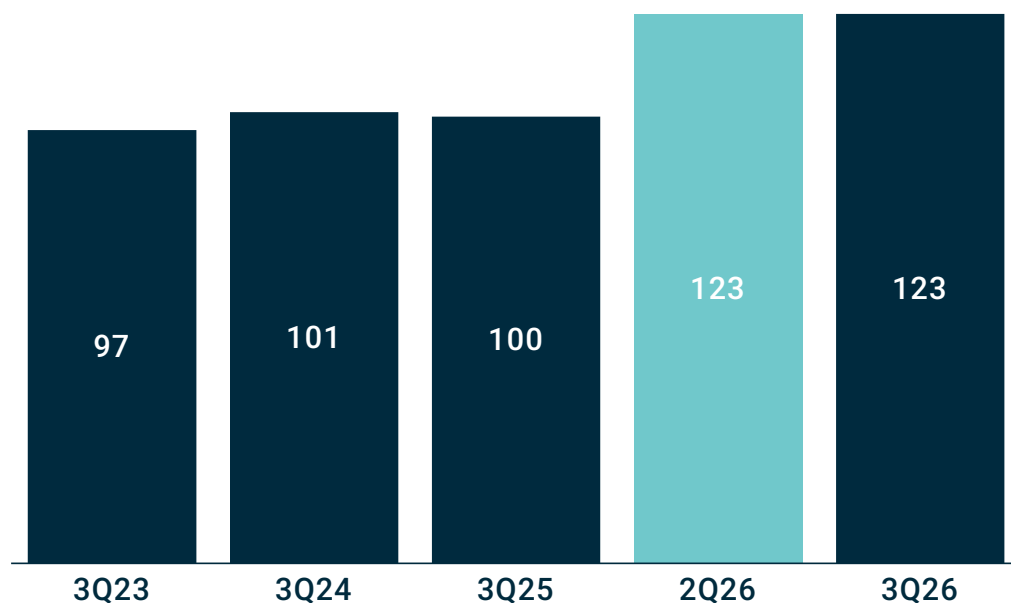


**3Q26 Business
Update**

**Record 3Q revenue –
global momentum**

3Q FY26

Record 3Q revenue – up 29% pcp constant currency (ccy)



- > Group revenue up 23% pcp (up 29% ccy)
- > Organic revenue up 19% pcp (up 26% ccy)
- > Sensors, services & SaaS revenue up 28%, now 70% of Group revenue

Revenue growth by solution:

- > Sensor rental revenue up 27% pcp
- > Integrated Field Services revenue up 27% pcp
- > IMDEX Mining Technologies up 26% pcp
- > Digital revenue up 114% pcp driven by acquisitions
- > Sale of goods up 7% pcp

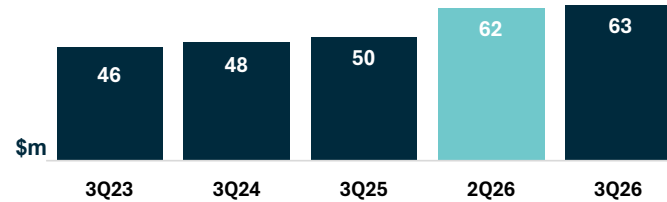
3Q26 Revenue is unaudited
Organic revenue is non-acquired revenue and excludes revenue from Earth Science Analytics, Datarock, ALT and MSI

3Q Revenue by region

Every region growing – global diversification delivering

Americas – North, Central, South America

51%
of group revenue



3Q25 v 3Q26

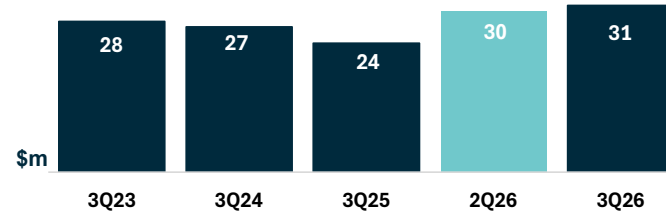
+27%
(2% qoq)

3Q26 Commentary

- › Strong growth in USA, led by sensors
- › Expanded activity across Canada
- › Increased penetration of integrated field solutions
- › Includes 1 month of Mount Sopris revenue
- › 3Q26 revenue is 18% USMX, 17% Canada, 16% SAM

APAC – Australia & Asia Pacific

25%
of group revenue

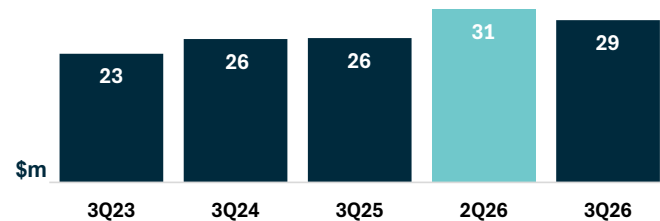


+28%
(3% qoq)

- › WA activity driving sensor revenue
- › Increased penetration of integrated field solutions
- › Strong uptake of next gen products
- › Includes 2 months of Datarock revenue
- › 3Q26 revenue predominantly from Australia (24%) & Asia (1%)

EMEA – Europe, Middle East & Africa

24%
of group revenue



+10%
(-7% qoq)

- › Strong uptake of next gen products
- › Includes 1 month of ALT revenue
- › QoQ driven by project timing in Europe
- › No operational disruption from Middle East conflict
- › 3Q26 revenue is 10% Europe, 14% MEA

Note: qoq = quarter on quarter.

3Q Strategic Highlights - Momentum across all growth pillars

Ready to meet rising market demand, and continue to execute on strategy

Meet the Market

- Tools on hire up 33% pcp
- Next generation tools on hire 12% of fleet (up from 8% pcp)
- Integrated Field Services revenue up 28% YTD pcp

Integrate our acquisitions

- Datarock
- ALT
- Mount Sopris Instruments
- Krux

Continue revenue diversification

- IMDEX Mining Technologies revenue up 40% YTD pcp
- Digital revenue up 66% YTD pcp (incl acquisition revenue)

AI is an enabler for IMDEX

As AI reshapes software, being inside the workflow is everything – that's where IMDEX sits

01 – THE FOUNDATION



We originate the data

Our tools are in the ground when drilling happens. We capture the data at the source.



02 – THE OPPORTUNITY



We enrich the data

We take the captured data – QA, analyse and turn it into useful insights for customer decisions.



03 – THE ADVANTAGE



We turn it into answers

We apply AI to that data to give customers faster, clearer answers about the orebody – so they make faster, smarter decisions with less risk

WHAT THIS MEANS FOR INVESTORS



WE CONNECT HARDWARE TO SOFTWARE

We are vertically integrated from hardware sensors to software insights



WE DELIVER INSIGHTS INTO CUSTOMER MODELS

AI means our customers make decisions, faster. That's good for them. It's great for us.



WE HAVE THE PLATFORM FOR GROWTH

Good AI requires good data. Our data is the best there is.

For personal use only



Outlook

Fundamentals continue
to strengthen

Looking forward – Americas

Delivering sustained earnings momentum & high-quality growth

NORTH AMERICA

- › Seasonal transition underway, supporting strong demand from winter into summer drilling programs
- › Strong commodity prices support exploration raisings, with majority of funds yet to be deployed
- › USA activity remains a highlight, with the benefit of increased exploration budgets and the FAST-41 program of expedited approvals still to come
- › Increasing demand for digital solutions is driving software growth & supporting quality of earnings

SOUTH AMERICA

- › Activity in South America is at an all time high with 1H25 activity continuing into 2H26
- › Copper demand continues to drive activity in Chile, Argentina & Peru
- › Strong gold prices sustaining exploration activity
- › Integrated Field Solutions demand strong & poised for continued growth

Looking forward – Europe, Middle East & Africa

Resource security policy underpins surging brownfields exploration

EUROPE

- › Stable activity levels across the region underpinned by steady brownfield execution
- › Scandinavian market showing positive signals, coupled with continued growth in the Balkans
- › Policy driven demand in defense, resources & infrastructure expected to support increased activity & multi-year project visibility
- › Strong opportunity of Integrated Field Services, predominantly DCD

MEA

- › Activity momentum supported by rising gold & structurally favourable copper fundamentals
- › Brownfields & near mine work from major miners continues to underpin regional demand
- › Emerging opportunities in Zambia, East Africa & Saudi Arabia offsetting softness in West Africa
- › Saudi Arabia entry into mining has seen increased demand for digital offerings & latest technology

Looking forward – Australia & Asia Pacific

New technologies leading growth

AUSTRALIA & ASIA PACIFIC

- Activity remains two-speed, with WA gold strength offsetting softer east-coast conditions
- Gold continues to underpin demand; coal remains soft, iron ore steady & other commodities mixed
- Commodity price continues to support activity levels, with underground drilling outpacing surface
- Improving sentiment across Asia is translating into higher exploration activity
- Customers are increasingly prioritising productivity & efficiency, supporting demand for technology-led solutions



OMNIx38 – underground



DeviAligner – underground



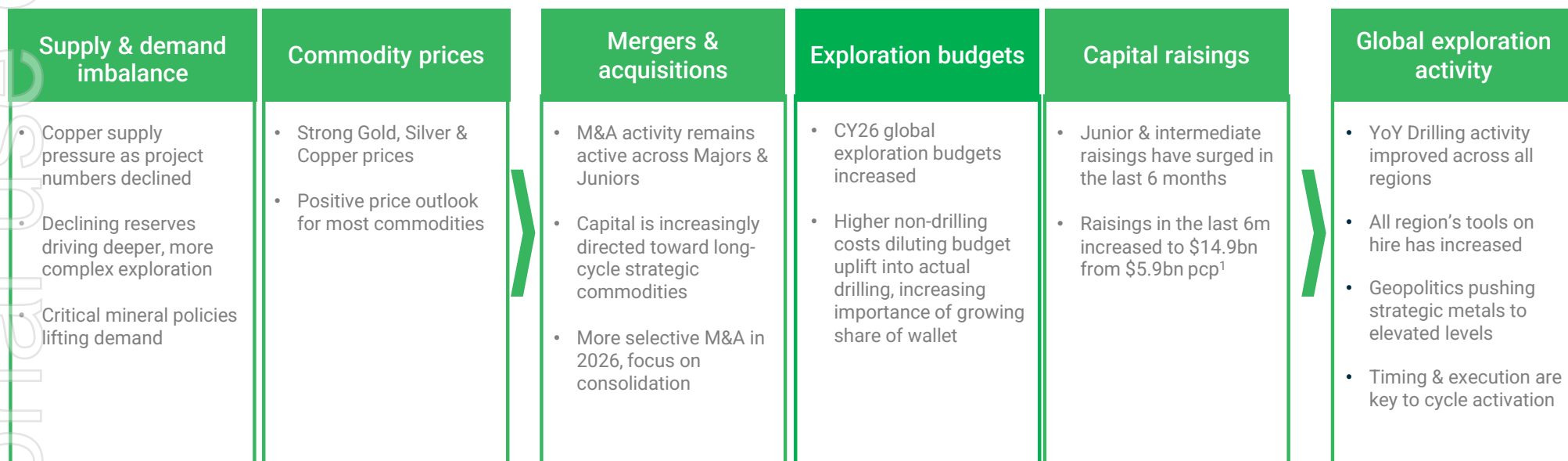
ACTx

Global industry – Macro conditions shift from stability to activation

All traffic lights are green – execution is the only variable

What has changed since 1H:

- Market feedback is guiding CY26 budgets to trend 15 - 20% above CY25
- Juniors & intermediates continue to raise capital with new projects commencing in Western Australia & Western Canada
- Government policy increasingly an active driver of demand



1. As at 31 March 2026. Source: S&P Global Market.

Governments are leading policy settings supportive of minerals investment

More than 35 countries have established >450 critical minerals policies

Canada

- Critical minerals a national security focus
- Permitting processes an active policy focus
- Federal-Provincial coordination remains an area for policy improvement

Europe

- Defence & energy self-reliance focus
- Sovereign sourcing & industrial scale-up
- Policies supporting secure supply chains

USA & Central America

- Critical minerals elevated as a strategic priority
- Government support for domestic supply chains
- Fast-41 program designed to expedite approvals
- Increasing influence through the use of inter-governmental agreements

South America

- Governments supporting foreign investment
- Regulatory settings evolving to encourage capital inflows

MEA

- Sovereign capital backing industry expansion
- Saudi Arabia Vision 2030
- Domestic refining increasingly prioritised

APAC

- Regulatory environment constraining investment
- WA resilient; Asia improving

IMDEX's capabilities delivering sustainable earnings growth

Market leading integrated physical-digital system

- Proprietary, IP protected portfolio across sensors, drilling & analytics, deployed through a global network
- Integrated Field Solutions embedded in customer workflows, enabled by deep customer partnerships
- Expanding customer penetration & share of wallet increasing through integrated offerings, scaled across regions

High quality earnings & strong cash conversion

- Structurally higher margins underpinned by a technology led, capital-light model
- Growing exposure to premium, technology-rich revenue streams driving operational leverage
- Strong operating cash flow with high cash conversion, supporting sustainable free cash generation

Disciplined capital allocation


- Through the cycle investment in R&D to sustain technology leadership & innovation
- Strong balance sheet providing financial flexibility to fund organic growth & value accretive opportunities
- Disciplined use of debt & debt amortisation; sustainable dividend policy

Leveraged to multi-year exploration upcycle

- Well-positioned to benefit from an increase in global demand for exploration
- Increasing geographic & revenue diversification, reducing earnings cyclicality
- Supportive industry macros from strong commodity prices & rising exploration capital flows

for personal use only

APPENDIX



IMDEX's evolving business

Guidance on key items below EBITDA remains consistent except for Finance costs

- Capital Expenditure (PPE & Intangibles¹): \$65-\$70m (FY25: \$57m)
- Depreciation & Amortisation²: \$62m-\$67m (FY25: \$53m)
 - Amortisation of acquired IP & other intangibles³: \$14m-\$17m (FY25: \$13m)
- Finance costs: **\$12m – \$14m** up from \$10m - \$12m (FY25: \$12m) increased due to interest rate rises
- Effective Income tax rate⁴: 32% (FY25: 32%)
- R&D: unchanged at 8-10% of revenue

These impacts include the acquisition & consolidation of ESA, Datarock, ALT/MSI & Krux.

1. Intangibles excludes acquired intangibles however does include capitalised R&D & software.
2. Includes depreciation of property, plant & equipment, right of use assets, & amortisation of intangible assets.
3. Amortisation of intellectual property & other intangibles.
4. Normalised effective tax rate.