

For personal use only

DEVELOPING THE

Couflens High Grade Tungsten-Gold Project In France



MAY 2026

CORPORATE PRESENTATION

[APOLLOMINERALS.COM](https://www.apollominerals.com)

ASX:AON



Investment Highlights

HIGH GRADE COUFLENS TUNGSTEN-GOLD PROJECT IN FRANCE

High Grade Tungsten



- 2.5% WO₃ mined in the mine's latter years, up to 8.25% WO₃ in rock chip samples at surface
- Mined 930kt ore @1.5%, 13,950 WO₃ in conc.
- Tungsten market at all-time highs

Well Funded For Aggressive Work Programs



Recent \$6.5 million placement and additional \$2.8 million strategic investment by Tribeca Investment Partners

Gold Upside Potential



High grade gold demonstrated in rock samples (up to 24.5g/t) and historical drilling including gold confirmed to depths of 600m, indicating scope for significant scale

Proven Board & Management



Strong track record of unlocking significant value through responsible development

Significant Exploration Potential



Couflens combines opportunities for the reactivation of the high-grade Salau tungsten mine coupled with significant untapped regional exploration potential

Strong French and EU Support



France announces Acceleration of Strategic Projects - 2026
European Critical Raw Materials Act (CRMA) - 2024
Australia & France bilateral agreement on critical minerals - 2023



Couflens High Grade Tungsten Gold Project

For personal use only

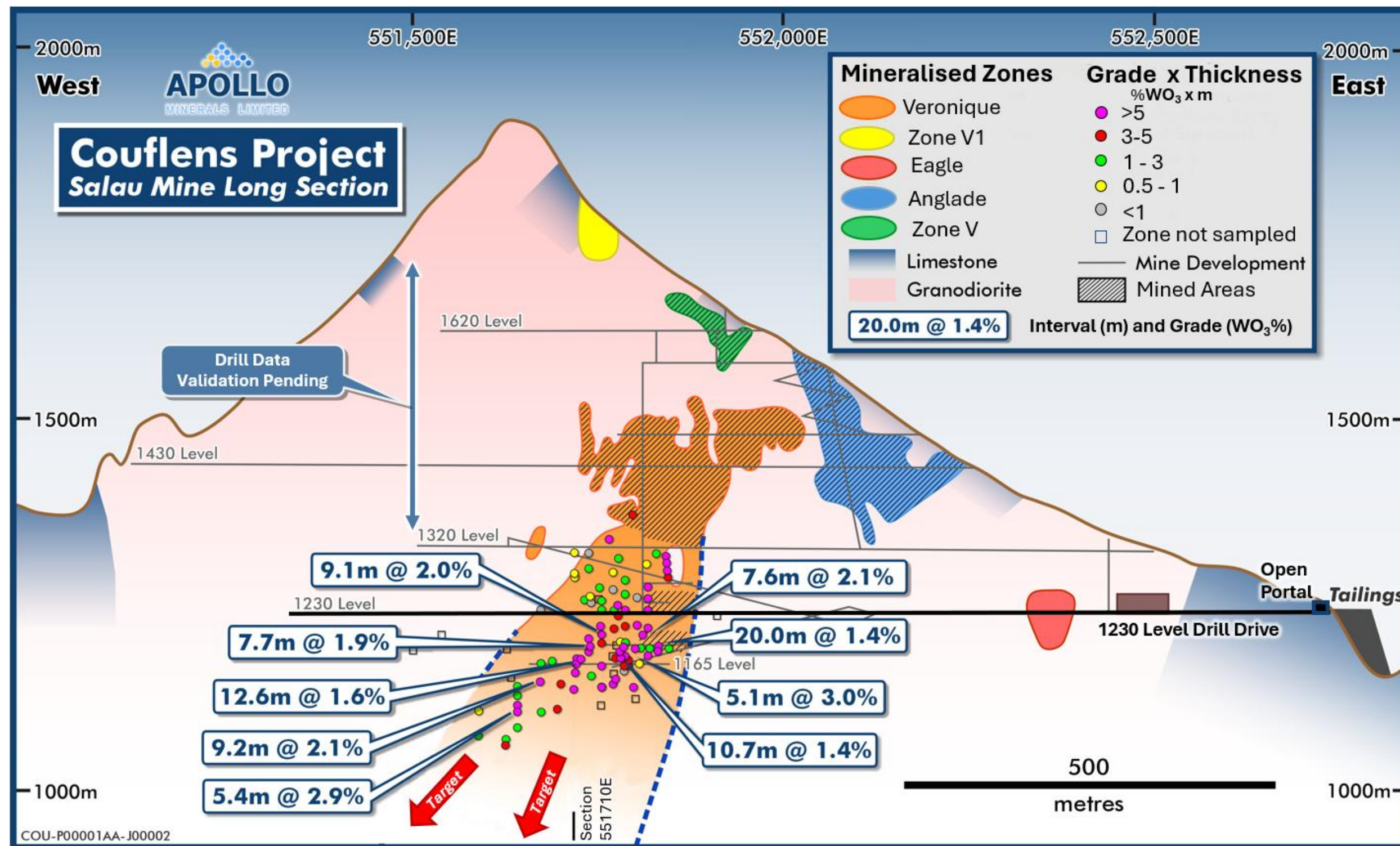
Couflens includes the historical Salau Mine which was **one of the highest-grade tungsten mines in the world** and remains open at depth

Mining averaged **2.5% WO₃** in its final year of operation.

Extensive accessible underground development - **significant access due to remediation work already undertaken**

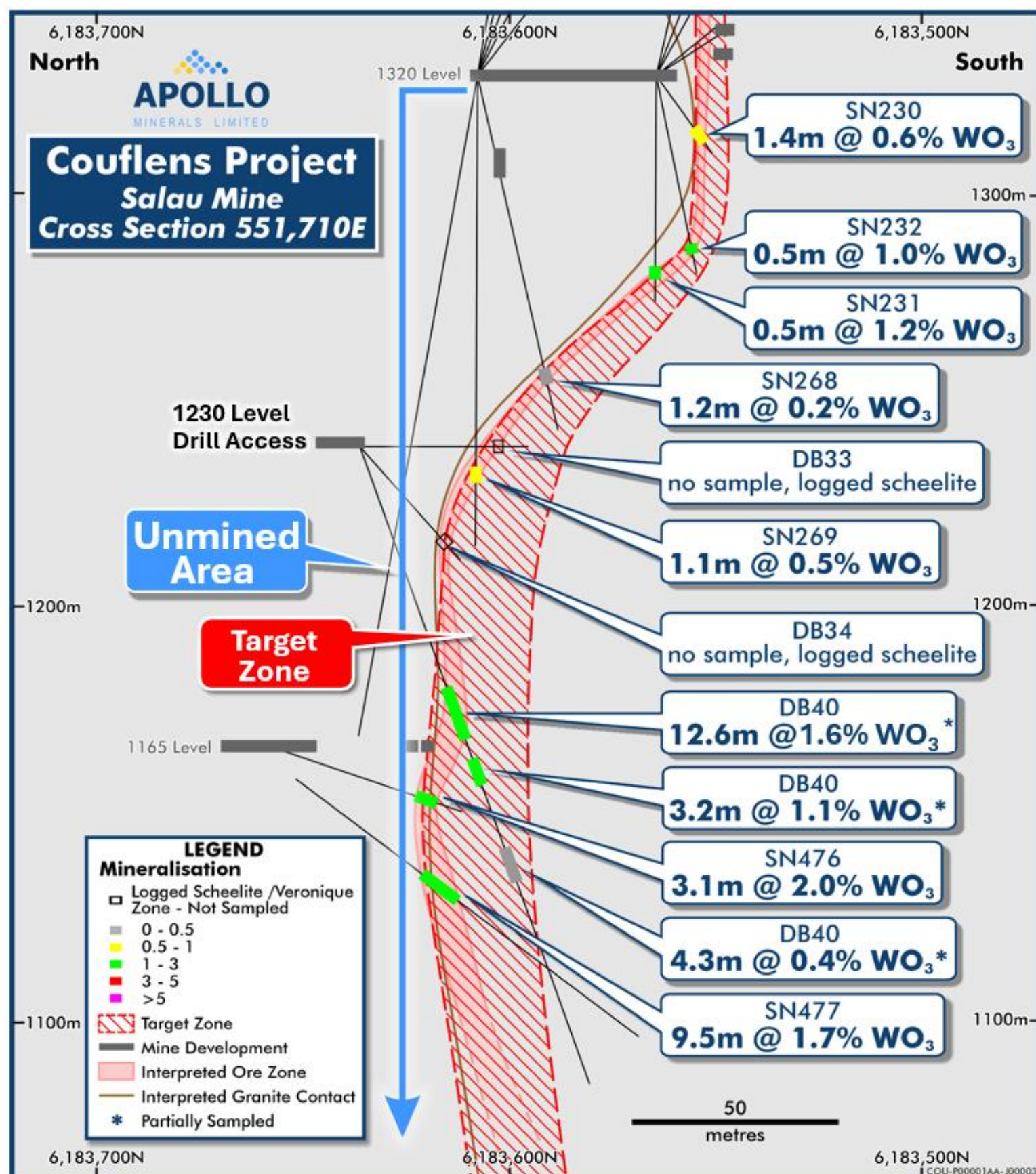
Potential to reopen the mine and aggressively explore **significant in-mine and regional tungsten and gold targets**

Extensive database of historical drilling (70,000m) available providing significant time and cost savings





Geometry Suitable for Mechanised Mining




First phase of data review has identified historical intercepts of up to **5.3% WO₃**

High-grade trend and down dip targets have been identified around the Veronique Zone (**average production of 2.8% WO₃ during last 6 months of mining**)


Significant historical intercepts include:

- 20.0m @ 1.4% WO₃
- 12.6m @ 1.6% WO₃
- 9.2m @ 2.1% WO₃
- 9.1m @ 2.0% WO₃
- 5.1m @ 3.0% WO₃

Review and validation of data ongoing



Development Face – 1320 Level



Drill Access – 1230 Level



Underground Workings

Abundant Remnant Mineralisation

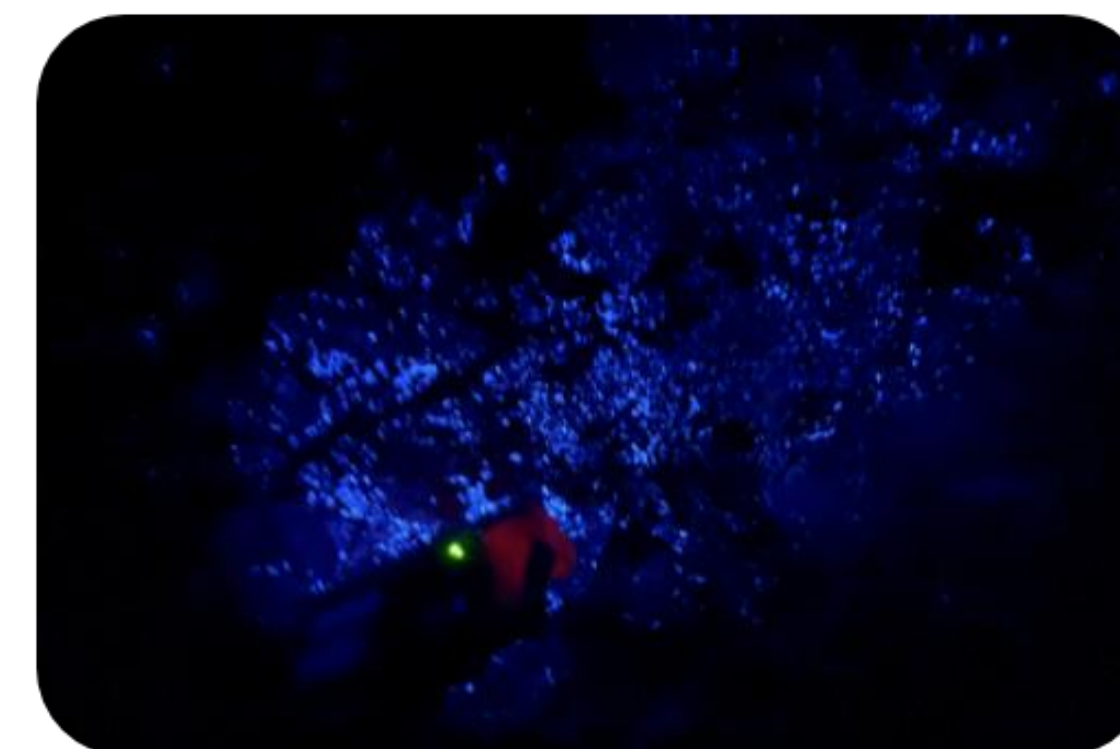
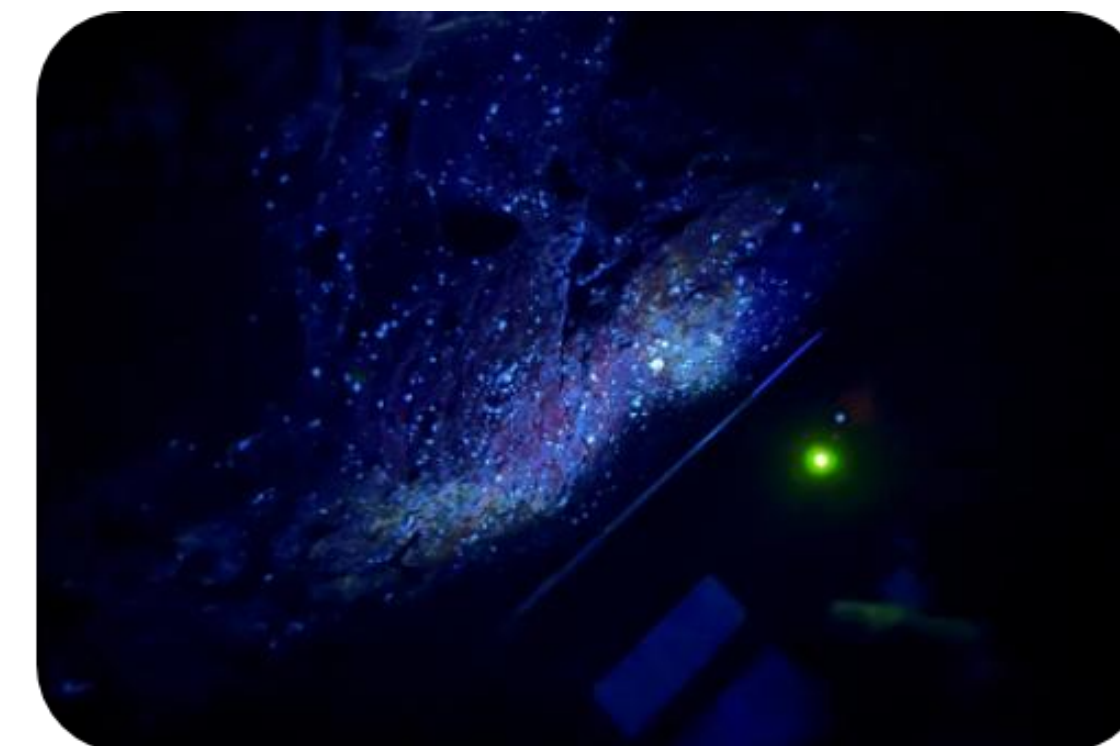
Existing underground development contains exposed disseminated scheelite. ●

Images shown under white light and UV light. (scheelite is the fluorescent blue mineral in UV light).

Photos taken of partially-mined workings in February 2026 by the Company on first inspection of the 1320 Level. ●

Scheelite occurs as disseminated crystals, from 1 to 15%, over a width of 0.5m to 2m in individual sulphide rich bands which are sub-parallel to shear/lithology contacts. ●


Sampling has not yet occurred.





Extensive, Accessible Underground Development

For personal use only



Drive Access



Drill Access – 1230 Level




Ore Face – 1320 Level



Rail Haulage



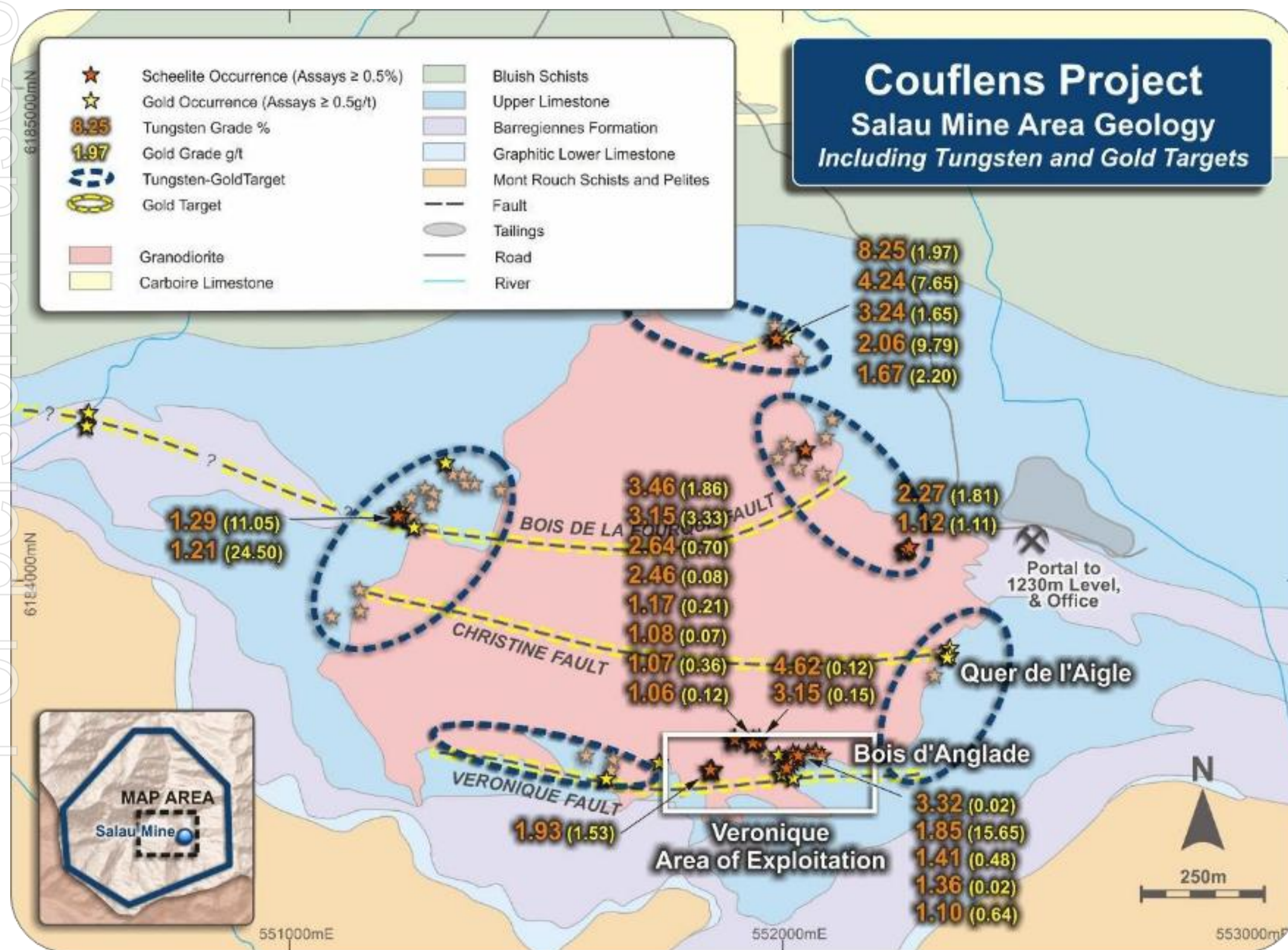
Decline 1230-1320 Levels



Ore Face – R15 Cuddy



Near Mine Targets



Multiple Near-Mine and Regional Tungsten and Gold Targets

Assays from the northeastern margin:

- 8.25% WO_3 with 1.97g/t Au
- 4.24% WO_3 with 7.65g/t Au
- 3.24% WO_3 with 1.65g/t Au
- 2.06% WO_3 with 9.79g/t Au

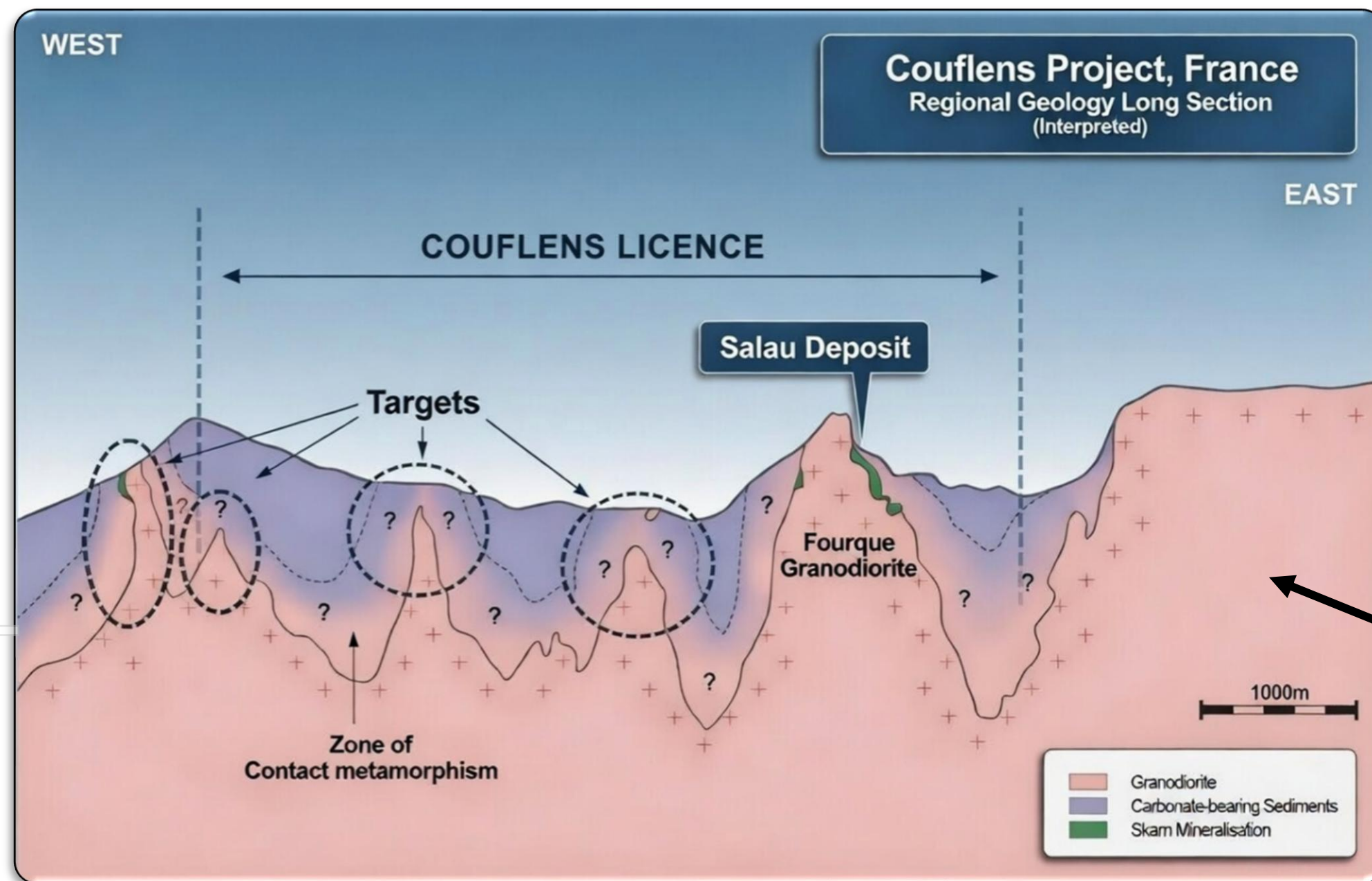
Gold grades of up to 24.5g/t from rock chip samples at surface

Significant untapped regional exploration potential

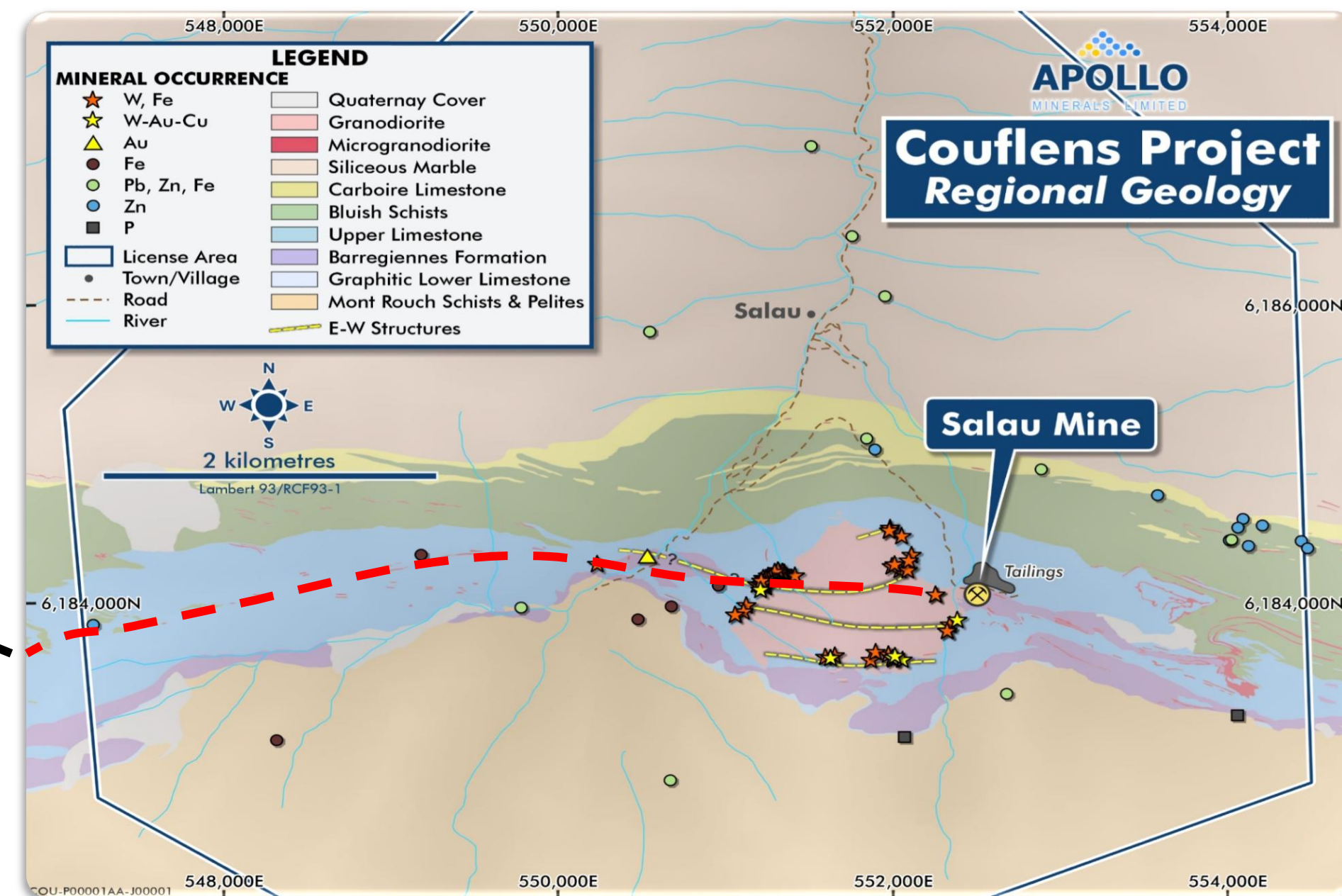
The presence of gold both at surface and at depths of 600m indicates the potential for significant scale



Large Scale Regional Potential



Regional Intrusive and Skarn Repeat Potential – Long Section



Regional Shearing-Related Gold Trends

For personal use only



Regional Context

For personal use only



Imerys' Trimouns Talc Project - the **world's largest open pit talc operation** - 50km from Couflens

The French State has invested **€50m** into Imerys' Lithium Project, acquiring a 30% stake

Toulouse (~110km from Couflens) offers major industry hubs
Airbus in Toulouse is the largest industrial site in the country
Toulouse Hubs provide the opportunity for offtake contracts



<https://www.flightglobal.com/>



Multiple Catalysts For Value

Completed

- Original baseline environmental impact assessment studies ✓
- Geological mapping inside the historical mine ✓
- Reviewed and digitised regional exploration data ✓
- Identified high priority near mine and regional targets for further exploration ✓
- Generated new exploration targets ✓
- Completed initial geochemistry and surface sampling programs ✓
- Designed drill programs to confirm known zones of mineralisation and test for extensions ✓

Current and Future Work Programs

- Compilation of historical BRGM data ↓
- Community engagement ↓
- Environmental permitting ↓
- Finalising permits for mine access ↓
- Airborne EM surveys ↓
- Ground exploration ↓
- Sourcing of drilling contractors ↓
- Phase 1 drilling (surface/underground) (minimal disturbance) ↓
- Tailings Reprocessing ↓
- Phase 2 drilling and studies ↓

Natural Light



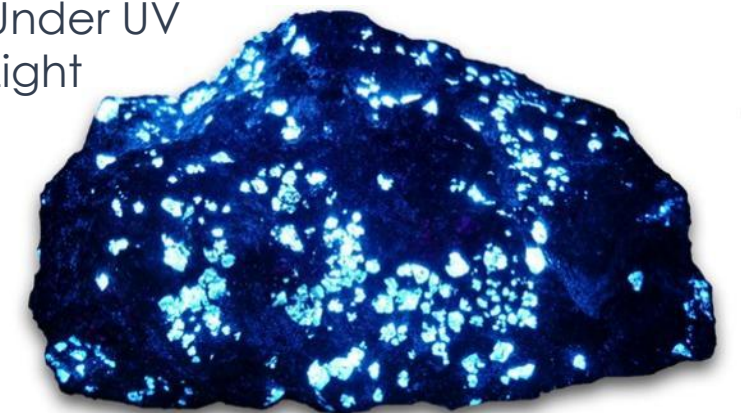
Sample from high-grade Salau Mine

underground channel sampling

mapping underground

initial metallurgical test work

Under UV Light



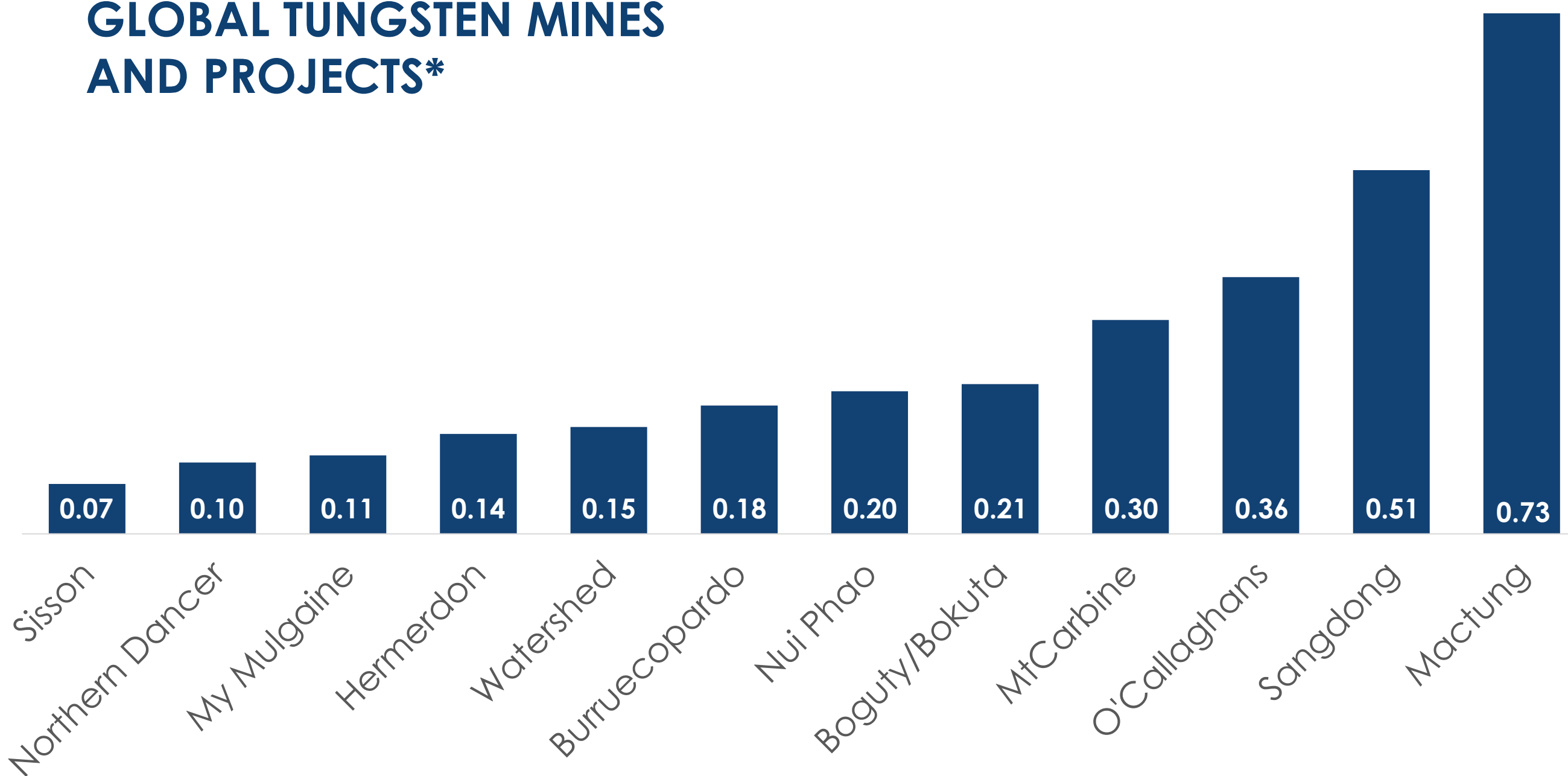
Sample from high-grade Salau Mine

For personal use only



Global Tungsten Projects

GRADES (%WO₃) OF GLOBAL TUNGSTEN MINES AND PROJECTS*



- Average grade of projects just 0.3% WO₃ (Most ≤ 0.2% WO₃)
- Significant benefits for new high-grade projects to come on-stream
- Mittersill underground mine in Austria mining at a 0.3% WO₃ head grade



High grade Veronique style tungsten scheelite

The chart included above displays the combined Measured and Indicated grade (% WO₃) of various global Tungsten Projects for general illustrative purposes only – Refer to Appendix A for additional information.



Strong French and EU Strategic Support

Couflens Poised to Benefit

For personal use only

1 European Critical Raw Materials Act (CRMA) - 2024¹

Tungsten is listed as both a **Critical and Strategic** EU raw material within the CRMA

The CRMA established a **framework for secure, sustainable supply of minerals** and established targets for EU consumption of critical minerals by 2030:

- **10% from extraction in the EU**; 40% through processing and 15% through recycling.
- No more than 65% of the EU's annual consumption should come from a third country supplier.
- **Strategic Project Status** allows for Permitting and Financial Support

3 Italy, France and Germany collaborate on stockpiling critical minerals - 2025⁴

The three Governments are pushing towards faster action and pledged to set extraction, processing and recycling targets for each strategic raw material

French State announces €50m investment in Imerys' lithium project taking a 30% stake - 2026

2 Australia & France - 2023 bilateral agreement on critical minerals²

Australia and France will work together on a joint study supporting secure bilateral critical minerals supply chains

Australia & European Union Memorandum of Understanding (MoU)³- 2024

Cooperating on sustainable critical and strategic minerals value chains between EU and Australia

4 France Announces Acceleration of Strategic Projects - April 2026⁵

150 Industrial projects to be supported with "accelerated procedures, deadlines for authorisations and shortened permits and limitations of litigation"

Key Pillars including:

- **Backing local raw critical metals and raw materials** and recycling chains; with a European preference
- **Speeding up project delivery with simplification of laws, procedures, and authorisations**
- **Availability of Energy Production**

1. https://single-market-economy.ec.europa.eu/sectors/raw-materials/areas-specific-interest/critical-raw-materials/critical-raw-materials-act_en

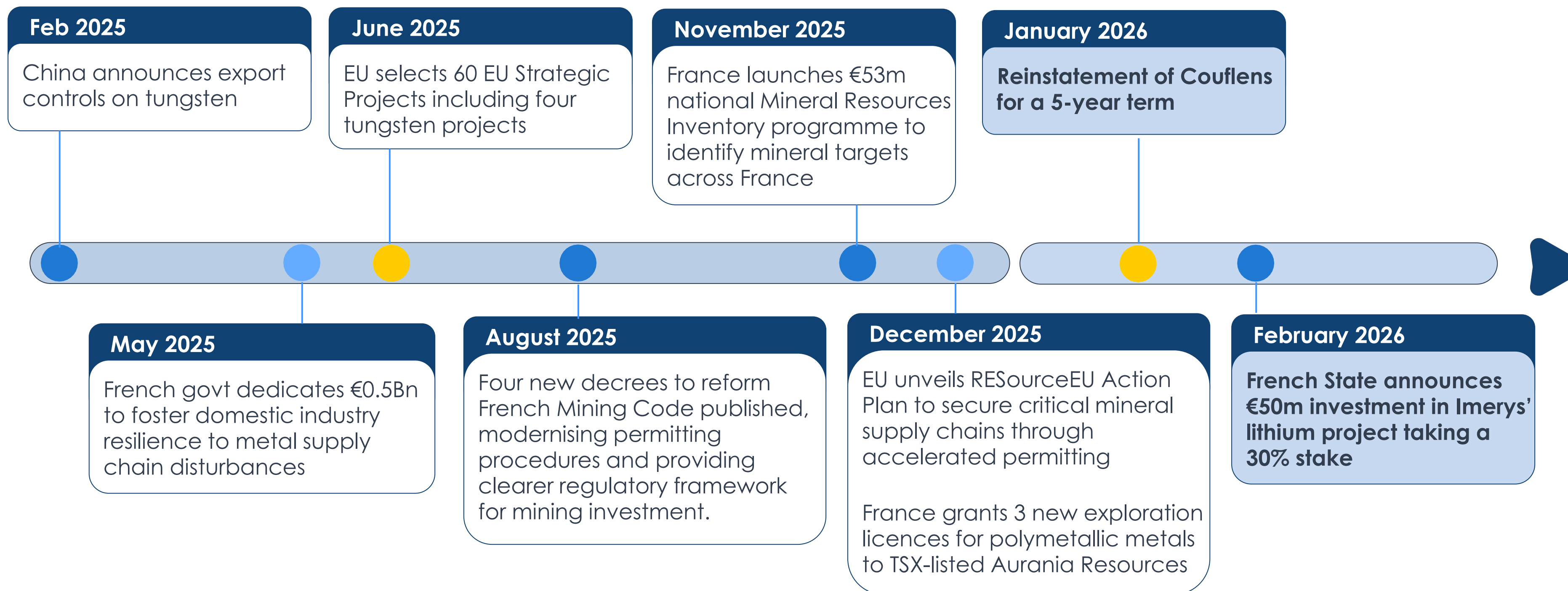
2. <https://www.industry.gov.au/news/australia-and-france-sign-bilateral-agreement-critical-minerals>

3. <https://www.industry.gov.au/news/australia-and-france-sign-bilateral-agreement-critical-minerals> 4. <https://www.iea.org/policies/18086-france-germany-italy-joint-communique-on-critical-raw-materials> 5. <https://www.lefigaro.fr/conjoncture/c-est-la-methode-notre-dame-de-paris-l-etat-va-lever-les-blocages-sur-150-projets-industriels-strategiques-pour-la-france-20260422>



Governmental Support Progression

For personal use only





Corporate Overview

ASX: AON | Apollo Minerals

1,254M

Ordinary shares on issue



A\$0.07

Share price



Shareholders

56%

Top 20 Shareholders

8%

Board & Management



AU\$86.8M

Market cap



\$8.9M

Cash*



* As of March 2026, Quarterly Report

CONTACT US



Level 9, 28 The Esplanade
Perth, WA 6000



+61 8 9322 6322
info@apollominerals.com



MAY 2026
CORPORATE PRESENTATION

APOLLOMINERALS.COM
ASX:AON
ABN: 96 125 222 924



Executive & Management

Extensive Development and Mining Experience

Ian Middlemas | Non-Executive Chairman

An experienced Chairman across multiple international stock exchanges including ASX, LSE, NASDAQ and other major European exchanges. As Founding Chairman of Apollo Group, Mr Middlemas has been involved in the identification and discovery of multiple significant mineral deposits that have unlocked exceptional value



Neil Inwood | Managing Director

Mr Inwood is a Geologist with over 30 years' international experience in the exploration and mining industry, particularly in base metals, gold and uranium. He has had significant management, consulting, and venture capital experience.



Paul Roberts | Non-Executive Director

Mr Roberts has a long, successful history in mineral exploration management and mine geology. He was the Founder and Managing Director of gold explorer Predictive Discovery Limited (ASX:PDI) for over a decade, where he was responsible for the discovery of the world class Bankan Gold Project in Guinea, West Africa.



Robert Behets | Non-Executive Director

Mr Behets is a geologist with over 35 years' experience in global mineral exploration and mining. Mr Behets was instrumental in the founding, growth and development of Mantra, an African-focused uranium company, through to its acquisition by ARMZ for approximately A\$1 billion in 2011.



Ajay Kejriwal | Non-Executive Director

Mr Kejriwal has over 25 years' experience in finance and commerce, and is currently a consultant to Juniper Capital, a natural resource investment and advisory business. Prior to Juniper Capital, he was a banker leading many investment transactions across oil and gas, mining, real estate and asset management sectors.





Tungsten: A Strategic Metal

Tungsten Applications

Essential Industrial Metal With Outstanding Properties

- Highest tensile strength and melting point (3,400°C) of all metals
- Very high density and second strongest material after diamond


Fabricated Tungsten Products

e.g. electrical & electronic contacts



Cemented carbides

used in drilling tools & wear-resistant parts




Medical

Applications and products



Alloy steels

alloys used primarily in tools



Defence

e.g. electrical & electronic contacts, hard-surface





Tungsten: A Critical Defence Material

For personal use only

Critical Minerals in a Tomahawk Missile

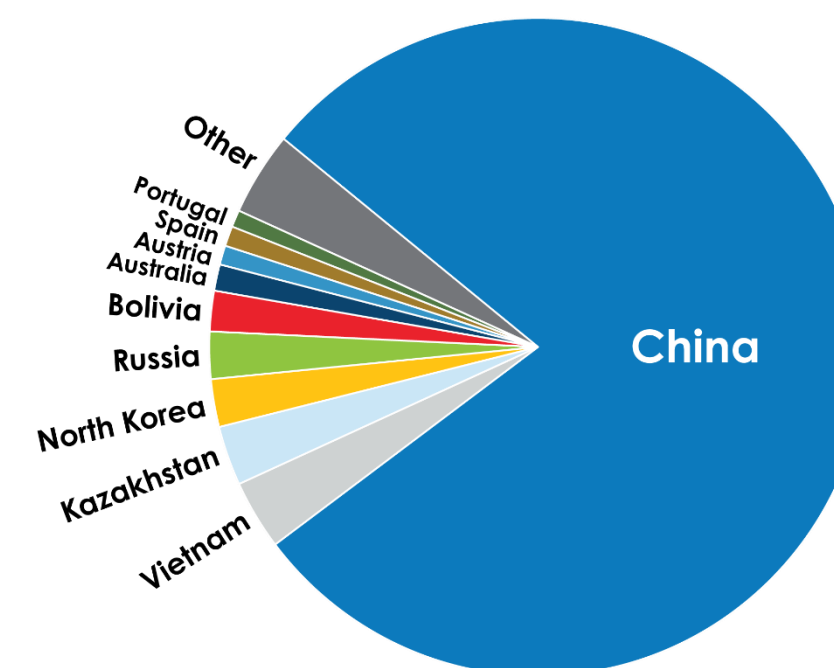


| | |
|------------------------|---|
| 74 W | Tungsten Control surfaces, penetrating components |
| 13 Al | Aluminium Airframe made of lightweight alloys |
| 47 Ag | Silver Wiring, circuit boards, connectors, solder |
| 73 Ta | Tantalum Capacitors in electronics |
| 31 Ga | Gallium Semiconductor electrons |
| 83 Bi | Bismuth Fuses & electronics |
| 29 Cu | Copper Wiring, high performance electronics |
| 22 Ti | Titanium Alloys in high temp/strength components |
| 27 Co | Cobalt Superalloys |
| 6 C | Carbon Electronics & Heatshields |
| 42 Mo | Molybdenum Turbine components |
| 23 V | Vanadium Specialised alloys |
| 15 P | Phosphorus Fuses & electronics |

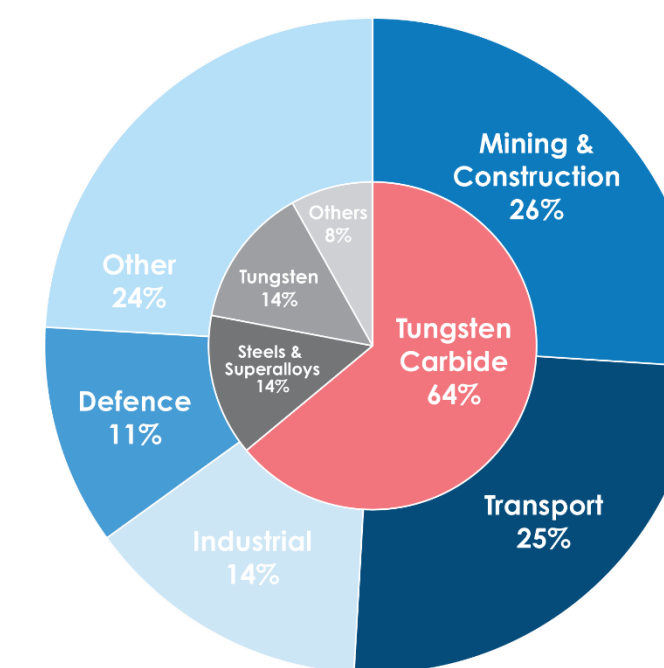
A critical and strategic defence metal

- China concentrated supply – **diversification required**
- China controls global supply ~84% in 2024
- Supply constraints have led to Tungsten APT prices rising to > \$2000/MTU in 2026
- Annual usage is ~90,000t per year
- China consumes > 55% usage
- Global Defence Industries > 11% usage (2025)

Global Tungsten Production, 2025



Global Tungsten Demand





Tungsten & Gold Market Drivers

Tungsten is critical for many industries including drilling, automotive, military and aerospace, fueling demand to historic levels



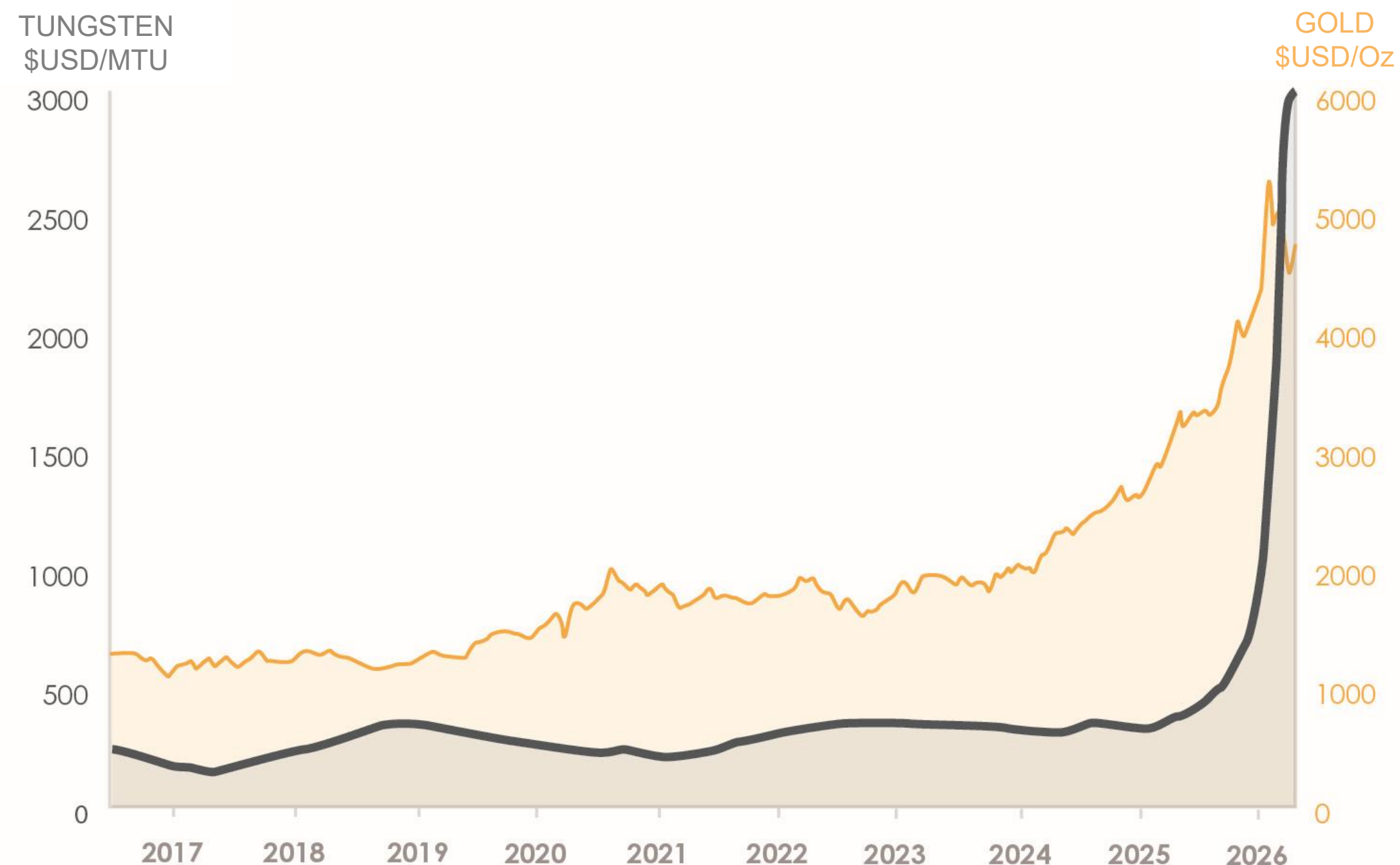
China accounts for over 80% of tungsten production, with concerns over the security of supply to western processors accelerating demand



The deepening supply deficit is providing further tailwinds to the tungsten market



The outlook for gold prices remains bullish by major banks and analysts, driven by ongoing global economic and geopolitical uncertainty



Note: Tungsten pricing is in Metric Tonne Unit ('MTU') - One MTU is 10Kg WO₃



Commitment To Responsible Development

For personal use only

Apollo Minerals regards caring for the environment as an integral part of our business and is committed to operating in a responsible manner which minimises our impact on the environment



We seek to develop and maintain positive, enduring relationships with our host communities by striving for mutual understanding of each other's needs and aspirations



We support ongoing consultation with local communities and public authorities and will commit to communicate openly and transparently about activities that might affect host communities, including making available accurate and up to date information to allow effective decision making.



We have a responsibility to ensure that the social, economic and environmental impact of our investment in the region is positive.





Appendix A – Global Tungsten Projects

| Property Name | Development Stage | Owner | Proven Reserves (Mt) | Probable Reserves (Mt) | Total Reserves (Mt) | Measured Tonnes (Mt) | Indicated Tonnes (Mt) | Inferred Tonnes (Mt) | Total Resource (Mt) | Proven Reserve Grade % | Probable Reserve Grade % | Reserve Grade % | M&I Grade % | Measured Grade % | Indicated Grade % | Inferred Grade % | Resource Grade % | References |
|----------------------|-------------------|---------------------------|----------------------|------------------------|---------------------|----------------------|-----------------------|----------------------|---------------------|------------------------|--------------------------|-----------------|-------------|------------------|-------------------|------------------|------------------|--|
| Los Santos | C&M | Almonty Industries | 0.1 | 1.4 | 1.5 | 0.1 | 2.1 | 1.9 | 4.1 | 0.44 | 0.33 | 0.34 | 0.29 | 0.41 | 0.28 | 0.25 | 0.27 | Link Link Link Link |
| Valtreixal | Development | Almonty Industries | 0.0 | 2.5 | 2.5 | 0.0 | 2.8 | 15.4 | 18.2 | 0.00 | 0.25 | 0.25 | 0.25 | 0.00 | 0.25 | 0.08 | 0.11 | |
| Panasqueira | Operating | Almonty Industries | 0.8 | 1.2 | 2.0 | 2.0 | 8.0 | 10.3 | 20.3 | 0.22 | 0.19 | 0.20 | 0.23 | 0.20 | 0.23 | 0.24 | 0.23 | |
| Sangdong | Construction | Almonty Industries | 0.0 | 8.6 | 8.6 | 0.0 | 8.0 | 50.7 | 58.7 | 0.00 | 0.42 | 0.42 | 0.51 | 0.00 | 0.51 | 0.43 | 0.44 | |
| Total Almonty | | | 0.9 | 13.7 | 14.6 | 2.1 | 20.9 | 78.3 | 101.3 | | | | | | | | | |
| Barruecopardo | Operating | EQ Resources | 3.7 | 10 | 13.7 | 10.0 | 10.5 | 3.9 | 24.4 | 0.14 | 0.13 | 0.14 | 0.18 | 0.19 | 0.17 | 0.26 | 0.19 | Link Link Link Link |
| Mt Carbine | Operating | EQ Resources | 0.0 | 5.2 | 5.2 | 0.0 | 18.0 | 10.7 | 28.7 | 0.00 | 0.28 | 0.28 | 0.30 | 0.00 | 0.30 | 0.30 | 0.30 | |
| Total EQR | | | 3.7 | 15.2 | 18.9 | 10.0 | 28.5 | 14.6 | 53.1 | | | | | | | | | |
| Currais Novos | Development | Largo | 0.0 | 0.0 | 0.0 | 0.0 | 3.5 | 0.8 | 4.3 | 0.00 | 0.00 | 0.00 | 0.12 | 0.00 | 0.12 | 0.09 | 0.11 | Link Link |
| Northern Dancer | Study | Largo | 0.0 | 0.0 | 0.0 | 30.8 | 192.6 | 201.2 | 424.6 | 0.00 | 0.00 | 0.00 | 0.10 | 0.11 | 0.10 | 0.09 | 0.10 | |
| Total Largo | | | 0.0 | 0.0 | 0.0 | 30.8 | 196.1 | 202.0 | 428.9 | | | | | | | | | |
| Hatches Creek | Study | Tungsten Mining | 0.0 | 0.0 | 0.00 | 0.0 | 0.0 | 12.0 | 12.0 | 0.00 | 0.00 | 0.00 | 0.00 | 0.00 | 0.00 | 0.17 | 0.17 | Link |
| Mt Mulgine | Study | Tungsten Mining | 0.0 | 140.0 | 140.0 | 0.0 | 183.0 | 76.0 | 259.0 | 0.00 | 0.10 | 0.10 | 0.11 | 0.00 | 0.11 | 0.11 | 0.11 | |
| Watershed | Study | Tungsten Mining | 6.4 | 15.0 | 21.4 | 9.5 | 28.4 | 11.5 | 49.4 | 0.16 | 0.14 | 0.15 | 0.15 | 0.16 | 0.14 | 0.15 | 0.15 | |
| Total TGN | | | 6.4 | 155.0 | 161.4 | 9.5 | 211.4 | 99.5 | 320.4 | | | | | | | | | |
| Mactung | Study | Fireweed Metals | 0.0 | 0.0 | 0.0 | 0.0 | 41.5 | 12.2 | 53.7 | 0.00 | 0.00 | 0.00 | 0.73 | 0.00 | 0.73 | 0.59 | 0.70 | Link |
| Dolphin | Operating | Group 6 Metals | 0.0 | 4.9 | 4.9 | 0.0 | 11.4 | 0.0 | 11.4 | 0.00 | 0.91 | 0.91 | 0.91 | 0.00 | 0.91 | 0.00 | 0.91 | Link |
| Sisson | Development | Northcliff Resources | 105.4 | 229.0 | 334.4 | 108.0 | 279.0 | 187.0 | 574.0 | 0.07 | 0.07 | 0.07 | 0.07 | 0.07 | 0.07 | 0.05 | 0.06 | Link |
| Hemerdon | Development | Tungsten West | 36.9 | 33.8 | 70.7 | 43.4 | 120.3 | 163.1 | 326.8 | 0.17 | 0.12 | 0.15 | 0.13 | 0.17 | 0.13 | 0.11 | 0.12 | Link |
| O'Callaghans | Resource | Greatland Resources | 0.0 | 0.0 | 0.00 | 0.0 | 65.0 | 4.0 | 70.0 | 0.00 | 0.00 | 0.00 | 0.35 | 0.00 | 0.35 | 0.31 | 0.35 | Link |
| Boguty/Bokuta | Operating | Jiaxin | 0.0 | 68.4 | 68.4 | 0.0 | 95.6 | 11.9 | 107.5 | 0.00 | 0.20 | 0.00 | 0.21 | 0.00 | 0.21 | 0.23 | 0.21 | www1.hkexnews.hk/listedco/listconews/sehk/2025/0828/11813249/sehk25081101303.pdf |
| Nui Phao | Operating | Masan High-Tech Materials | 25.2 | 27.3 | 52.5 | 65.0 | 0.0 | 32.4 | 97.4 | 0.26 | 0.17 | 0.00 | 0.20 | 0.20 | 0.20 | 0.15 | 0.18 | |



Important Notices

FORWARD LOOKING STATEMENTS:

This presentation may include forward-looking statements. These forward-looking statements are based on Apollo Minerals Limited's (Apollo) expectations and beliefs concerning future events. Forward looking statements are necessarily subject to risks, uncertainties and other factors, many of which are outside the control of Apollo, which could cause actual results to differ materially from such statements. Apollo makes no undertaking to subsequently update or revise the forward-looking statements made in this announcement, to reflect the circumstances or events after the date of that announcement.

REFERENCES

1. Fonteilles M., Soler P., Demange M., & Derré C., 1989; "The Scheelite Skarn Deposit of Salau (Ariège, French Pyrenees)", *Economic Geology*, Vol 84, pp 1172 – 1209
2. Thomas Poitrenaud, Éric Marcoux, Romain Augier, Marc Poujol, 2021, The perigranitic W-Au Salau deposit (Pyrenees, France): polyphase genesis of a late Variscan intrusion related deposit. *Bulletin de la Société Géologique de France*
3. <https://www.marketdataforecast.com/market-reports/europe-tungsten-market>
4. <https://www.bgs.ac.uk/news/uk-2024-criticality-assessment/s>
5. <https://www.itia.info/applications-markets/>
6. <https://straitresearch.com/report/tungsten-market>
7. Study on the critical raw materials for the EU 2023: Final report
8. https://single-market-economy.ec.europa.eu/sectors/raw-materials/areas-specific-interest/critical-raw-materials/critical-raw-materials-act_en
9. <https://www.industry.gov.au/news/australia-and-france-sign-bilateral-agreement-critical-minerals>
10. <https://www.industry.gov.au/news/australia-and-france-sign-bilateral-agreement-critical-minerals>
11. <https://im-mining.com/2026/01/15/mittersill-modern-sustainable-mining-in-action/>

CAUTIONARY STATEMENTS & IMPORTANT INFORMATION:

This presentation has been prepared by Apollo as a summary only and does not contain all information about Apollo's assets and liabilities, financial position and performance, profits and losses, prospects, and the rights and liabilities attaching to Apollo's securities. Any investment in Apollo should be considered speculative and there is no guarantee that they will make a return on capital invested, that dividends would be paid, or that there will be an increase in the value of the investment in the future.

Apollo does not purport to give financial or investment advice. No account has been taken of the objectives, financial situation or needs of any recipient of this presentation. Recipients of this presentation should carefully consider whether the securities issued by Apollo are an appropriate investment for them in light of their personal circumstances, including their financial and taxation position.

In relation to the disclosure of visual information and rock descriptions, Apollo cautions that the images displayed are for general illustrative purposes only, and that the samples displayed, and visual methods of visible mineralization, associated identification and estimation of mineral abundance should not be considered as a proxy for laboratory analysis, and that laboratory analysis is required to determine the grades of the rock chip samples. Visual estimates of mineral abundance should never be considered a proxy or substitute for laboratory analyses where concentrations or grades are the factor of principal economic interest. Visual estimates also potentially provide no information regarding impurities or deleterious physical properties relevant to valuations. The rock chip samples are point samples (typically 10- 15cm in diameter) taken in the field and do not represent true trends or widths of mineralisation.

COMPETENT PERSONS STATEMENT

The information in this presentation that relates to previous exploration results is extracted from the Company's ASX announcements including 9 April 2026, 4 February 2019, 5 February 2018, 29 November 2018, 3 October 2017, 21 August 2017 and 14 March 2017, 4 June 2025, 5 May 2025, 18 December 2024, 11 December 2024, 21 November 2024, 26 August 2024, 26 April 2024, 15 April 2024, 19 December 2023, 15 November 2023, 13 September 2023, 29 August 2023 and 3 September 2019. These announcements are available to view on the Company's website at www.apollominerals.com. The Company confirms that it is not aware of any new information or data that materially affects the information included in the original ASX announcements; that all material assumptions and technical parameters underpinning the content in the relevant ASX announcements continues to apply and have not materially changed; and that the form and context in which the relevant Competent Person's findings are presented have not been materially modified from the original ASX announcements.