

18 May 2026

## Strong Metallurgical Recoveries at Aileron - Green

Encounter Resources (ASX: ENR) ('Encounter' or 'the Company') is pleased to provide an update on its metallurgical test work program for the Green deposit within the Aileron Project ("Aileron"). Test work demonstrates strong recoveries at high concentrate grades on multiple composites representing sections of anticipated starter pits.

### Key Highlights:

- 51-53% recovery on representative head grades of 2.2–2.8% Nb<sub>2</sub>O<sub>5</sub>
- Conventional multi-stage flotation regime – no new technologies
- Up to 57% Nb<sub>2</sub>O<sub>5</sub> concentrate grade post refining test work – industry standard
- Results across multiple composites demonstrate a robustness of process
- Flow sheet and results are comparable to existing niobium operations

### Next steps:

- Test work to produce ferroniobium and niobium oxide
- Optimisation work targeting enhanced recoveries and concentrate grade
- Geometallurgical modelling to inform mine planning and further test work
- Ongoing niobium market engagement to inform targeted final products

### Executive Chairman, Will Robinson, comments:

*"These initial metallurgical results are a key pre-development milestone for the Aileron Project, demonstrating the ability to significantly upgrade ore to concentrate, while achieving strong recoveries. This important step provides a pathway to a conventional flow sheet for production of final niobium products, with comparable performance to existing niobium operations."*

*Encounter continues to de-risk the development pathway for Aileron, where a significantly expanded high-grade MRE was recently announced of 26Mt @ 1.7% Nb<sub>2</sub>O<sub>5</sub> (within 120Mt @ 0.77% Nb<sub>2</sub>O<sub>5</sub>), showing the Company has the tonnes, grade and favourable metallurgy to potentially support a multi-decade mining operation."*

## Niobium Industry

There are three niobium operations globally, Araxá, Catalão II and Niobec. These operations broadly follow a similar process to achieve a final saleable ferroniobium product. This process involves beneficiation of the ore, through a process of crushing, grinding, desliming, physical separation, gangue flotation and niobium flotation to achieve a niobium concentrate.

The niobium concentrate then undergoes an impurity removal and upgrading (refining) step using hydrometallurgical or pyrometallurgical unit operations to remove impurities (such as phosphorous) and further upgrade the concentrate grade.

The refined concentrate is then subjected to an aluminothermic reaction in an Electric Arc Furnace (EAF) or conversion vessel to produce a ferroniobium product.

Further downstream value-add opportunities include subjecting the concentrate or ferroniobium to a hydrometallurgical process, targeting the niobium directly to produce a niobium oxide product, which may then be further converted into a range of high-spec niobium products.

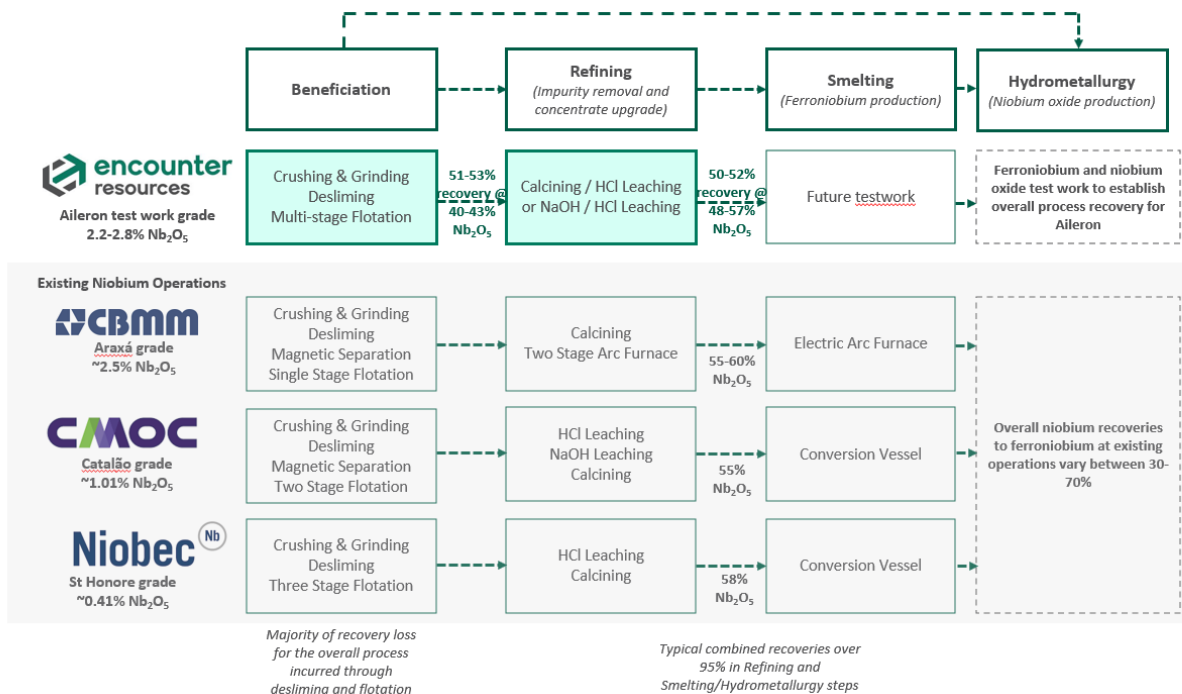


Figure 1 – Process flow sheet summary comparison to existing niobium operations<sup>1,2,3,4,5</sup>

## Test Work

The results reported from the Green deposit at the Aileron Project relate to the initial beneficiation and refining steps.

Encounter selected two composites representative of Nb<sub>2</sub>O<sub>5</sub> grade and mineralogy from the Green deposit for its initial test work program. These composites are from two drill holes (EAL940 & EAL1373) within Green South West, which is expected to be the location of one of the starter pits in future mining operations. The drill holes are approximately 200m apart and have varying gangue composition.

The beneficiation regime involves crushing, grinding to a targeted P100 passing 250µm, desliming and gangue flotation targeting phosphates and silicates. EAL940 flotation test work involved phosphate flotation while EAL1373 involved both phosphate and silicate flotation. Following gangue flotation, the sample underwent a regrind step, ahead of niobium flotation which involved a rougher, scavenger and multi-stage cleaning circuit. All flotation test work has been open cycle.

During development of the initial flotation regime for EAL940, multiple tests were completed which produced +40% Nb<sub>2</sub>O<sub>5</sub> grade material. In parallel to the ongoing beneficiation test work program, Encounter undertook an initial refining test work program utilising material from early flotation trials. Given the significant upgrade and hence low mass pull of the beneficiation step, Encounter combined concentrate from various flotation tests to provide sufficient material for initial refining test work. This test work involved calcining the concentrate and leaching with hydrochloric acid, and leaching with both caustic (NaOH) and hydrochloric acid at varying temperatures, primarily targeting reduction of phosphorous and improving the concentrate grade.

All unit operations tested are similar to those used at existing niobium operations.

## Results

Final beneficiation recoveries of niobium to concentrate ranged from 51-53%. The desliming step contributes significantly to recovery losses of ~30%. Gangue flotation and the rough-scavenger stage also contribute recovery losses of over 10%. Nb<sub>2</sub>O<sub>5</sub> in the concentrate ranged from 40-43%.

Refining test work demonstrated very high recoveries of niobium, ranging from 98-99.9% resulting in overall recoveries of 50-52% to refined concentrate. Importantly, this test work successfully reduced phosphorous to target levels. The refining test work also demonstrated the ability to significantly upgrade the Nb<sub>2</sub>O<sub>5</sub> concentrate grade from 40% to 57% in the caustic and hydrochloric acid leach, and from 46% to 48% in the calcine and hydrochloric acid leach.

Results from the beneficiation and refining test work are shown in Tables 1 and 2.

The test work utilised regimes which are standard to the niobium industry and yielded similar recoveries and niobium concentrate grades to that reported by the existing producers. These results were achieved across composites with different gangue compositions, demonstrating a robust beneficiation regime.

The results also demonstrate the ability to produce a refined concentrate which may be converted to saleable niobium end products such as ferroniobium and niobium oxide.

The Company is expanding its test work program to include the production of ferroniobium and niobium oxide and to continue to enhance and optimise initial beneficiation and refining results.

## Next Steps

### ***Geometallurgical Model***

A key element to Encounter's pre-development activities is the creation of a geometallurgical model which will ensure that mine sequencing, infill drilling and further metallurgical test work is informed by geometallurgical attributes. Geometallurgical domains factor in both grade and mineralogy of niobium and gangue, and their respective impacts on recovery and concentrate grade. This is an iterative process which will be informed by progressive improvement in drill density, mineralogical analysis and test work results.

### ***Optimisation and Variability Test Work***

Encounter is systematically assessing multiple areas to enhance and optimise the beneficiation and refining test work program. For beneficiation, these include:

- Assessing and optimising different comminution and desliming configurations to minimise fines generation and losses to tailings
  - Fines flotation targeting the ~30% of Nb<sub>2</sub>O<sub>5</sub> losses which occur to this stream
- Reagents, cell types and conditions across gangue and niobium flotation to minimise Nb<sub>2</sub>O<sub>5</sub> losses and reject gangue
- Other beneficiation and recovery techniques to reject gangue and recover niobium (such as magnetic and gravity separation)

For refining, these include testing:

- Calcination temperatures and operating times
- Reagent concentrations, temperatures and leach times
- Reagent types and their impact on reducing gangue levels while minimising niobium losses

### ***Ferroniobium and Niobium Oxide***

The Company is expanding its test work program to demonstrate the Company can produce on-spec final saleable ferroniobium and niobium oxide products from refined concentrate.

### ***Primary Niobium Mineralisation***

Primary, or fresh niobium mineralisation, sitting below the enriched weathered zones, represents further upside for the Aileron Project. While Aileron contains enough weathered niobium mineralisation in its existing resource to potentially support a multi-decade mining operation, the primary mineralisation provides the potential ability to expand and extend future mining rates significantly. The Company is including fresh material in its test work program to support its potential inclusion in future studies.

### ***Techno-Economic Optimisation***

Optimisation test work is being progressed on the basis of techno-economic improvement, ultimately working towards the optimal combination recovery, grade and operating/capital expenditures across all of the anticipated unit operations required to produce the highest margin saleable end product(s) from the Green deposit.

### ***Marketing Discussions***

Parallel to its test work programs, the Company is engaging with niobium product customers to inform target specifications and ensure optimal pricing, funding and development outcomes for Aileron.

## Summary

The results from this initial stage of metallurgical test work are an important milestone for the development of Aileron. They demonstrate that conventional, industry standard processing techniques can be utilised at Green to deliver high-grade concentrate, with key impurities removed, at comparable recoveries to existing niobium operations.

The Company has an expansive metallurgical test work program underway which is targeting production of final niobium products, while optimising recovery and concentrate grade. Geometallurgy and initial baseline operating and capital expenditure estimates are informing key activities such as where infill drilling should be targeted, metallurgical composite creation for variability test work and which parts of the flow sheet have prioritised focus for optimisation.

The Company's 2026 field season is underway and key pre-development activities to be undertaken include:

- improving drill density at identified starter pits to provide an MRE classification upgrade
- metallurgical sample collection to support ongoing programs
- sterilisation drilling over anticipated site infrastructure areas
- environmental surveys over anticipated site infrastructure areas
- geotechnical and hydrogeological drilling and associated studies

The Company is also completing an expansive regional exploration program to grow its resource base, targeting both weathered and primary niobium mineralisation, as well as REE-dominant carbonatites, and testing copper/gold targets.

### For further information, please contact:

**Will Robinson**  
**Executive Chairman**  
+61 8 9486 9455  
[contact@enrl.com.au](mailto:contact@enrl.com.au)

**Paul Berson**  
**Investor Relations - Corporate Storytime**  
+61 421 647 445  
[paul@corporatestorytime.com](mailto:paul@corporatestorytime.com)

Sample	Product	Recovery	Concentrate Grade											
		Nb <sub>2</sub> O <sub>5</sub> (%)	Nb <sub>2</sub> O <sub>5</sub> (%)	SiO <sub>2</sub> (%)	CaO (%)	Al <sub>2</sub> O <sub>3</sub> (%)	P <sub>2</sub> O <sub>5</sub> (%)	Fe <sub>2</sub> O <sub>3</sub> (%)	TiO <sub>2</sub> (%)	U (ppm)	Th (ppm)	Pb (%)	SrO (%)	Ta (%)
<b>Beneficiation Results</b>														
EAL940	Head		2.2	17.3	30.8	4.8	17.1	11.2	1.3	88 <sup>^</sup>	132 <sup>^</sup>	<0.1 <sup>^</sup>	1.2 <sup>^</sup>	<0.1
	Concentrate	51.3	42.7	3.4	3.3	1.2	1.8	10.2	21.9	1,000 <sup>#</sup>	800 <sup>#</sup>	0.1 <sup>#</sup>	6.9 <sup>#</sup>	*
EAL1373	Head		2.8	23.7	20.1	20.1	17.4	2.0	1.9	36	96	*	*	<0.1
	Concentrate	53.1	40.3	8.9	4.3	6.0	3.9	12.1	15.4	191	1,034	<0.1	0.7	<0.1

<sup>^</sup>denotes element not assayed. <sup>^</sup>denotes composited assay value from ALS geochemistry. <sup>#</sup>denotes assay from representative duplicate subsample.

**Table 1 – Niobium Concentrate Assays from beneficiation tests**

Sample	Product	Recovery	Concentrate Grade											
		Nb <sub>2</sub> O <sub>5</sub> (%)	Nb <sub>2</sub> O <sub>5</sub> (%)	SiO <sub>2</sub> (%)	CaO (%)	Al <sub>2</sub> O <sub>3</sub> (%)	P <sub>2</sub> O <sub>5</sub> (%)	Fe <sub>2</sub> O <sub>3</sub> (%)	TiO <sub>2</sub> (%)	U (ppm)	Th (ppm)	Pb (%)	SrO (%)	Ta (%)
<b>Refining Results</b>														
EAL940	Concentrate		40.1	15.2	3.6	1.6	1.6	7.3	12.5	1,000	800	0.1	6.9	*
EAL940	Refined (NaOH & HCl)	98.3	57.2	2.8	1.0	0.1	0.1	3.1	15.7	1,000	700	0.1	7.3	*
EAL940	Concentrate		45.6	13.0	3.5	1.5	1.8	7.5	12.4	1,110	850	0.1	7.8	*
EAL940	Refined (Calcine & HCl)	99.9	48.2	13.8	2.3	1.1	0.2	7.0	13.3	1,130	850	0.1	7.4	*

<sup>\*</sup>denotes element not assayed.

Note: Various products from flotation test work on EAL940 were combined to provide sufficient concentrate for refining test work and therefore the Concentrate in Refining Results differs from the Beneficiation Results.

**Table 2 – Niobium Concentrate Assays from refining tests**

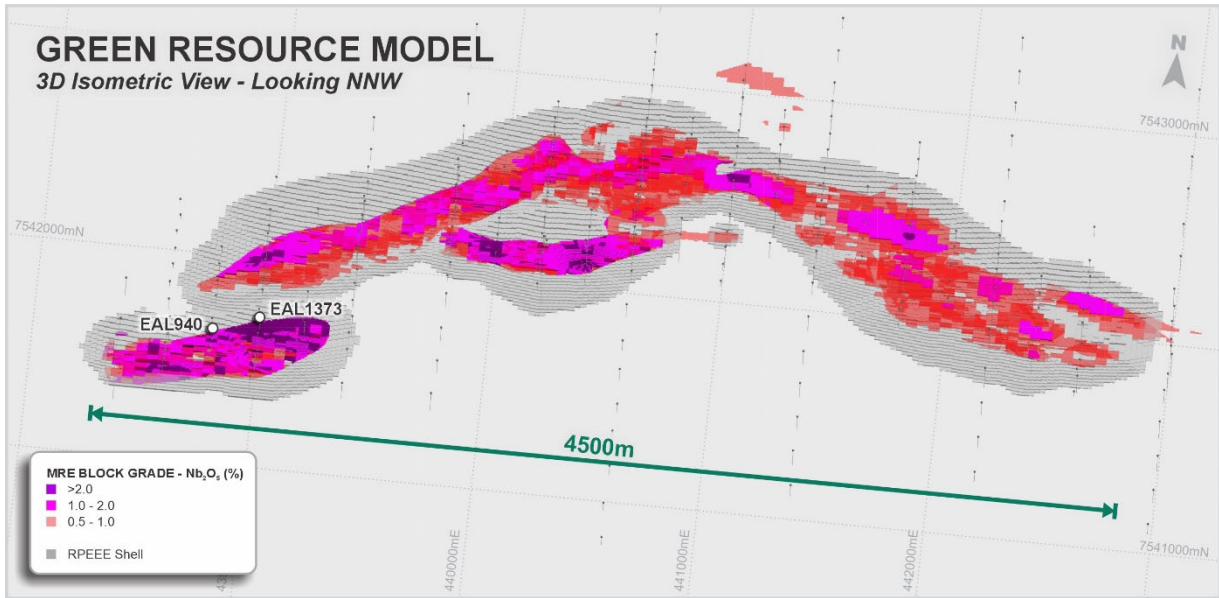


Figure 2 – Green Block Model in isometric view with collar locations for metallurgical composites

Hole_ID	Hole_Type	Grid_ID	MGA_North	MGA_East	MGA_RL	EOH Depth (m)	Dip	Azimuth	Prospect
EAL940	DDH	MGA94_52	7541546	438797	384	124.8	-60	180	Green
EAL1373	DDH	MGA94_52	7541619	439001	388	123.8	-60	180	Green

Table 3. Drillhole collar table.

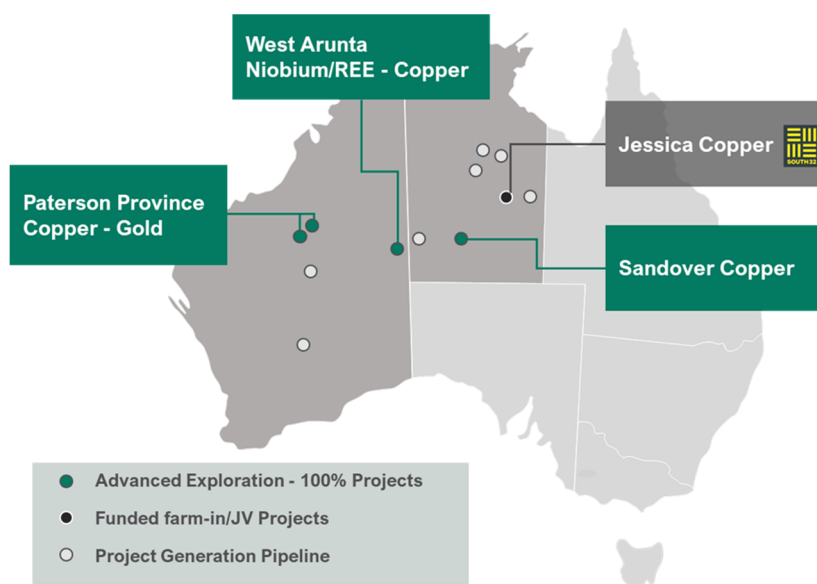
For personal use only

## About Encounter

**Encounter Resources Limited (ASX:ENR)** is a leading Australian mineral exploration company focused on the discovery of major copper and niobium/rare earth element (REE) deposits.

The Company holds a commanding portfolio of 100%-owned projects located in some of Australia's most prospective mineral belts, targeting copper and critical minerals. Key among these is the Aileron Project in the highly endowed West Arunta region of Western Australia, emerging as a significant frontier for critical mineral exploration.

Encounter's strategy is centred on high-impact discovery in Tier 1 jurisdictions, leveraging strong technical capability and a proven track record of attracting leading industry partners.



0.25% Nb <sub>2</sub> O <sub>5</sub> cut-off							
Deposit	Tonnage (Mt)	Nb <sub>2</sub> O <sub>5</sub> (%)	Nb <sub>2</sub> O <sub>5</sub> (kt)	TREO (%)	TREO (kt)	P <sub>2</sub> O <sub>5</sub> (%)	P <sub>2</sub> O <sub>5</sub> (kt)
Green	100	0.71	711	0.34	341	5.4	5,401
Emily	13.9	0.93	130	0.32	45	7.4	1,035
Crean	5.7	1.4	78	0.84	48	7.4	423
<b>Total</b>	<b>120</b>	<b>0.77</b>	<b>919</b>	<b>0.36</b>	<b>433</b>	<b>5.7</b>	<b>6,858</b>
1.0% Nb <sub>2</sub> O <sub>5</sub> cut-off (subset of 0.25% Nb <sub>2</sub> O <sub>5</sub> cut-off)							
Deposit	Tonnage (Mt)	Nb <sub>2</sub> O <sub>5</sub> (%)	Nb <sub>2</sub> O <sub>5</sub> (kt)	TREO (%)	TREO (kt)	P <sub>2</sub> O <sub>5</sub> (%)	P <sub>2</sub> O <sub>5</sub> (kt)
Green	19	1.6	291	0.46	86	7.8	1,472
Emily	3.7	1.9	71	0.61	22	11.2	414
Crean	3.5	1.9	67	1.1	36	8.2	283
<b>Total</b>	<b>26</b>	<b>1.7</b>	<b>430</b>	<b>0.56</b>	<b>146</b>	<b>8.4</b>	<b>2,173</b>

Table 4 – Aileron Project Inferred Mineral Resource Estimate <sup>6</sup>

Inferred Mineral Resource Estimate (JORC 2012)			
Domain	Tonnes (Mt)	Copper Grade (%)	Contained Copper Metal (kt)
HG	1.1	1.27%	8.2
LG	1.7	0.48%	14.0
<b>Total</b>	<b>2.9</b>	<b>0.79%</b>	<b>22.6</b>

**Table 5 – Tyrell Copper Oxide Mineral Resource Estimate<sup>7</sup>**

**Notes**

**Table 4:**

- The resource is constrained within optimised pit shells based on a price of US\$45 per kilogram Nb (US\$30/kg FeNb) and is reported above a 0.25% Nb<sub>2</sub>O<sub>5</sub> cut-off grade.
- The resource reported above a 1% Nb<sub>2</sub>O<sub>5</sub> cut-off grade is a subset of the 0.25% Nb<sub>2</sub>O<sub>5</sub> cut-off grade.
- All figures are rounded to reflect appropriate levels of confidence. Apparent differences may occur due to rounding.

**Table 5**

- The resource is constrained within an optimised pit shell based on a Cu price of A\$17,000 per tonne and is reported above a 0.25% Cu cut-off grade.
- All tonnages reported are dry metric tonnes.
- The resource is constrained within optimised pit shells based on a price of US\$45 per kilogram Nb (US\$30/kg FeNb) and is reported above a 0.25% Nb<sub>2</sub>O<sub>5</sub> cut-off grade.
- The resource reported above a 1% Nb<sub>2</sub>O<sub>5</sub> cut-off grade is a subset of the 0.25% Nb<sub>2</sub>O<sub>5</sub> cut-off grade.
- All figures are rounded to reflect appropriate levels of confidence. Apparent differences may occur due to rounding.

The information in this document that relates to metallurgical test work is based on, and fairly represents, information and supporting documentation reviewed by Mr Enej Catovic, BEng. (Hons.) (Chemical Engineering), who is a Member of The Australasian Institute of Mining and Metallurgy. Mr Catovic is a consultant who has been engaged by Encounter Resources Ltd to provide metallurgical consulting services. Mr Catovic has approved and consented to the inclusion in this document of the matters based on his information in the form and context in which it appears.

The Company confirms that it is not aware of any new information or data that materially affects the information in the relevant ASX releases and the form and context of the announcement has not materially changed. The Company confirms that the form and context in which the Competent Persons findings are presented have not been materially modified from the original market announcements.

This announcement has been approved for release by the Executive Chairman of Encounter Resources Limited.

<sup>1</sup> Henrique, P: 'Production of niobium: Overview of processes from the mine to products' Journal of Mining and Metallurgy. (2022)

<sup>2</sup> Gibson, C.E: 'Niobium Oxide Mineral Flotation: A Review of Relevant Literature and the Current State of Industrial Operations' International Journal of Mineral Processing. (2015)

<sup>3</sup> Shikik, A: 'A review on extractive metallurgy of tantalum and niobium' Journal of Metallurgy. (2020)

<sup>4</sup> IAMGOLD Corporation, NI 43-101 Technical Report, Update on Niobec Expansion. (2013)

<sup>5</sup> China Molybdenum Co., Ltd. 'Major Transaction Acquisition of Angle America PLC's Niobium and Phosphates Businesses'. (2016)

<sup>6</sup> ENR ASX announcement 22 April 2026

<sup>7</sup> ENR ASX announcement 26 September 2025

## SECTION 1 SAMPLING TECHNIQUES AND DATA

Criteria	JORC Code explanation	Commentary
Sampling techniques	<p><i>Nature and quality of sampling (e.g. cut channels, random chips, or specific specialised industry standard measurement tools appropriate to the minerals under investigation, such as down hole gamma sounds, or handheld XRF instruments, etc). These examples should not be taken as limiting the broad meaning of sampling.</i></p>	<p>Geological information and metallurgical testwork samples referred to in this ASX announcement were derived from diamond drilling programs.</p> <p>Core samples were collected with a diamond drill rig and were PQ core diameter.</p>
	<p><i>Include reference to measures taken to ensure sample representivity and the appropriate calibration of any measurement tools or systems used</i></p>	<p>All samples are considered to be representative.</p> <p>Diamond drill core was sampled as whole core samples of PQ.</p> <p>Drill hole collar locations were recorded by handheld GPS, which has an estimated accuracy of <math>\pm 5\text{m}</math>.</p>
	<p><i>Aspects of the determination of mineralisation that are Material to the Public Report. In cases where 'industry standard' work has been done this would be relatively simple (e.g. 'reverse circulation drilling was used to obtain 1 m samples from which 3 kg was pulverised to produce a 30 g charge for fire assay'). In other cases more explanation may be required, such as where there is coarse gold that has inherent sampling problems. Unusual commodities or mineralisation types (e.g. submarine nodules) may warrant disclosure of detailed information</i></p>	<p>Diamond drill core was sampled as whole core samples of PQ.</p> <p>Samples were marked up at nominal 1m intervals and samples were constrained to within geological boundaries. To ensure representivity PQ drillcore was sampled as whole core, which was stage crushed (-3.35mm) and a representative split was taken at the lab for systematic geochemical analysis.</p> <p>Samples were analysed using ALS method ME-MS81hD with overlimit determination via ME-XRF30 if required. ME-MS81hD reports high grade REE elements by lithium meta-borate fusion and ICP-MS. This method produces quantitative results of all elements, including those encapsulated in resistive minerals.</p> <p>The results of geochemical analysis informed the mineralised domains and composite samples were created from remaining -3.35mm stage crushed drillcore to meet expectation of representativity.</p> <p>Composited sample material was blended and homogenised and then subsampled for various metallurgical testwork.</p>
Drilling techniques	<p><i>Drill type (e.g. core, reverse circulation, open-hole hammer, rotary air blast, auger, Bangka, sonic, etc) and details (e.g. core diameter, triple or standard tube, depth of diamond tails, face-sampling bit or other type, whether core is oriented and if so, by what method, etc).</i></p>	<p>DD holes were drilled by DDH1 using PQ3 (83mm) equipment.</p>
Drill sample recovery	<p><i>Method of recording and assessing core and chip sample recoveries and results assessed</i></p>	<p>Sample recoveries were estimated as a percentage and recorded by Encounter field staff.</p> <p>Diamond core recoveries were recorded each drill run by drill crews and validated by Encounter Geologists. There</p>

were small sections of lost core noted by the diamond drillers and this was validated and recorded by Encounter staff.

*Measures taken to maximise sample recovery and ensure representative nature of the samples*

PQ diamond core was drilled using triple tube to ensure maximum core recovery.

*Whether a relationship exists between sample recovery and grade and whether sample bias may have occurred due to preferential loss/gain of fine/coarse material.*

A project wide review of sample recoveries, grade, sampling methods and twinned drillholes has determined that there is no relationship between sample recovery and grade.

**Logging**

*Whether core and chip samples have been geologically and geotechnically logged to a level of detail to support appropriate Mineral Resource estimation, mining studies and metallurgical studies.*

Encounter geologists have completed geological logs where assays are reported. All reported holes have been logged in full with lithology, alteration and mineralisation recorded.

Geological logging is routinely reviewed using multi element geochemistry to verify geological observations.

*Whether logging is qualitative or quantitative in nature. Core (or costean, channel, etc) photography.*

Geological logging is qualitative in nature and records interpreted lithology, alteration, mineralisation and other geological features of the samples.

*The total length and percentage of the relevant intersections logged*

Encounter geologists have completed geological logs on all holes reported in this announcement

**Sub-sampling techniques and sample preparation**

*If core, whether cut or sawn and whether quarter, half or all core taken.*

PQ diamond drill core was sampled by ALS laboratories as whole core, which was crushed (-3.35mm) and a representative split was taken for pulverisation and multi element analysis.

*If non-core, whether riffled, tube sampled, rotary split, etc and whether sampled wet or dry.*

Not applicable as sample was core.

*For all sample types, the nature, quality and appropriateness of the sample preparation technique.*

Sample preparation was completed at ALS Laboratories in Perth.

*Quality control procedures adopted for all sub-sampling stages to maximise representivity of samples.*

PQ diamond drillcore was sampled by ALS laboratories as whole core, which was stage crushed (-3.35mm) and a representative split was taken for pulverisation and multi element analysis.

*Measures taken to ensure that the sampling is representative of the in situ material collected, including for instance results for field duplicate/second-half sampling.*

Stage crushing was undertaken to minimise fines generation that may affect metallurgical testwork, while reducing top size to enable representative sub-sampling to occur.

The results of ALS geochemical analysis informed the mineralised domains and composite samples were created from remaining -3.35mm stage crushed drillcore to meet expectations of representativity.

*Whether sample sizes are appropriate to the grain size of the material being sampled.*

Composited sample material was blended and homogenised and then subsampled for beneficiation testwork.

For personal use only

		<p>Beneficiation products were subsampled by SGS and submitted for whole rock geochemical analysis.</p> <p>Flotation concentrate samples were received by ANSTO and composited to provide feedstock for refining test work. The concentrate composite was homogenised and subsampled into charges for head assay, and hydrometallurgical testwork.</p> <p>After testing, leach residues were submitted in their entirety for analysis, while solutions were subsampled for analysis.</p>
<b>Quality of assay data and laboratory tests</b>	<i>The nature, quality and appropriateness of the assaying and laboratory procedures used and whether the technique is considered partial or total.</i>	All results were derived from samples submitted to either ALS Laboratories Perth, SGS Lakefield or ANSTO for geochemical analysis. Analytical methods include a combination of Whole Rock Analysis (WRA), fused-bead XRF, lithium meta-borate fusion and ICP-MS.
	<i>For geophysical tools, spectrometers, handheld XRF instruments, etc, the parameters used in determining the analysis including instrument make and model, reading times, calibrations factors applied and their derivation, etc.</i>	Not applicable, none of the described tools were used.
	<i>Nature of quality control procedures adopted (e.g. standards, blanks, duplicates, external laboratory checks) and whether acceptable levels of accuracy (i.e. lack of bias) and precision have been established.</i>	Standard laboratory QAQC was undertaken and monitored by the laboratory and mass balances for each test reported by SGS and ANSTO were reconciled against the feed grade. This is subsequently reviewed by Encounter on receipt of results.
<b>Verification of sampling and assaying</b>	<i>The verification of significant intersections by either independent or alternative company personnel.</i>	Geological observations included in this report have been verified by Sarah James (Principal Geologist)
	<i>The use of twinned holes.</i>	Not applicable as it is not relevant to the metallurgical test work referred to in this announcement.
	<i>Documentation of primary data, data entry procedures, data verification, data storage (physical and electronic) protocols.</i>	Test work data is provided by SGS and ANSTO in excel spreadsheets and this is loaded into Encounter's internal metallurgy database.
	<i>Discuss any adjustment to assay data.</i>	Standard stoichiometric calculations have been applied to convert element ppm data to relevant oxides.
<b>Location of data points</b>	<i>Accuracy and quality of surveys used to locate drill holes (collar and down-hole surveys), trenches, mine workings and other locations used in Mineral Resource estimation.</i>	<p>Drill hole collar locations are determined using a handheld GPS.</p> <p>Down hole surveys were collected during diamond drilling at approximately 30m intervals downhole.</p>
	<i>Specification of the grid system used.</i>	Horizontal Datum: Geocentric Datum of Australia1994 (GDA94) Map Grid of Australia 1994 (MGA94) Zone 52
	<i>Quality and adequacy of topographic control.</i>	RLs were assigned using a DTM created during the detailed aeromagnetic survey.

<b>Data spacing and distribution</b>	<i>Data spacing for reporting of Exploration Results.</i>	Refer to tabulation in the body of this announcement.
	<i>Whether the data spacing and distribution is sufficient to establish the degree of geological and grade continuity appropriate for the Mineral Resource and Ore Reserve estimation procedure(s) and classifications applied.</i>	Not applicable as this announcement relates to metallurgical test work.
	<i>Whether sample compositing has been applied.</i>	Composites for metallurgical testwork have been created, representing various mineralised domains within the Green deposit.
<b>Orientation of data in relation to geological structure</b>	<i>Whether the orientation of sampling achieves unbiased sampling of possible structures and the extent to which this is known, considering the deposit type.</i>	<p>Carbonatite intrusions have exploited interpreted structural corridors including the Weddell Fault at Green.</p> <p>The orientation of oxide-enriched mineralisation is sub-horizontal and derives from primary fresh carbonatites by deflationary and regolith processes.</p> <p>The orientation of carbonatite intrusions at Green follow approximate ENE-WSW strike with a gentle curve towards E-W. The dip of the primary carbonatites below the top of fresh rock at Green is poorly constrained due to the limited number of drillholes that have sufficiently tested at depth. Initial observations suggest these fresh rock intrusions are sub vertical in orientation.</p>
	<i>If the relationship between the drilling orientation and the orientation of key mineralised structures is considered to have introduced a sampling bias, this should be assessed and reported if material.</i>	The relationship between drilling orientation and the orientation of oxide-enriched mineralisation is not considered to have introduced any sampling bias.
<b>Sample security</b>	<i>The measures taken to ensure sample security.</i>	The chain of custody is managed by Encounter. Samples were transported by Encounter personnel and reputable freight contractors to the respective assay laboratories.
<b>Audits or reviews</b>	<i>The results of any audits or reviews of sampling techniques and data.</i>	Sampling techniques and procedures are regularly reviewed internally, as is data.

## SECTION 2 REPORTING OF EXPLORATION RESULTS

Criteria	JORC Code explanation	Commentary
<b>Mineral tenement and land tenure status</b>	<i>Type, reference name/number, location and ownership including agreements or material issues with third parties including joint ventures, partnerships, overriding royalties, native title interests, historical sites, wilderness or national park and environmental settings.</i>	<p>The Aileron project is located within the tenements E80/5169, E80/5469, E80/5470 and E80/5522 which are held 100% by Encounter Resources</p> <p>The tenements are contained within Aboriginal Reserve land where native title rights are held by the Parna Ngururra and the Tjamu Tjamu.</p> <p>Mineral Resources have been defined at Green (E80/5469), Crean (E80/5169) and Emily (E80/5469) wholly within Parna Ngururra native title determination area.</p>
<b>Exploration done by other parties</b>	<i>Acknowledgment and appraisal of exploration by other parties.</i>	Prior to Encounter Resources, no previous on ground exploration has been conducted on the tenement other than government precompetitive data.
<b>Geology</b>	<i>Deposit type, geological setting and style of mineralisation</i>	<p>The Aileron project is situated in the Proterozoic West Arunta Province of Western Australia. The geology of the area is poorly studied due to the lack of outcrop and previous exploration.</p> <p>A 2024 GSWA report (using 2023 Encounter EIS drill cores) has documented Paleoproterozoic gneisses and metasedimentary rocks in the region. A younger, Mesoproterozoic garnet-bearing granitic gneiss has now been documented in the belt. Granulite facies metamorphism occurred soon after this Mesoproterozoic magmatic emplacement. In the Neoproterozoic gneissic rocks were intruded by post metamorphic, cogenetic carbonatite, lamprophyre and aillikite-type lamprophyres.</p> <p>The extensive geological history in the belt is still being unraveled by ongoing research studies. The belt is prospective for carbonatite-hosted critical mineral deposits, IOCG style copper deposits and orogenic gold.</p> <p>Green, Crean and Emily are carbonatite related niobium deposits. Oxide-enriched mineralisation has derived from primary niobium enriched carbonatites through deflationary and regolith weathering processes.</p> <p>The Aileron carbonatites have intruded into gneisses and metasedimentary basement rocks along interpreted structural corridors including the Elephant Island (at Crean) and the Weddell Fault (at Emily and Green). Carbonatite intrusions have intensely fenitised (altered) surrounding basement rocks. Lamprophyre intrusions interpreted as cogenetic with carbonatites are present, particularly near the margins of carbonatite intrusions. Preferential weathering of carbonatites has accelerated oxidation and resulted in niobium enrichment at Green, Crean and Emily.</p>

<b>Drill hole information</b>	<p><i>A summary of all information material to the understanding of the exploration results including tabulation of the following information for all Material drill holes:</i></p> <ul style="list-style-type: none"> <li>• <i>Easting and northing of the drill hole collar</i></li> <li>• <i>Elevation or RL (Reduced Level – elevation above sea level in meters) of the drill hole collar</i></li> <li>• <i>Dip and azimuth of the hole</i></li> <li>• <i>Down hole length and interception depth</i></li> <li>• <i>Hole length</i></li> </ul>	<p>Refer to tabulation in the body of this announcement.</p>
<b>Data aggregation methods</b>	<p><i>In reporting Exploration Results, weighting averaging techniques, maximum and/or minimum grade truncations (e.g. cutting of high grades) and cut-off grades are usually Material and should be stated.</i></p>	<p>Not applicable as this announcement is not reporting exploration results.</p>
	<p><i>Where aggregated intercepts incorporate short lengths of high grade results and longer lengths of low grade results, the procedure used for such aggregation should be stated and some typical examples of such aggregations should be shown in detail.</i></p>	<p>Not applicable as this announcement is not reporting exploration results.</p>
	<p><i>The assumptions used for any reporting of metal equivalent values should be clearly stated.</i></p>	<p>No metal equivalents have been reported in this announcement.</p>
<b>Relationship between mineralization widths and intercept lengths</b>	<p><i>These relationships are particularly important in the reporting of exploration results. If the geometry of the mineralization with respect to the drill hole angle is known, its nature should be reported. If it is not known and only the down hole lengths are reported, there should be a clear statement to this effect (e.g. 'down hole length, true width not known').</i></p>	<p>Not applicable as this announcement relates to metallurgical test work.</p>
<b>Diagrams</b>	<p><i>Appropriate maps and sections (with scales) and tabulations of intercepts should be included for any significant discovery being reported. These should include, but not be limited to a plane view of drill hole collar locations and appropriate sectional views.</i></p>	<p>Refer to body of this announcement</p>
<b>Balanced Reporting</b>	<p><i>Where comprehensive reporting of all Exploration Results is not practical, representative reporting of both low and high grades and/or widths should be practiced to avoid misleading reporting of Exploration Results.</i></p>	<p>All results have been balanced and transparently reported.</p>