

For personal use only



**An ASX 100
gold miner focused on organic
growth, FCF and shareholder returns**

ASX | TSX: WGX
[westgold.com.au](https://www.westgold.com.au)

Important Notices and Disclaimer



Investor Presentation

This investor presentation is dated 19 May 2026 and has been prepared by Westgold Resources Limited (ASX: WGX, TSX:WGX) (**Westgold**) based on information available to it at the time of preparing this presentation. No representation or warranty, express or implied, is made as to the fairness, accuracy, completeness or correctness of the information, opinions and conclusions contained in this presentation.

To the maximum extent permitted by law, none of Westgold, its directors, employees or agents, advisers, nor any other person, accepts any liability, including, without limitation, any liability arising from fault or negligence on the part of any of them or any other person, for any loss arising from the use of this presentation or its contents or otherwise arising in connection with it.

Financial values are reported in A\$ unless otherwise specified.

Not an Offer

This presentation is not an offer, invitation, solicitation or other recommendation with respect to the subscription for, purchase or sale of any security, and neither this presentation nor anything in it shall form the basis of any contract or commitment whatsoever.

This presentation has been prepared for publication in Australia and may not be released to US wire services or distributed in the United States. This presentation does not constitute an offer to sell, or a solicitation of an offer to buy, securities in the United States or any other jurisdiction. Any securities described in this presentation have not been, and will not be, registered under the US Securities Act of 1933 and may not be offered or sold in the United States except in transactions registered under the US Securities Act or exempt from, or not subject to, the registration of the US Securities Act and applicable US state securities laws.

Summary Information

By reviewing or retaining these materials, or attending or participating in this presentation, you acknowledge and represent that you have read, understood and accepted the terms of this “Important Notices and Disclaimer”. This presentation contains summary information about Westgold and its activities current only at the date of this presentation. This presentation is for information purposes only. The information in the presentation is of a general nature only and does not purport to be complete. This presentation should be read in conjunction with Westgold’s periodic and continuous disclosure announcements lodged with the Australian Securities Exchange (**ASX**), which are available at www.asx.com.au and on Westgold's website at www.westgold.com.au, and in Canada under Westgold's profile on SEDAR+ at www.sedarplus.ca. Certain information in this presentation may have been obtained from research, surveys or studies conducted by third parties, including industry or general publications. Neither Westgold nor its representatives have independently verified any such information sourced from third parties or industry or general publications.

Not Investment Advice

This presentation does not constitute in any way an offer or invitation to subscribe for securities in Westgold pursuant to the Corporations Act 2001 (Cth). This presentation does not constitute investment advice and has been prepared by Westgold without taking into account the recipient’s investment objectives, financial circumstances or particular needs. Each recipient

must make his/her own independent assessment and investigation of Westgold and its business and assets when deciding if an investment is appropriate and should not rely on any statement or the adequacy and accuracy of any information.

This presentation is in summary form and does not purpose to be exhaustive. Westgold makes no representation or warranty (either expressed or implied) as to the accuracy, reliability or completeness of the information in this presentation. Westgold and its respective directors, employees, agents and consultants shall have no liability (including liability to any person by reason of negligence or negligent misstatement) for any statements, opinions, information or matters (express or implied) arising out of, contained in or derived from, or for any omissions from the presentation, except liability under statute that cannot be excluded.

Forward-looking Statements

This document contains “forward-looking information” and “forward-looking statements” which are based on the assumptions, estimates, analysis and opinions of management made in light of its experience and its perception of trends, current conditions and expected developments, as well as other factors that management of Westgold believes to be relevant and reasonable in the circumstances at the date that such statements are made, but which may prove to be incorrect. Forward-looking statements include statements that are predictive in nature, depend upon or refer to future events or conditions, or include words such as ‘expects’, ‘anticipates’, ‘plans’, ‘believes’, ‘estimates’, ‘seeks’, ‘intends’, ‘targets’, ‘projects’, ‘forecasts’, or negative versions thereof and other similar expressions, or future or conditional verbs such as ‘may’, ‘will’, ‘should’, ‘would’ and ‘could’. Although management believes that the assumptions made by Westgold and the expectations represented by such information are reasonable, there can be no assurance that the forward-looking information will prove to be accurate.

Forward-looking information involves known and unknown risks, uncertainties, and other factors which may cause the actual results, performance or achievements of Westgold to be materially different from any anticipated future results, performance or achievements expressed or implied by such forward-looking information. Such factors include, among others, the actual market price of gold, the actual results of current exploration, the actual results of future exploration, changes in project parameters as plans continue to be evaluated, changes in laws, regulations and practices, the geopolitical, economic, permitting and legal climate that Westgold operates in, as well as those factors disclosed in Westgold's publicly filed documents. Westgold believes that the assumptions and expectations reflected in the forward-looking information are reasonable. Readers should not place undue reliance on forward-looking information. Westgold does not undertake to update any forward-looking information, except in accordance with applicable securities laws.

Historical Information

Information about the past performance of Westgold contained in this presentation is given for illustrative purposes only and cannot be relied upon as an indicator of (and provides no guidance as to) future performance, including future share price performance of Westgold. Any such historical information is not represented as being, and is not, indicative of Westgold’s view on its future financial condition and/or performance, nor the future financial condition and/or performance of the merged group.

Important Notices and Disclaimer



Ore Reserves and Mineral Resources

The information in this presentation that relates to the Ore Reserves and Mineral Resources of Westgold has been extracted from the ASX announcement titled "2025 Mineral Resource Estimate and Ore Reserves" released to the ASX on 3 September 2025 and available at www.asx.com.au. In events subsequent, Westgold divested the Mt Henry-Selene project, which had associated with it a Mineral Resource of 24Mt at 1.2g/t gold for 0.9Moz contained gold and an Ore Reserve of 11.7Mt at 1.3g/t Au for 478,300oz – see ASX announcement titled "Mt Henry-Selene Gold Project Divested for \$64.6M" released to the ASX on 17 December 2025 and available at www.asx.com.au. In events subsequent, Westgold spun out its Reedy and Comet projects, which had associated with it approximately 1.2Moz of JORC-compliant Mineral Resources - Refer to Valiant Gold Limited's (ASX:VAL) Prospectus (specifically Section 2.3 and Attachment A) dated 16 February 2026 for further information regarding the Mineral Resource estimates for the Reedy and Comet Projects. In events subsequent, Westgold agreed to divest the Peak Hill project, which had associated with it a Mineral Resource of 9.4Mt at 1.6g/t gold for 481koz contained gold – see Great Boulder's (ASX:GBR) announcement titled "TRANSFORMATIONAL ACQUISITION OF NEIGHBOURING PEAK HILL GOLD PROJECT" released to the ASX on 4 May 2026 and available at www.asx.com.au. In events subsequent, Westgold agreed to divest the Chalice project, which had associated with it a Mineral Resource of 191koz of gold at 2.7g/t – see Corazon's (ASX:CZN) announcement titled "Chalice Gold Project acquisition and capital raising" released to the ASX on 19 May 2026 and available at www.asx.com.au. Westgold confirms that it is not aware of any new information or data that materially affects the information included in that announcement, and that all material assumptions and technical parameters underpinning the estimates in that announcement continue to apply and have not materially changed. Westgold confirms that the form and context in which the Competent Persons findings are presented have not been materially modified from that announcement.

The information in this presentation that relates to Westgold's Exploration results and Mineral Resource Estimates is compiled by Westgold technical employees and contractors under the supervision of Mr. Jake Russell B.Sc. (Hons), who is a member of the Australian Institute of Geoscientists and who has verified, reviewed and approved such information. Mr Russell is a full-time employee of Westgold and has sufficient experience which is relevant to the styles of mineralisation and types of deposit under consideration and to the activities which he is undertaking to qualify as a Competent Person as defined in the Joint Ore Reserves Committee's 2012 Australasian Code for Reporting of Mineral Resources and Ore Reserves (**JORC Code**) and as a Qualified Person as defined in the CIM Guidelines and National Instrument 43-101 - Standards of Disclosure for Mineral Projects of the Canadian Securities Administrators (**NI 43-101**). Mr. Russell is a full-time employee as General Manager – Technical Services of Westgold and, accordingly, is not independent for purposes of NI 43-101. Mr Russell consents to and approves of the inclusion in this presentation of the matters based on his information in the form and context in which it appears. Mr Russell is eligible to participate in short and long-term incentive plans of Westgold.

The information in this presentation that relates to Westgold's Ore Reserve is based on information compiled by Mr. Leigh Devlin B.Eng. FAusIMM and who has verified, reviewed and approved such information. Mr. Devlin has sufficient experience which is relevant to the styles of mineralisation and types of deposit under consideration and to the activities which they are undertaking to qualify as a Competent Person as defined in the JORC Code and as a Qualified Person as defined in the CIM Guidelines and NI 43-101. Mr. Devlin is full-time senior executive of Westgold and, accordingly, is not independent for purposes of NI 43-101. Mr. Devlin consents to and approves of the inclusion in this presentation of the matters based on his information in the form and context in which it appears. Mr. Devlin is a full-time senior executive of Westgold and is eligible to and may participate in short-term and long-term incentive plans of Westgold as disclosed in its annual reports and disclosure documents.

Mineral Resources, Ore Reserve Estimates and Exploration Targets and Results are calculated in accordance with the JORC Code. Investors outside Australia should note that while Ore Reserve and Mineral Resource estimates of the Company in this announcement comply with the JORC Code (such JORC Code-compliant Ore Reserves and Mineral Resources being "Ore Reserves" and "Mineral Resources" respectively), they may not comply with the relevant guidelines in other countries. The JORC Code is an acceptable foreign code under NI 43-101. Information contained in this release describing mineral deposits may not be comparable to similar information made public by companies subject to the reporting and disclosure requirements of US securities laws, including Item 1300 of Regulation S-K. All technical and scientific information in this release has been prepared in accordance with the Canadian regulatory requirements set out in NI 43-101 and has been reviewed on behalf of the Company by Qualified Persons, as set forth above.

This presentation contains references to estimates of Mineral Resources and Ore Reserves. The estimation of Mineral Resources is inherently uncertain and involves subjective judgments about many relevant factors. Mineral Resources that are not Ore Reserves do not have demonstrated economic viability. The accuracy of any such estimates is a function of the quantity and quality of available data, and of the assumptions made and judgments used in engineering and geological interpretation, which may prove to be unreliable and

depend, to a certain extent, upon the analysis of drilling results and statistical inferences that may ultimately prove to be inaccurate. Mineral Resource estimates may require re-estimation based on, among other things: (i) fluctuations in the price of gold; (ii) results of drilling; (iii) results of metallurgical testing, process and other studies; (iv) changes to proposed mine plans; (v) the evaluation of mine plans subsequent to the date of any estimates; and (vi) the possible failure to receive required permits, approvals and licenses.

Investment Risk

As noted above, an investment in shares in Westgold is subject to investment and other known and unknown risks, some of which are beyond the control of Westgold. Westgold does not guarantee any particular rate of return or the performance of Westgold, nor does it guarantee the repayment of capital from Westgold or any particular tax treatment. Prospective investors should have regard to the risks outlined in this presentation when making their investment decision and should make their own enquires and investigations regarding all information in this presentation, including but not limited to the assumptions, uncertainties and contingencies which may affect future operations of Westgold and the impact that different future outcomes may have on Westgold. These risks, together with other general risks applicable to all investments in listed securities not specifically referred to, may affect the value of shares in Westgold in the future. There is no guarantee that the Westgold shares will make a return on the capital invested, that dividends will be paid on the Westgold shares or that there will be an increase in the value of the Westgold shares in the future. Accordingly, an investment in Westgold should be considered highly speculative and potential investors should consult their professional advisers before deciding whether to subscribe for Westgold shares.

Effect of Rounding

A number of figures, amounts, percentages, estimates and calculations of value in this presentation are subject to the effect of rounding. The actual calculation of these figures may differ from the figures set out in this presentation.

Disclaimer

Neither Westgold nor any of its advisers, affiliates, related bodies corporate, directors, officers, partners, employees or agents, have authorised, permitted or caused the issue, submission, dispatch or provision of this presentation and, except to the extent referred to in this presentation, none of them makes or purports to make any statement in this presentation and there is no statement in this presentation which is based on any statement by any of them. To the maximum extent permitted by law, Westgold and its advisers, affiliates, related bodies corporate, directors, officers, partners, employees or agents exclude and disclaim all liability, for any expenses, losses, damages or costs incurred by you and the information in this presentation being inaccurate or incomplete in any way for any reason, whether by negligence or otherwise. To the maximum extent permitted by law, Westgold and its advisers, affiliates, related bodies corporate, directors, officers, partners, employees or agents make no representation or warranty, express or implied, as to the currency, accuracy, reliability or completeness of information in this presentation and the statements made in this Presentation are made only as at the date of this presentation (unless otherwise indicated). The information in this presentation remains subject to change without notice.

To the maximum extent permitted by law, Westgold and its advisers, affiliates, related bodies corporate, directors, officers, partners, employees or agents each expressly disclaims any and all liability, including, without limitation, any liability arising out of fault or negligence for any loss arising from the use of or reliance on information contained in this presentation, including representations or warranties or in relation to the accuracy or completeness of the information, statements, opinions, forecasts, reports or other matters, express or implied, contained in, arising out of or derived from, or for omissions from, this presentation including, without limitation, any financial information, any estimates or projections and any other financial information derived therefrom.

For internal use only



About Westgold

Westgold – who are we?

For personal use only



ASX100, debt free and unhedged gold producer

345 – 385koz FY26 Production Guidance



All Australian - diversified production within a Tier 1 jurisdiction

4 processing hubs in Western Australia



Fully funded near-term organic growth

Conservative baseline plan to grow to 470koz gold production in FY28



Long life assets underpinned by growing Ore Reserves

5% Ore Reserve growth in FY25; 23 drills spinning at the end of Q3 FY26



Strong balance sheet underpinned by exceptional cash flow generation

Debt free with \$1.46B in available liquidity at 31 March 2026



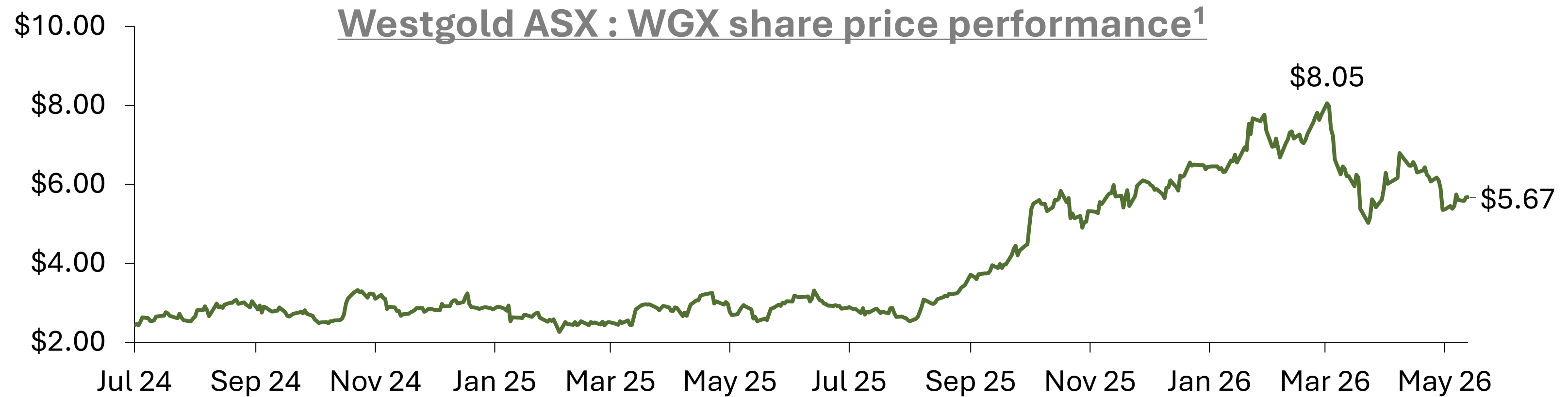
Increasing shareholder returns

Active dividend and buy-back program in FY26

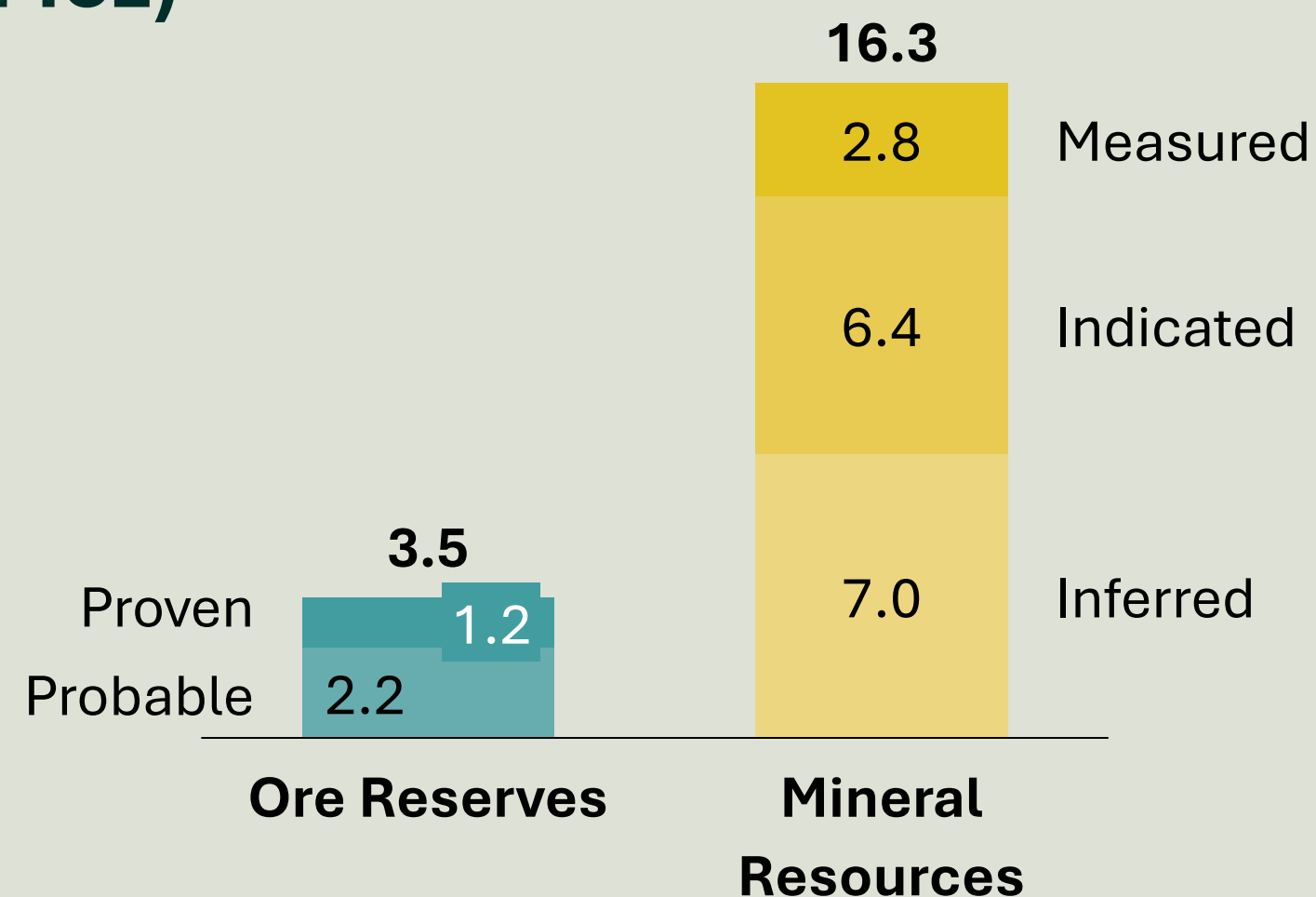
Corporate snapshot



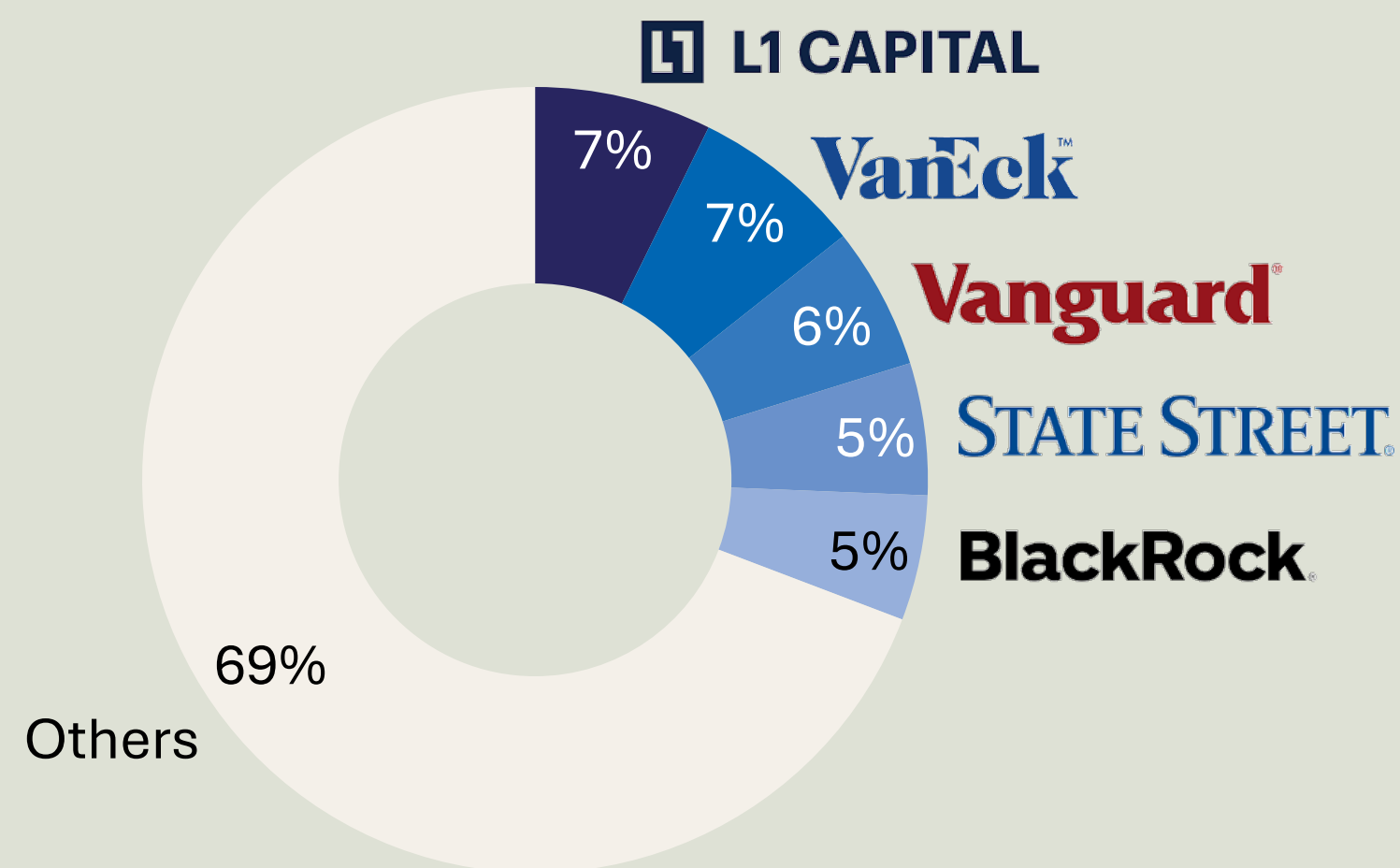
Shares Outstanding ²	944.1M
Market Capitalisation ¹	\$5.4B
Average daily trading volume ¹	5.3M
Cash, bullion & liquid investments ²	\$856M
Drawn debt ²	-
Available Debt facility	\$600M



Ore Reserves and Mineral Resources³ (Moz)



Shareholder composition



Broker coverage



1. As at 13 May 2026; 2. As at 31 March 2026; 3. Mineral Resource and Ore Reserves as at 30 June 2025. In subsequent events, Westgold sold Mt Henry-Selene, agreed to divest Peak Hill and Chalice and spun out the Comet and Reedy's projects. Refer to "Ore Reserves and Mineral Resources" section in slide 3 for further information

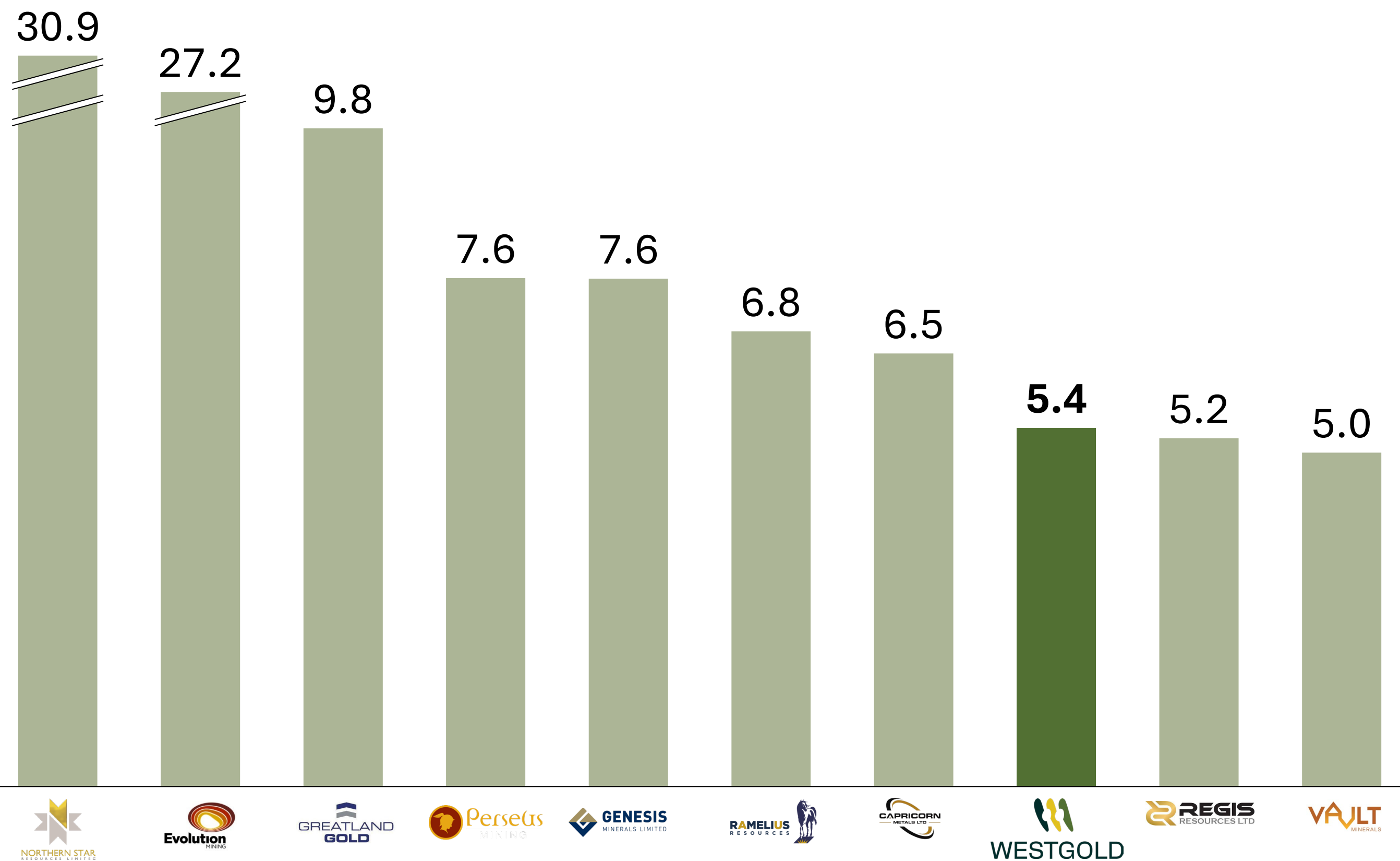
ASX100, unhedged gold producer¹



Top 10 gold producer punching above its weight

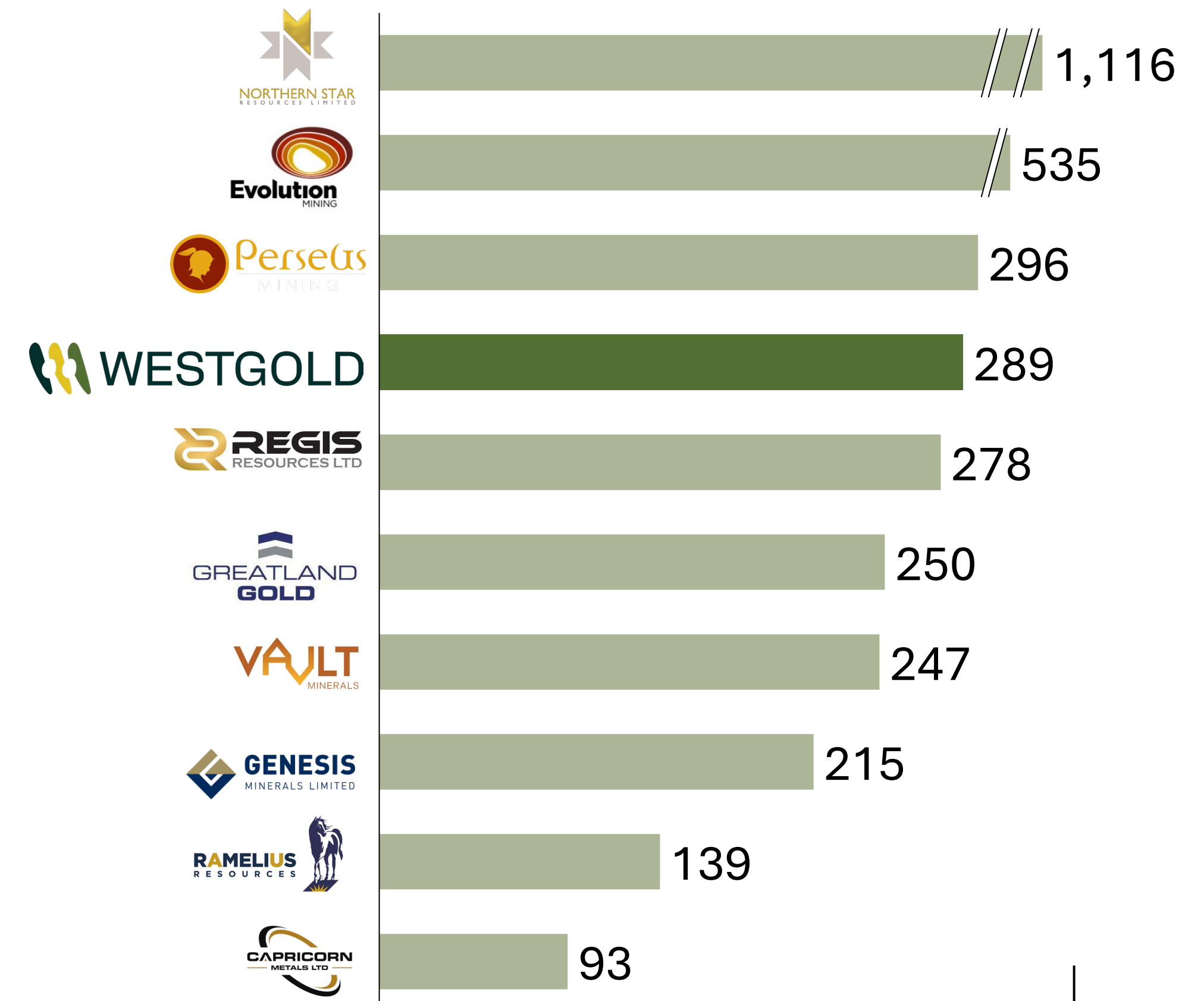
Eighth largest producer by market cap...

ASX Gold producers by market capitalisation (\$B)



...yet the 4th largest producer of gold

YTD FY26 Gold production (koz)



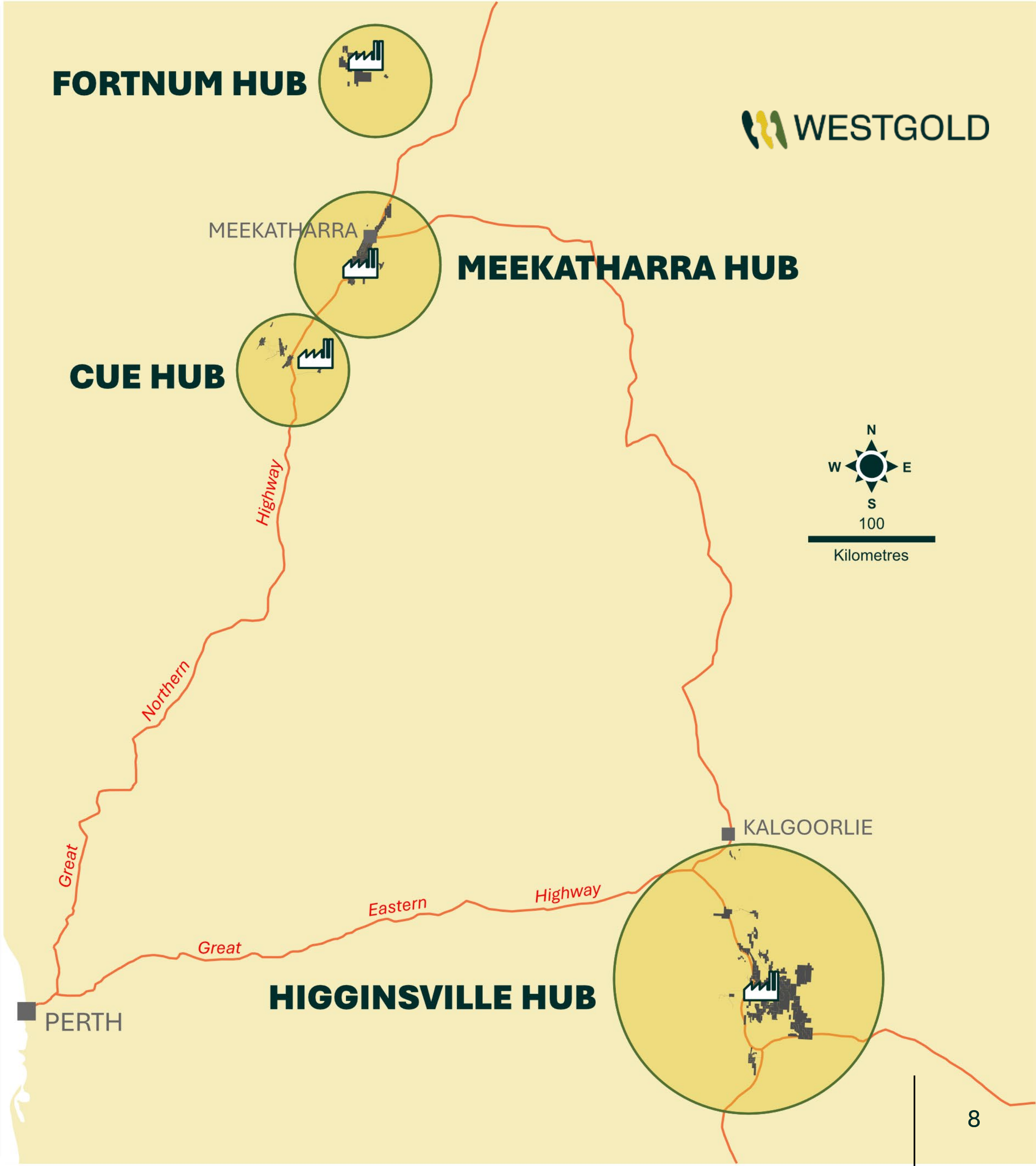
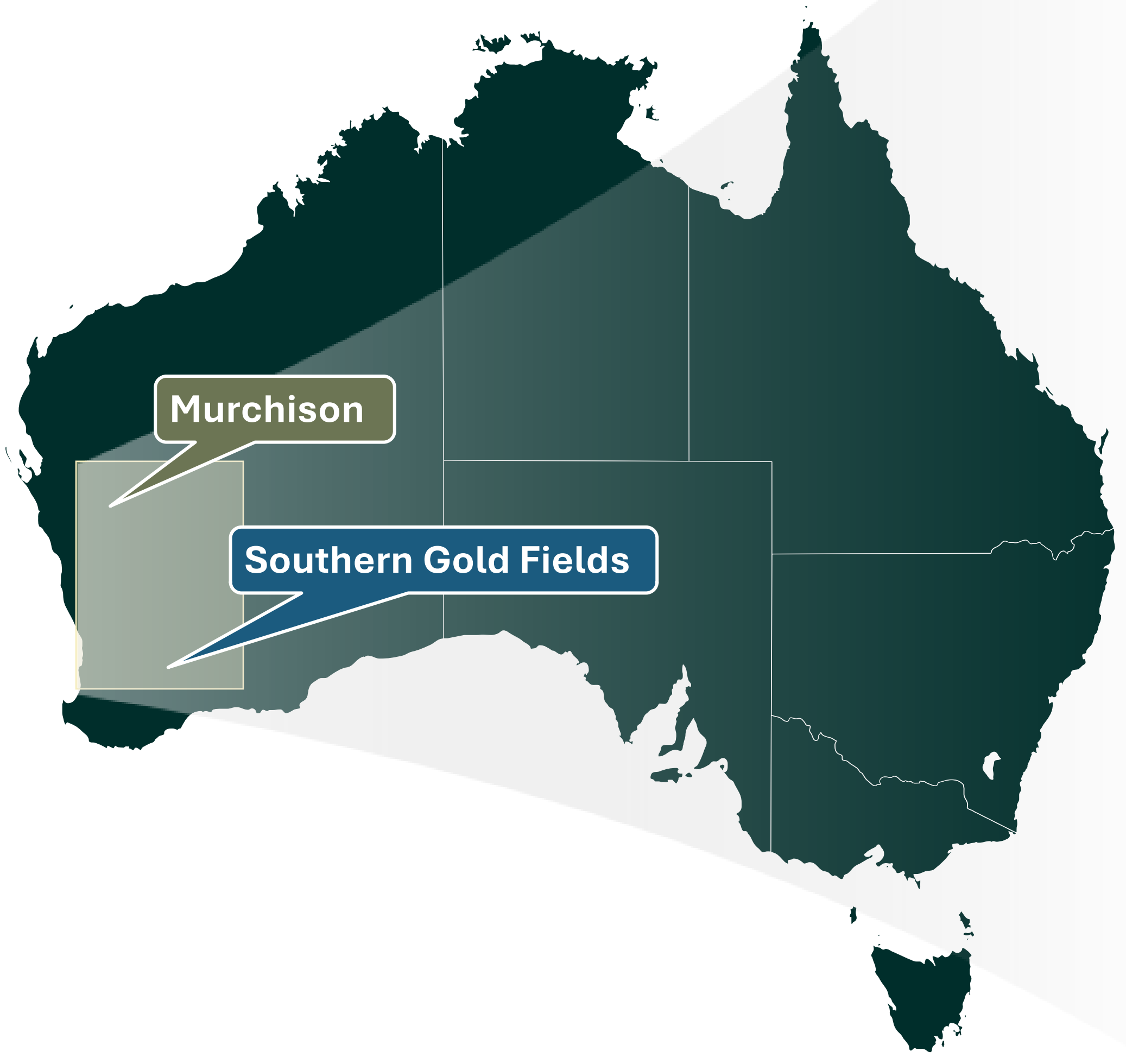
1. Market capitalisation from 13 May 2026. YTD production details from company announcements. For more information, see slide 37.

For personal use only

Tier 1 mining jurisdiction



Two regions, four operating hubs

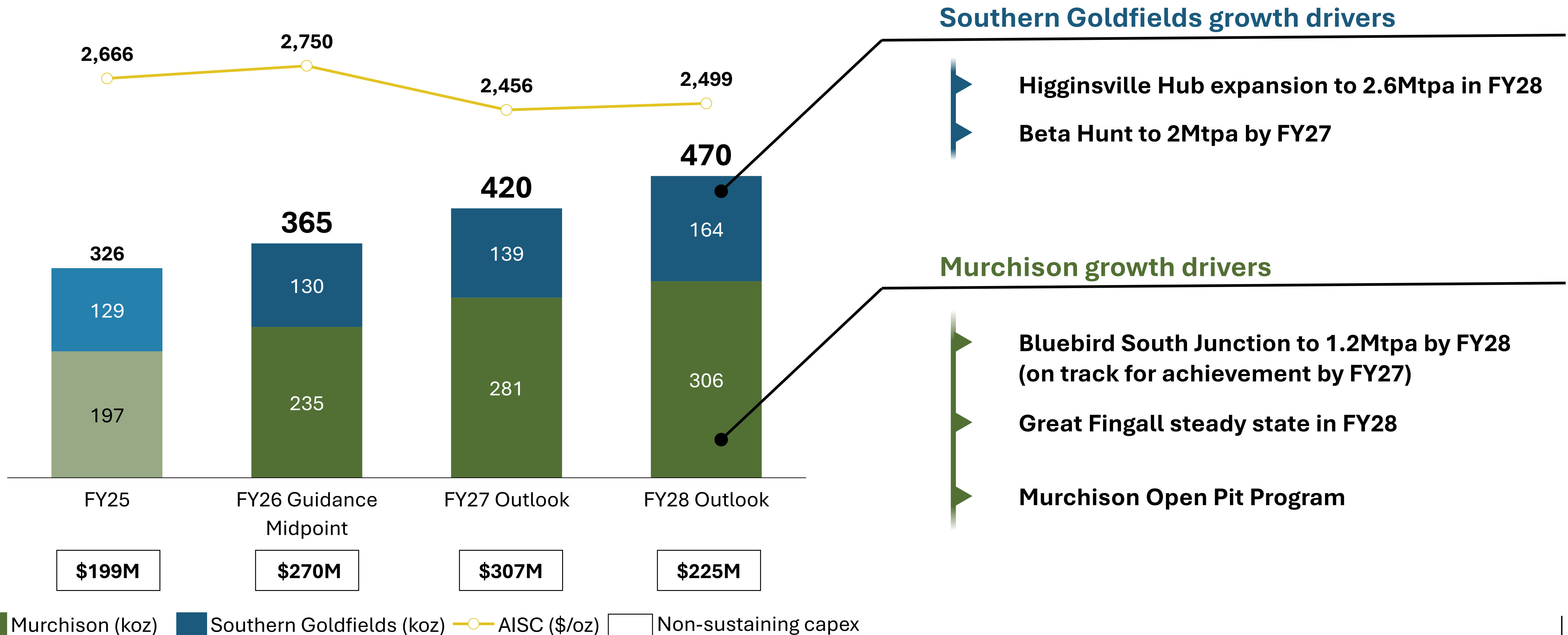


Near-term organic growth – 3 Year Outlook



A high confidence, executable baseline to 470koz with reducing AISC

Production and AISC outlook



For personal use only

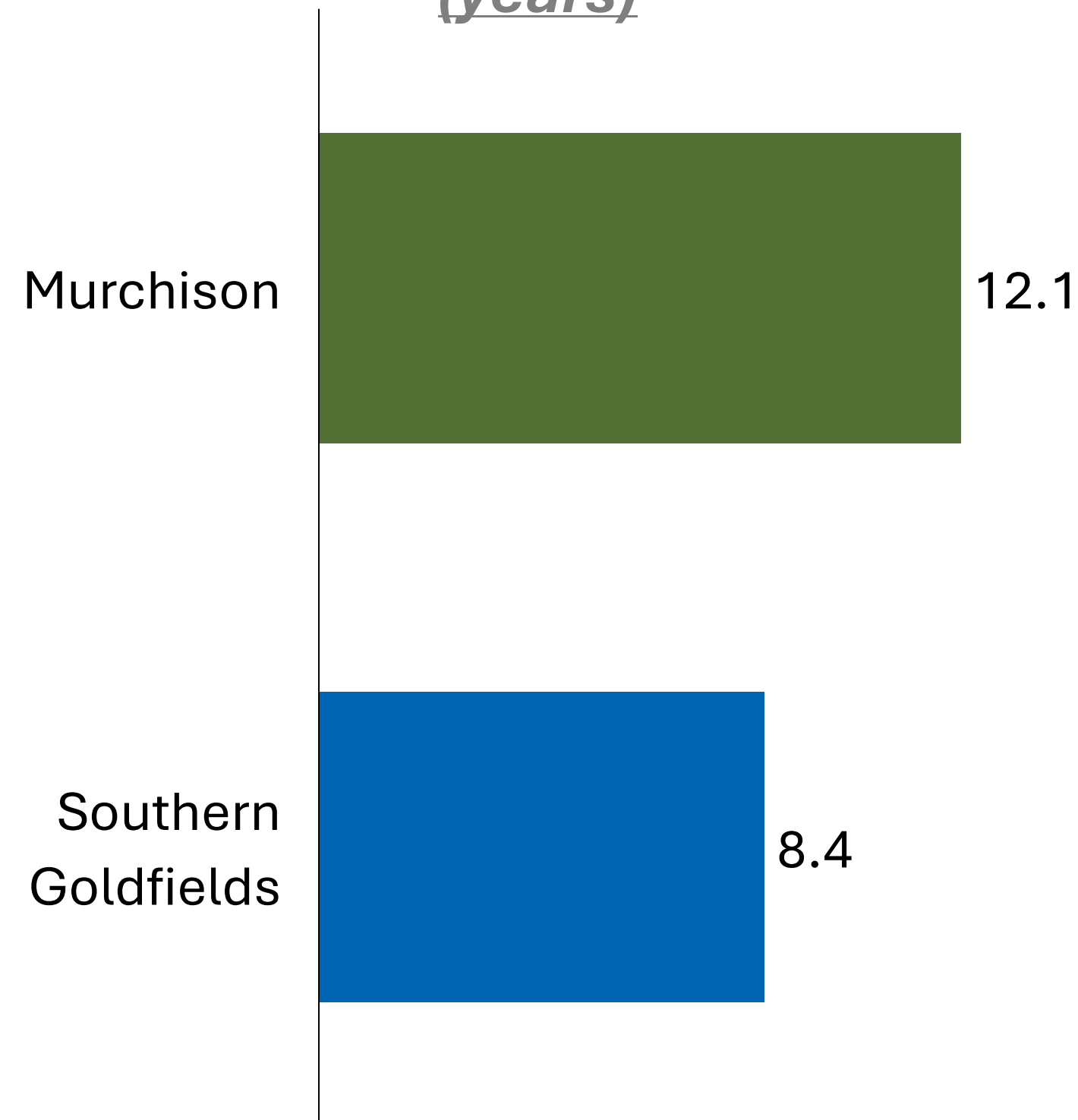
Long life assets underpinned by large Ore Reserves



16.3Moz of Mineral Resource and 3.5Moz of Ore Reserves at 30 June 2025

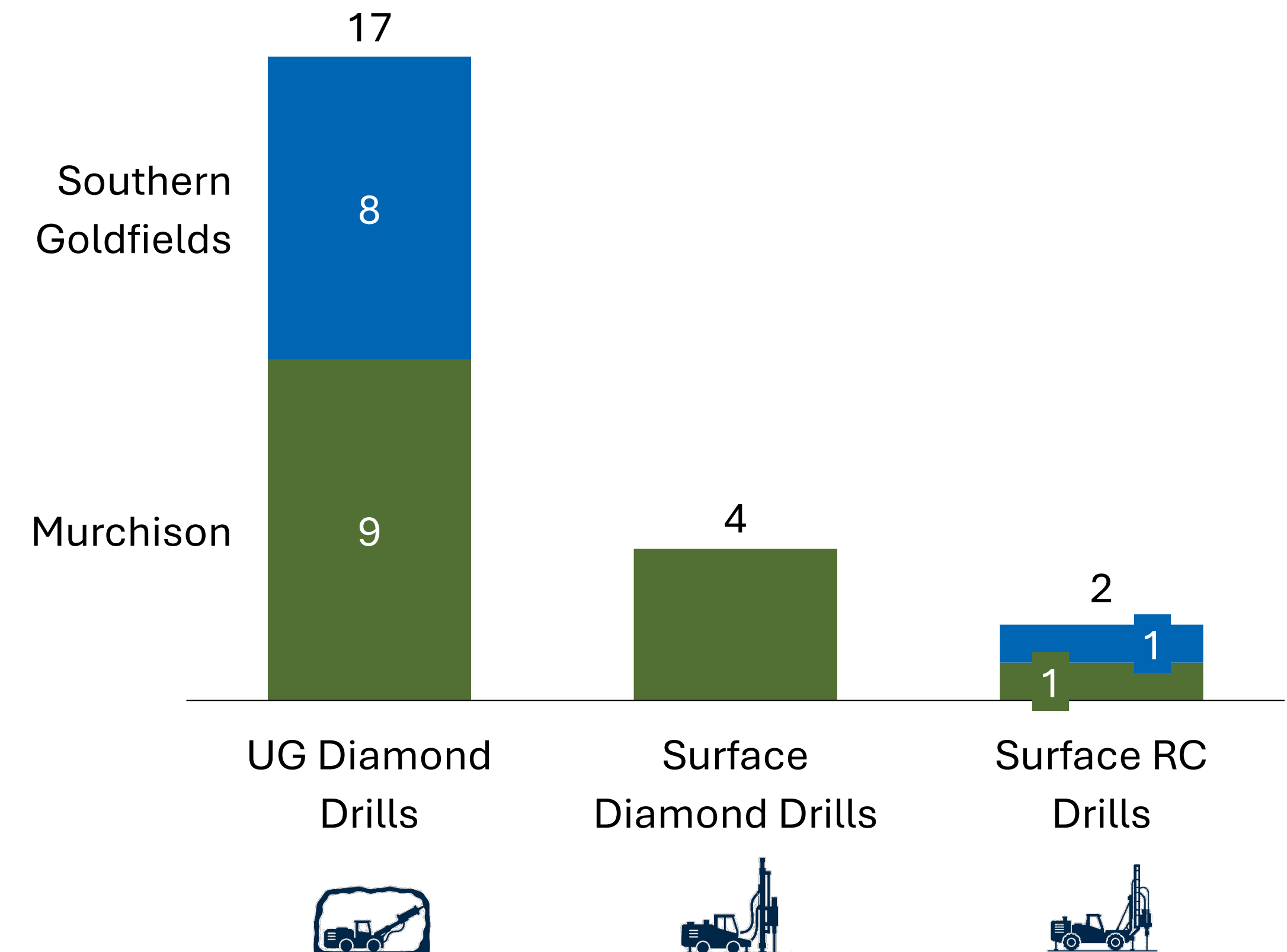
Long life assets...

Ore Reserve life¹ of operating regions (years)



...that are getting better with drilling

23 drills in operation in the Murchison & Southern Goldfields



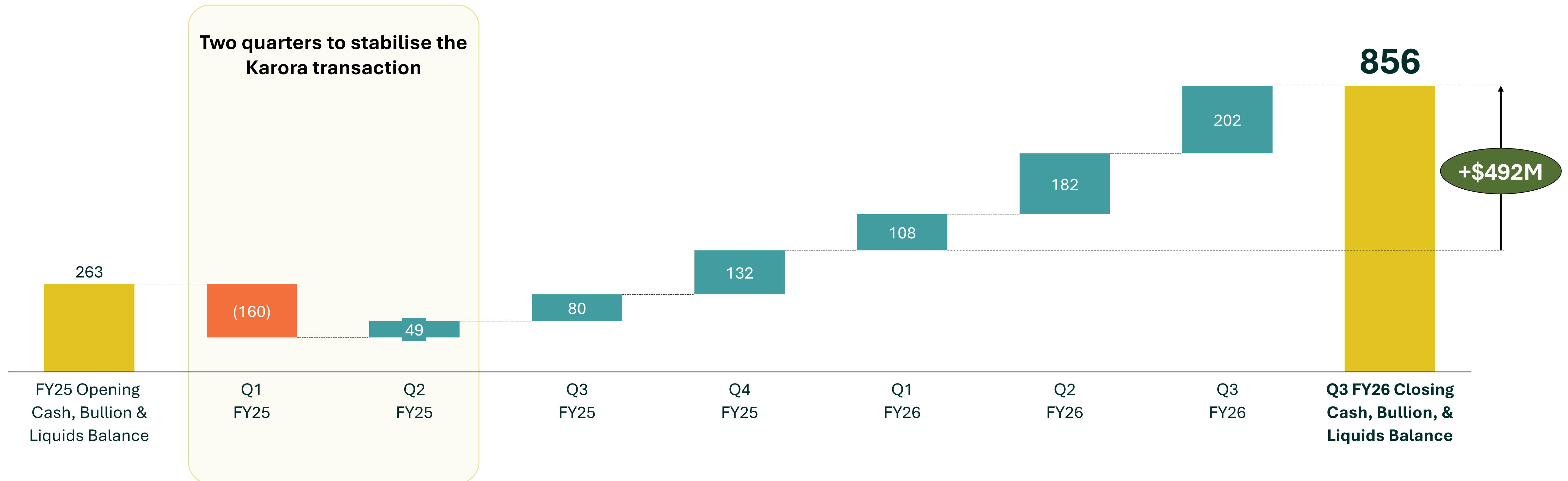
1. Ore Reserve life calculated using FY25 full year production and total Ore Reserves of the Murchison and Southern Goldfields at 30 June 2025. In subsequent events, Westgold sold Mt Henry-Selene, agreed to divest Peak Hill and Chalice and spun out the Comet and Reedy's projects. Refer to "Ore Reserves and Mineral Resources" section in slide 3 for further information

For personal use only

Exceptional cash flow generation



Quarterly Treasury Build (\$M)



\$492M treasury build YTD¹

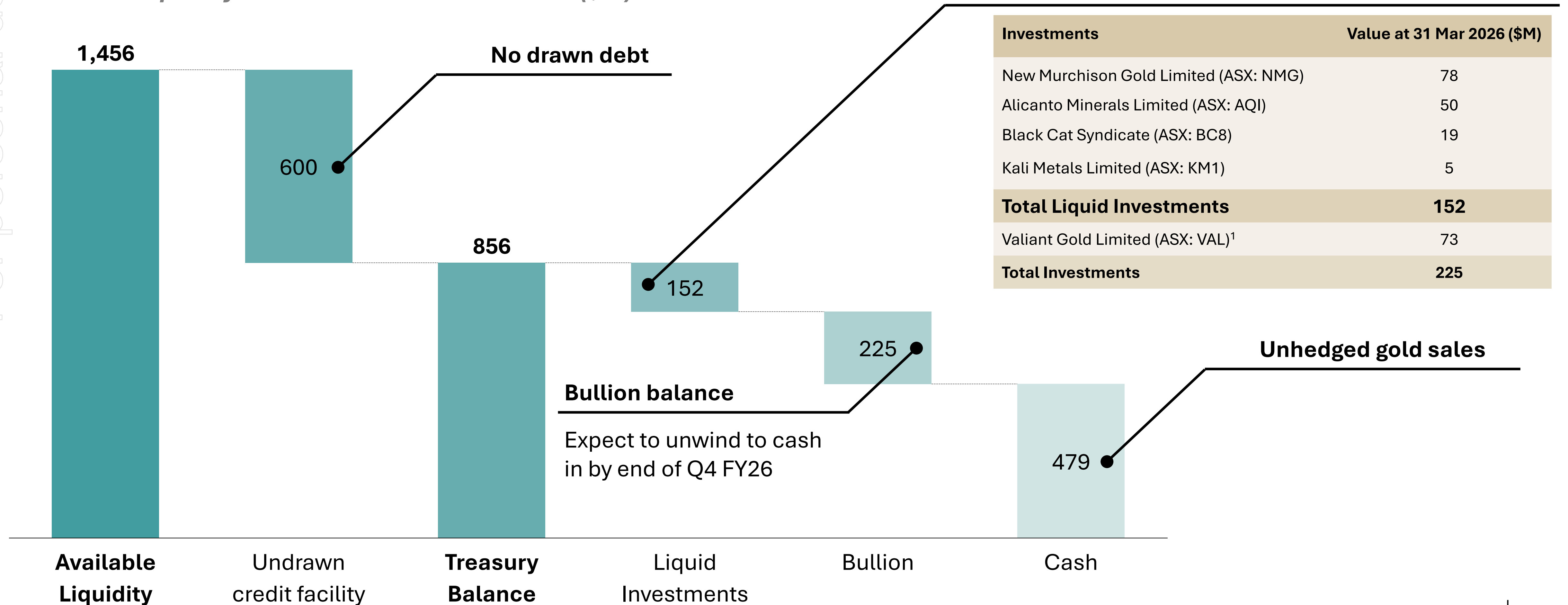
1. Treasury (cash, bullion and liquid investments)

Strong balance sheet



\$1.46B of available liquidity

Available liquidity drilldown at 31 March 2026 (\$M)



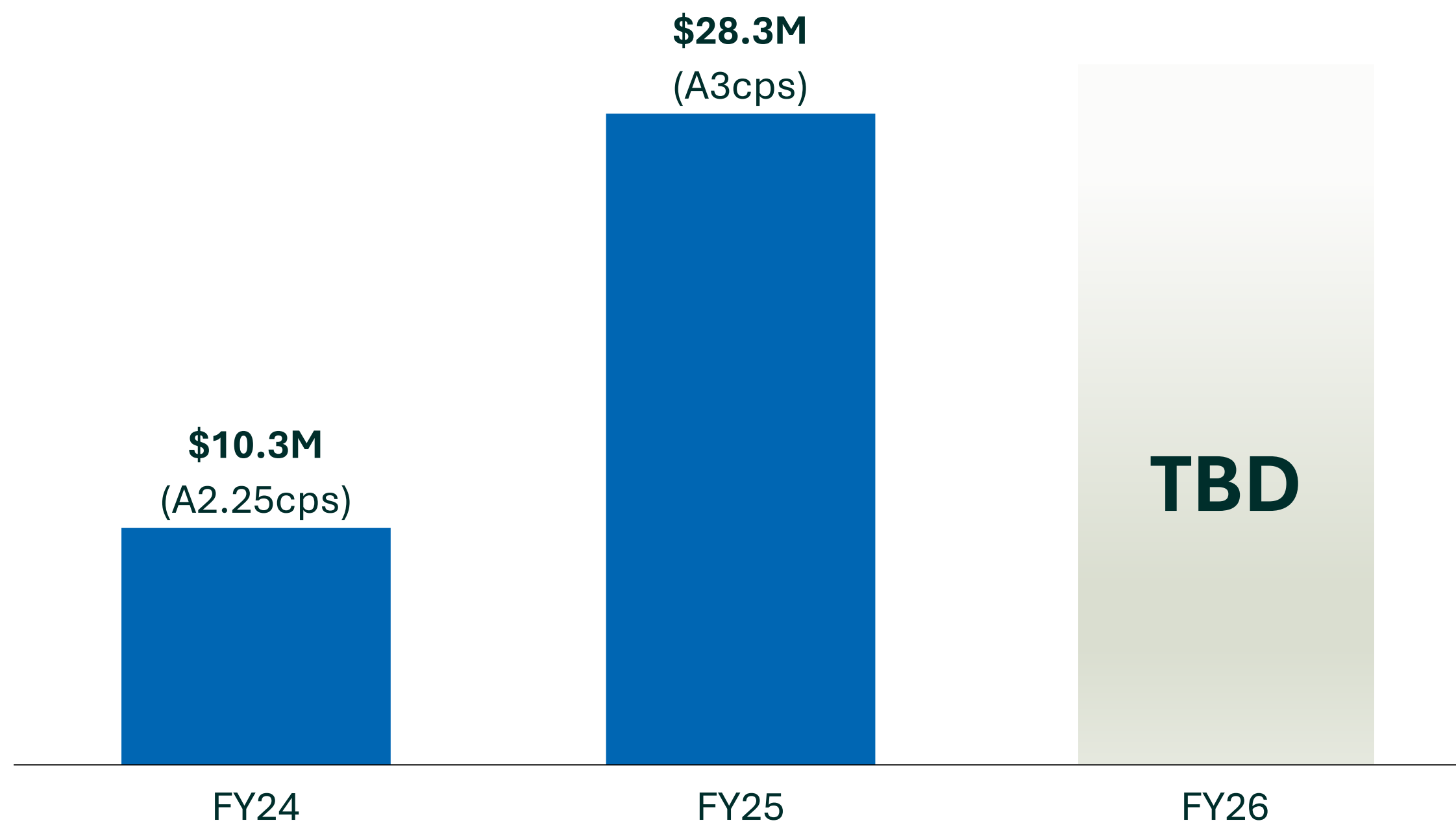
1. Valiant Gold Limited holdings escrowed until 27 March 2028

For personal use only

Increasing shareholder returns



Dividends declared under the FY25 Dividend Policy



78% dividend payout ratio in FY25

FY26 on-market share buy-back¹

Up to 5% share buy-back approved

Undertaken over 12 months

1. Westgold commenced executing the Buy-Back program on 31 Oct 2025 in compliance with Australian and Canadian securities laws with all purchases made through the facilities of the ASX.

For personal use only



What's ahead?

Guidance on track, with cost at the top end



	Q1 FY26	Q2 FY26	Q3 FY26	YTD FY26	FY26 Guidance
Production (oz)	83,937	111,418	93,145	288,500	345,000 – 385,000
AISC exc. OPA (\$/oz)	2,731*	2,902*	2,931	2,809	2,600 - 2,900
OPA Cost (\$M)	13	128	80	221	83% of avg. gold price (ie. 17% margin) – processing costs
Non-sustaining capital (\$M)	65	52	81	198	270
Exploration (\$M)	12	6	13	31	50

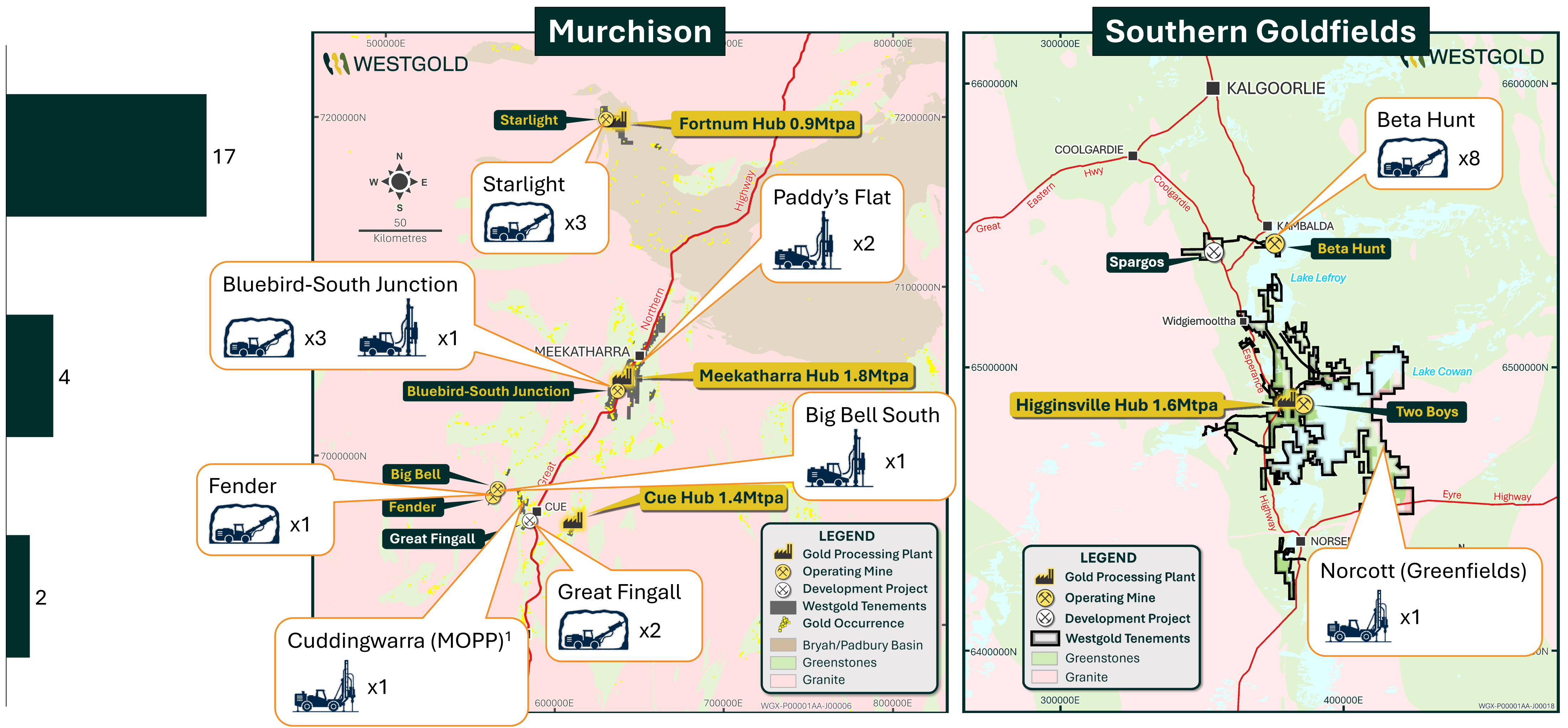
* Q1 and Q2 FY26 AISC adjusted post Half-Year Financial Report for the period ended 31 December 2025

For personal use only

Investing in the drill bit

For personal use only

- 
UG Diamond Drills
- 
Surface Diamond Drill
- 
Surface RC Drill



23 drills operating across the portfolio

1. MOPP – Murchison Open Pit Program

Bigger Mines and Bigger Mills



Board approves Higginsville Expansion (HXP) to 2.6Mtpa



\$145M Capex for HXP lifts throughput to 2.6Mtpa

increasing ore processing capacity in the Southern Goldfields by **~62.5%**.



Increases gold production by ~60kozpa

and **reduces processing costs by 24% to \$34/t.**



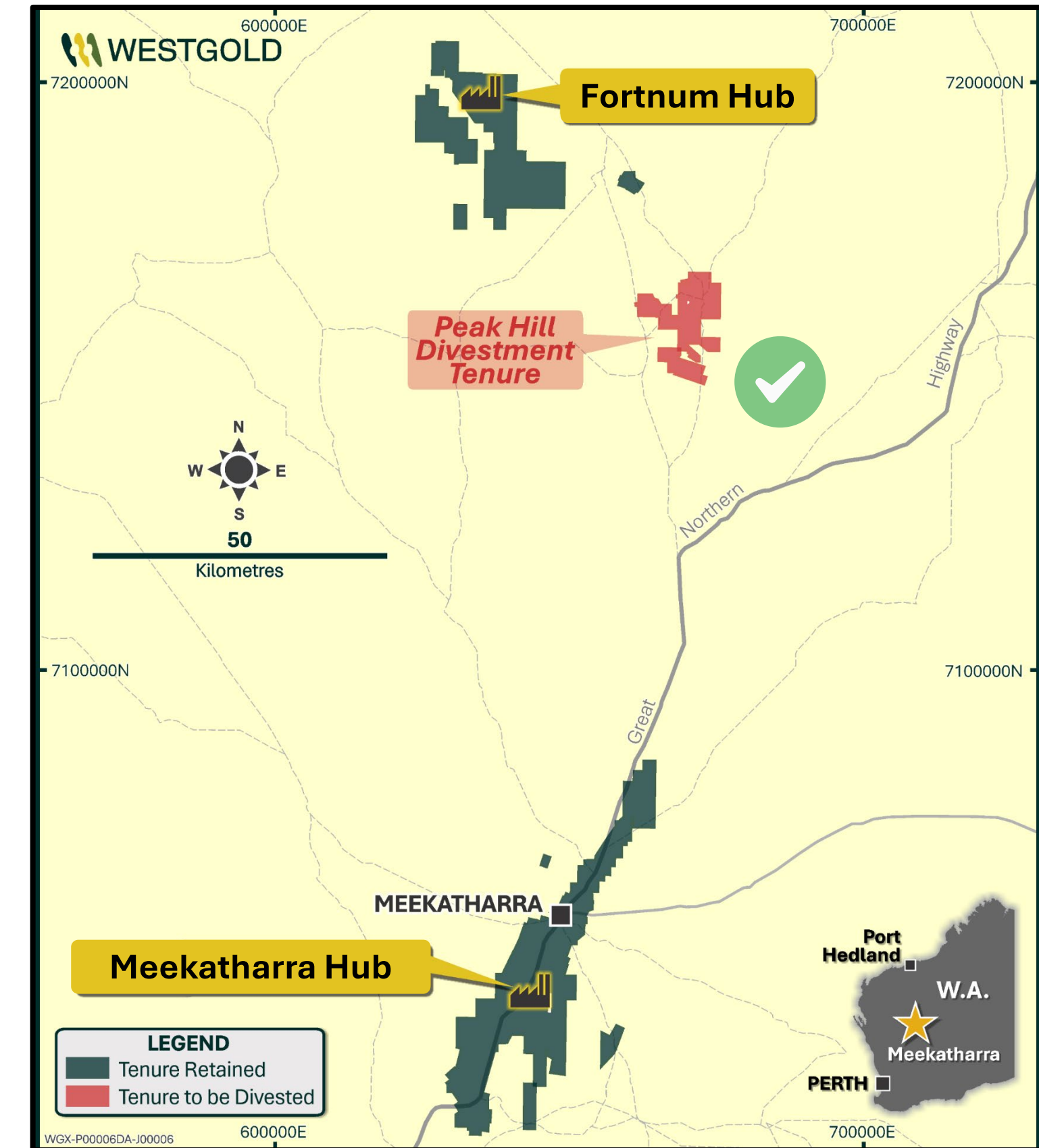
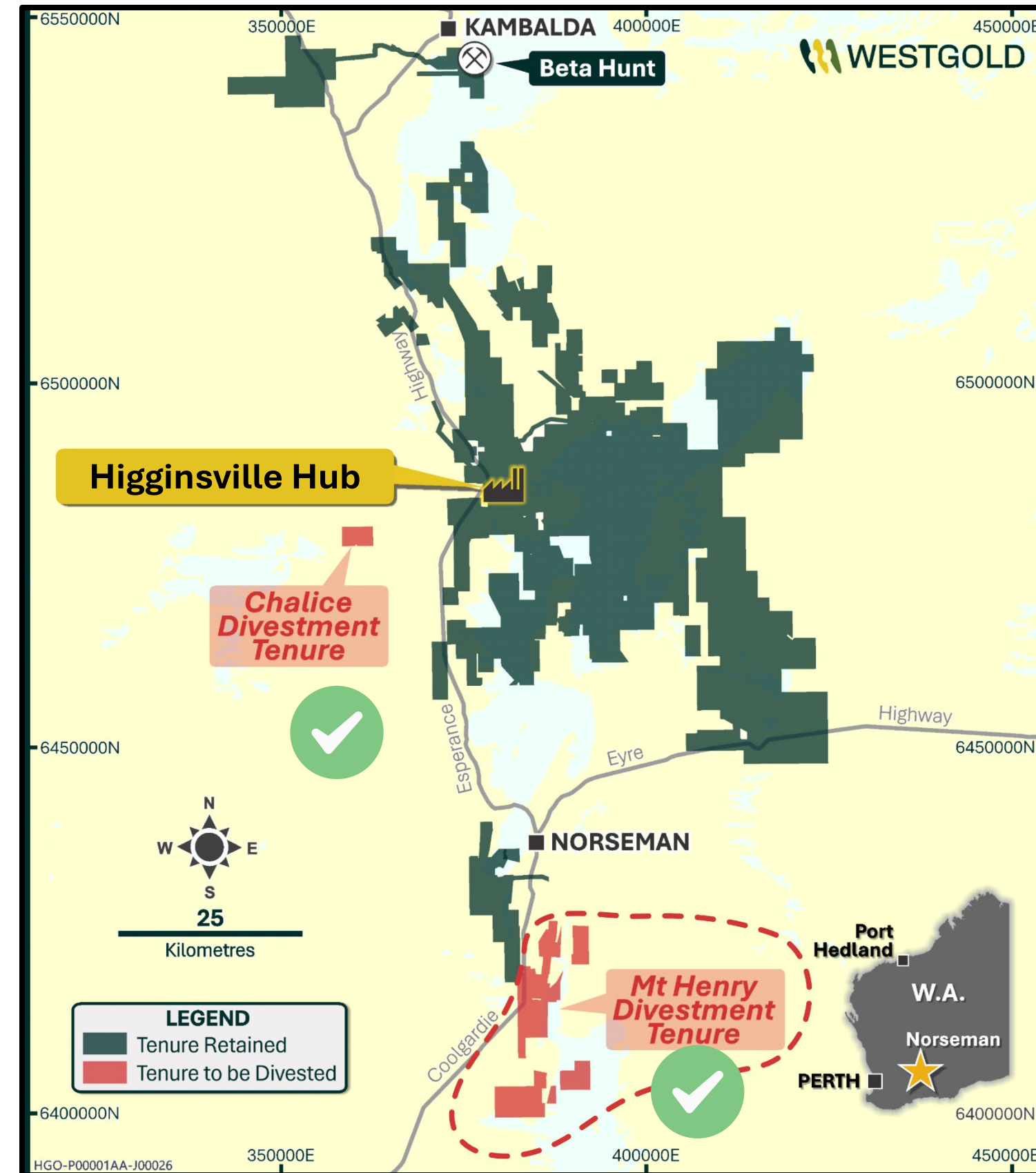
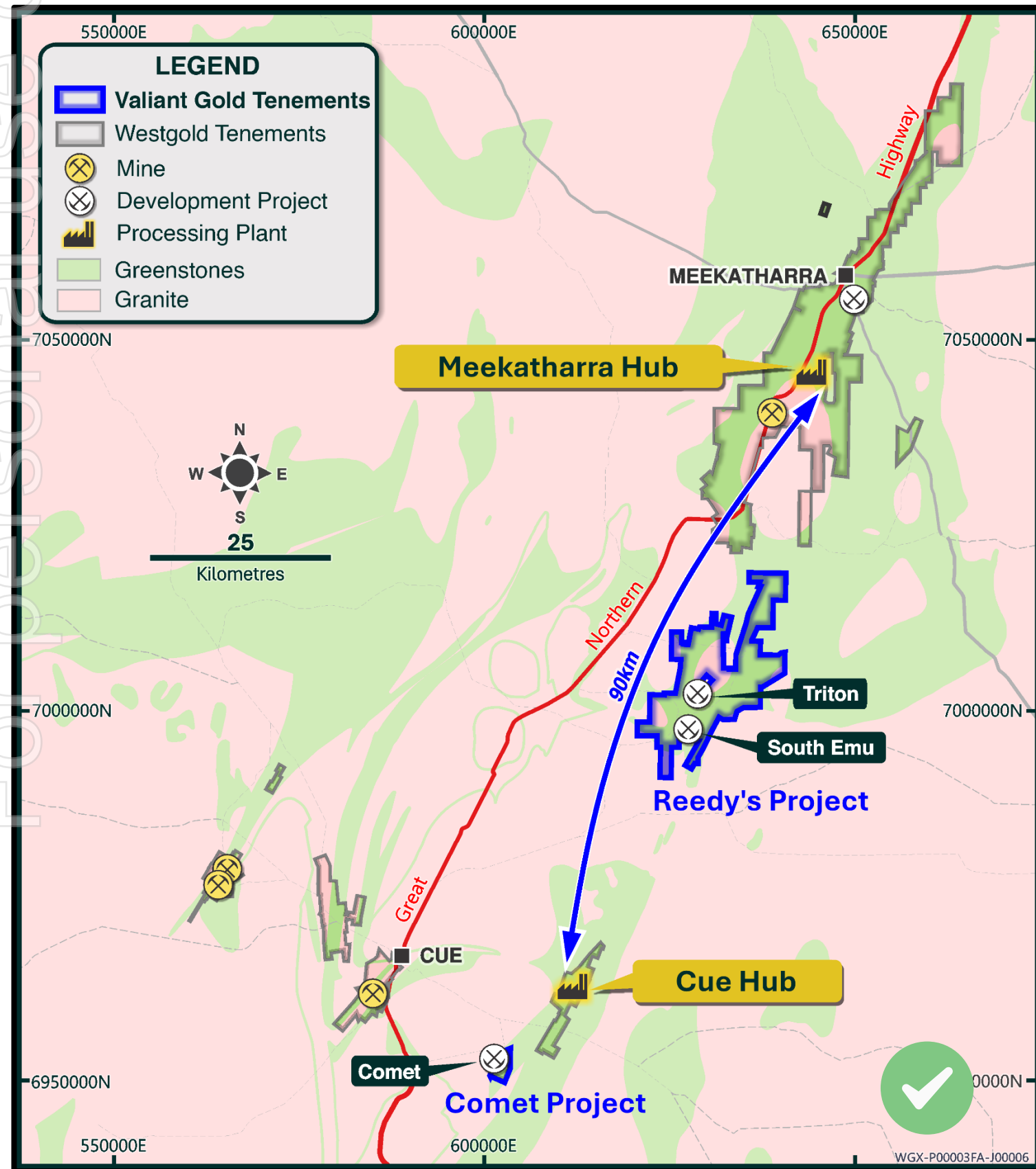
Financially compelling:

- **Pre-tax NPV of \$1.4B**
- **Pre-tax IRR of 43%**
- **Pre-tax payback of 21 months**



Southern Goldfields production lifts from Mid FY28.

Portfolio simplification could bring forward over ~\$215M¹



Divestment phase now complete

1. Calculated as the upfront value of the Mt Henry-Selene divestment at completion of \$80M (16 February 2026) plus the value of Westgold's 44.4% interest in Valiant Gold Limited (ASX: VAL) of ~\$62M as at 18 May 2026 plus \$58M for the divestment of Peak Hill (4 May 2026) and \$15M in upfront value for the divestment of Chalice but excluding \$41M in deferred value that may be realised following achievement of milestones at Mt Henry-Selene and Chalice and the 1.0% NSR payable on future Peak Hill production. Westgold has in place binding asset sale agreements for both Peak Hill and Chalice, with formal divestment to occur on closure of these transactions.

These opportunities are NOT in the 3YO

For personal use only

Excluded upside	Potential opportunity	FY26	FY27	FY28
<ul style="list-style-type: none"> Further expansion of Bluebird-South Junction Underground Mine at Meekatharra 	Targeting 1.2Mtpa being achieved by FY27 - 1 year ahead of 3YO			
<ul style="list-style-type: none"> Expansion of Higginsville Mill beyond 2.6Mtpa 	Plant design has 4Mtpa comminution circuit			
<ul style="list-style-type: none"> Review of assets currently in care & maintenance 	1 UG being reviewed as large OP – 2 UG mines divested with OPAs			
<ul style="list-style-type: none"> Fletcher Zone 	Substantial drilling program in FY26 – early opportunities to mine extensional areas of Fletcher may become available			
<ul style="list-style-type: none"> Operational Improvements 	3YO modelled on FY25 productivity - benefit from investment in fleet and infrastructure represents upside			
<ul style="list-style-type: none"> Extensions to Murchison open pit program 	Drilling success could expand high confidence open pit program			
<ul style="list-style-type: none"> Larkin & Mason Zones 	Drilling in FY26/27 could provide additional in-mine opportunities to increase Beta Hunt mining rates			
<ul style="list-style-type: none"> Exploration, Mineral Resource conversion, ore purchase or toll treating opportunity 	Group Mineral Resource at 16.3Mo >> Group Ore Reserve at 3.5Moz ¹			
<ul style="list-style-type: none"> Expansion of Fortnum Mill to 1.5Mtpa 	Infill drilling being completed at Fortnum to solidify investment case			

Active initiatives representing potential upside to 3YO

1. Mineral Resource and Ore Reserves as at 30 June 2025. In subsequent events, Westgold sold Mt Henry-Selene, agreed to divest Peak Hill and Chalice and spun out the Comet and Reedy's projects. Refer to "Ore Reserves and Mineral Resources" section in slide 3 for further information

For personal use only



Investor Relations

Kasun Liyanaarachchi

Group Manager Investor Relations & Communications

Kasun.Liyanaarachchi@westgold.com.au

+61 458 564 483

Media

Annette Ellis

Manager Corporate Affairs

Annette.ellis@westgold.com.au

+61 458 200 039

A debt free, unhedged ASX 100 gold miner focused on FCF and shareholder returns

www.westgold.com.au

For personal use only



Appendix

For personal use only

Board and management



Hon. Cheryl Edwardes AO
Independent
Non-Executive Chair



Wayne Bramwell
Managing
Director & CEO



Julius Matthys
Independent Non-
Executive Director



Fiona Van Maanen
Independent
Non-Executive Director



Gary Davison
Independent Non-
Executive Director



David Kelly
Independent
Non-Executive Director



Shirley In't Veld
Independent
Non-Executive Director



Ivan Mullany
Independent
Non-Executive Director



Tommy Heng
Chief Financial Officer



Aaron Rankine
Chief Operating Officer



Simon Rigby
Chief Growth Officer



Susan Park
Company Secretary



Melissa Wren
Chief People Officer



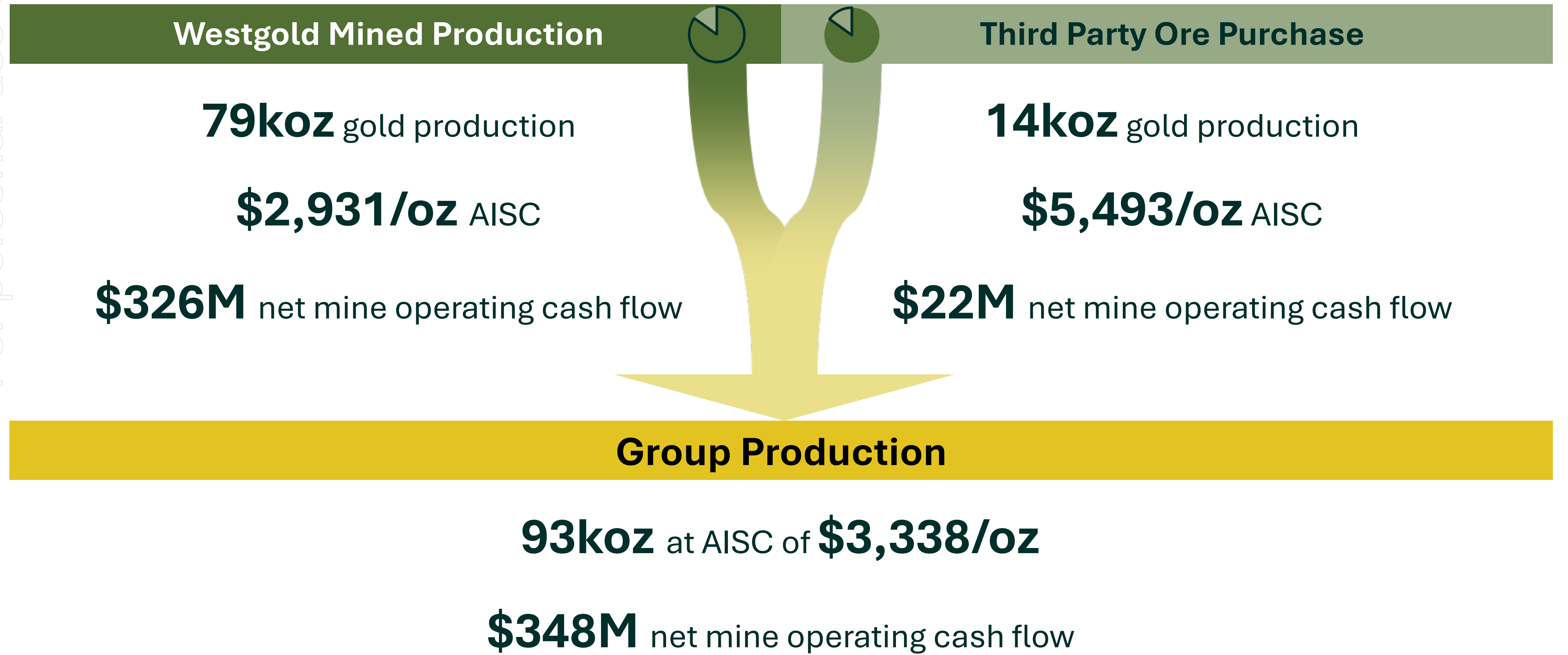
Adam Meyer
Chief Safety &
Sustainability Officer



Leigh Devlin
Chief Technical Officer

Q3, FY26 - production and cash flow from operations

For personal use only



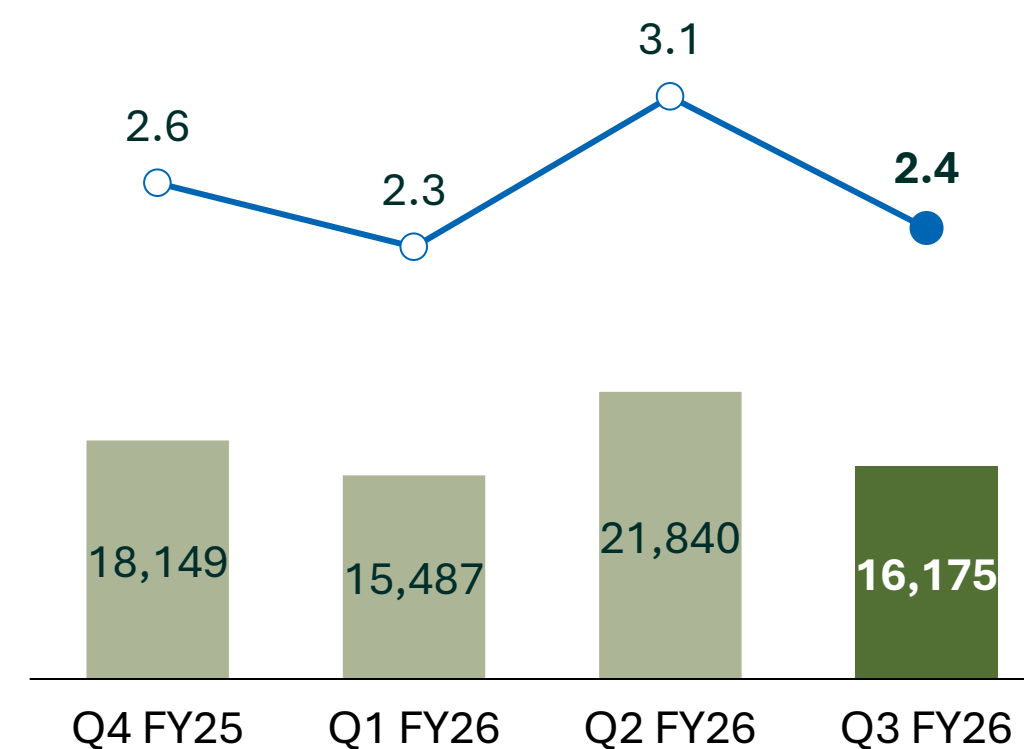
Hub performance

Fortnum Hub

Fortnum Mill – 0.9Mtpa



Feed: Starlight UG & Fortnum stockpiles

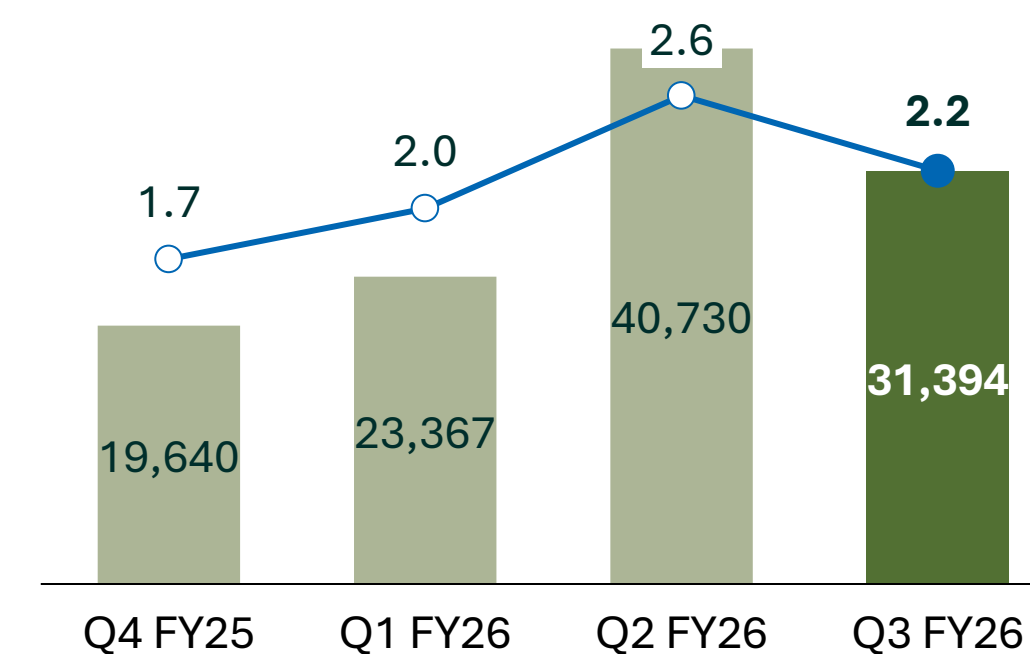


Meekatharra Hub

Bluebird Mill - 1.8Mtpa




Feed: Bluebird-South Junction UG, Fender, Cue & Fortnum stockpiles, NMG Ore Purchase

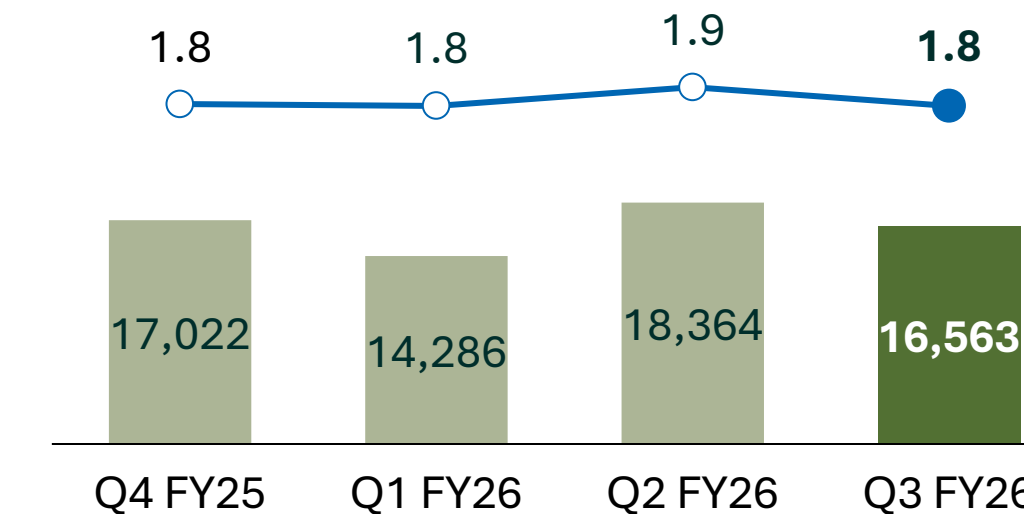


Cue Hub

Tuckabianna Mill – 1.4Mtpa



Feed: Big Bell UG, Great Fingall, Cue stockpiles

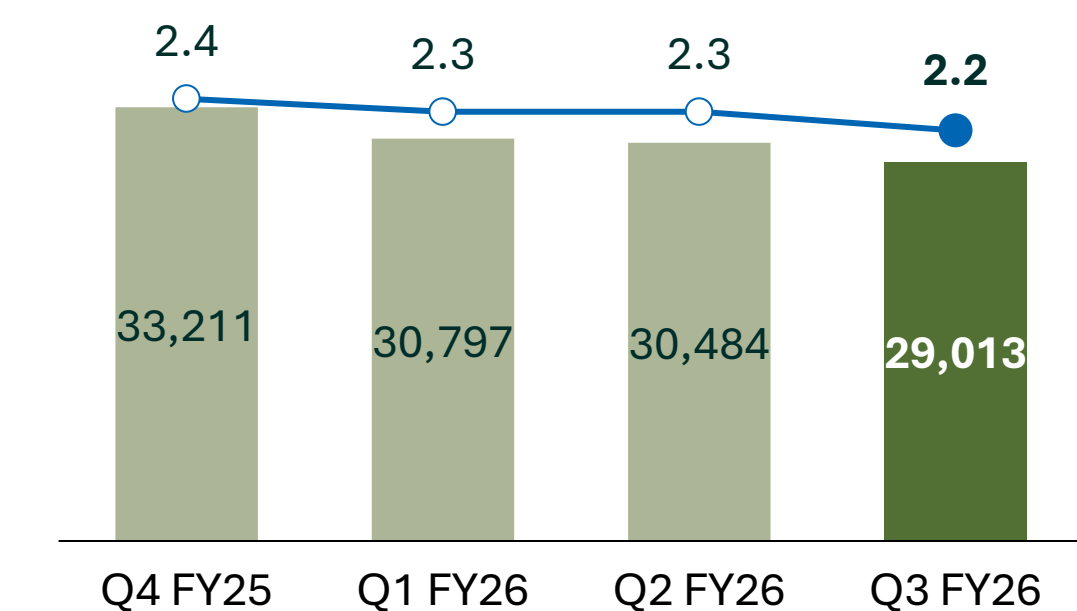


Higginsville Hub¹

Higginsville Mill – 1.6Mtpa



Feed: Beta Hunt, Two Boys, Lake Cowan OP, LG stockpiles

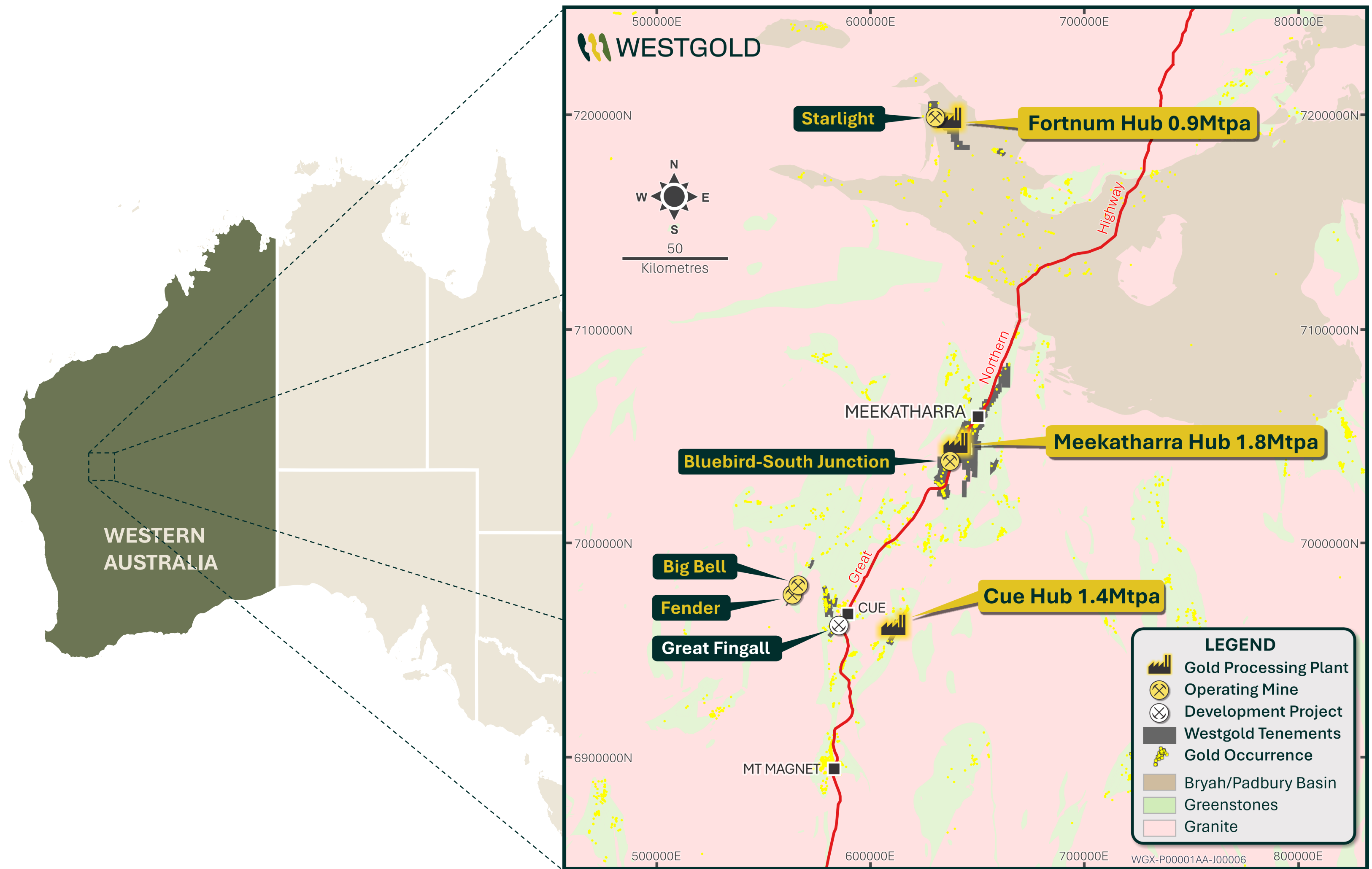


1. Performance includes Lakewood toll treatment

■ Gold produced (oz) —○— Milled grade (g/t)

For personal use only

The Murchison



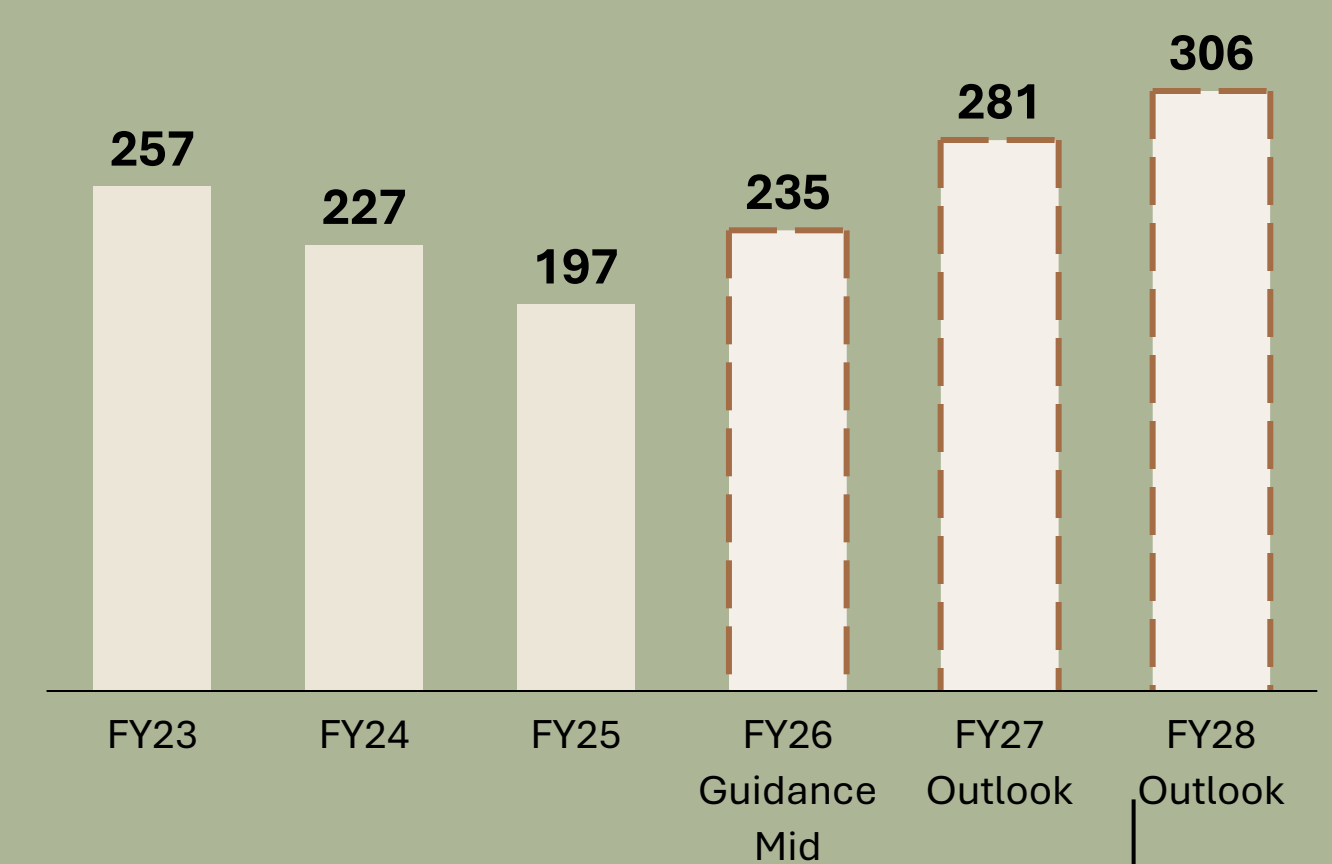
The Murchison

(producing, 100% owned)

3 processing hubs - 4.1Mtpa capacity

9.7Moz @ 2.3g/t Mineral Resource & 2.4Moz @ 2.1g/t Ore Reserve¹

Gold Production (oz)



1. Mineral Resource and Ore Reserves as at 30 June 2025. In subsequent events, Westgold agreed to divest Peak Hill and spun out the Comet and Reedy's projects. Refer to "Ore Reserves and Mineral Resources" section in slide 3 for further information

12750N

12500N

12250N

12000N

11750N

11500N

11250N

North

South

Fortnum Hub: Starlight mine – mill and mine grades lifting



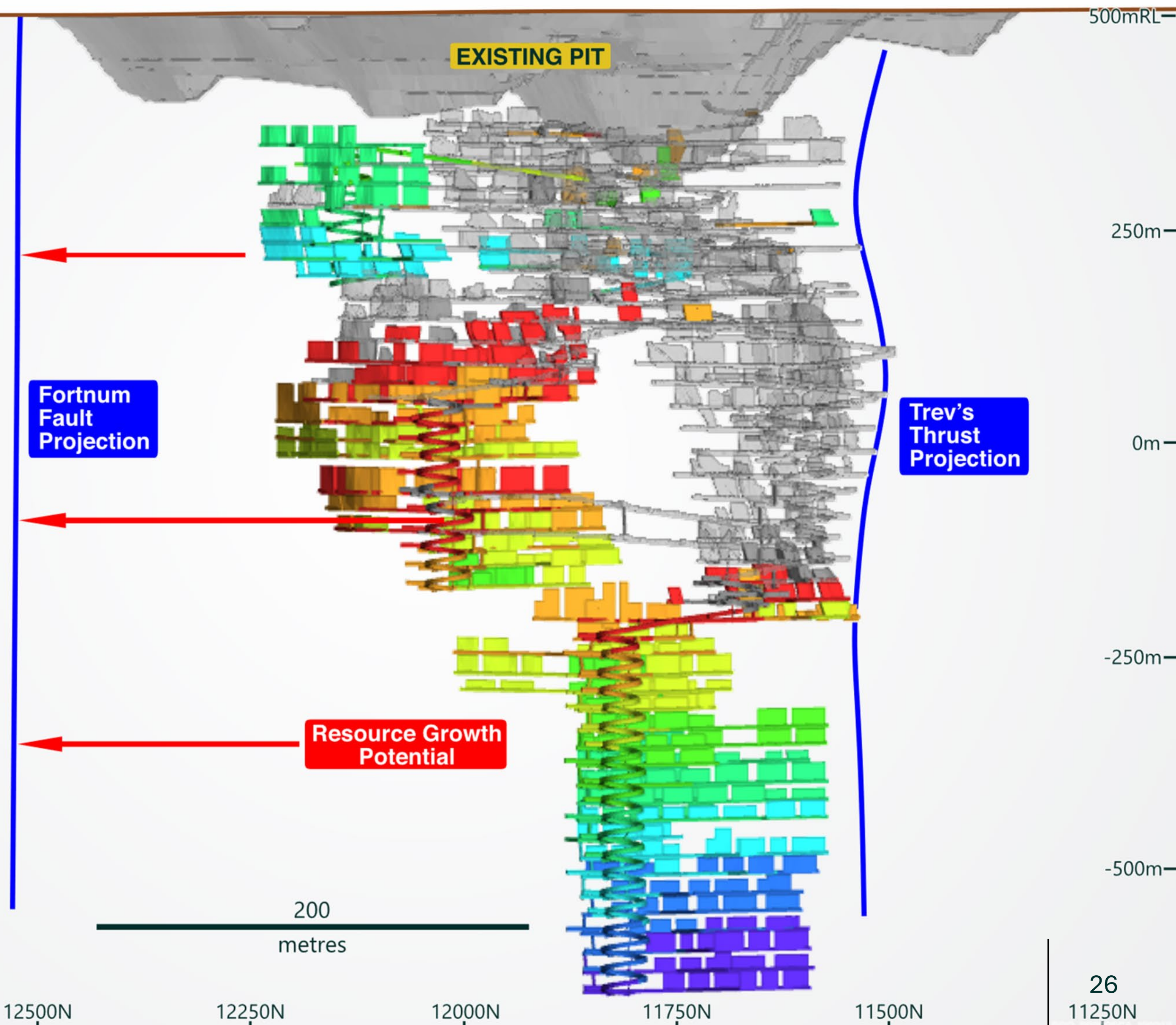
For personal use only

Established underground mine matched to 0.9Mtpa mill

Mining multiple high grade zones in Starlight UG (Galaxy, Nightfall) lifting mill grade

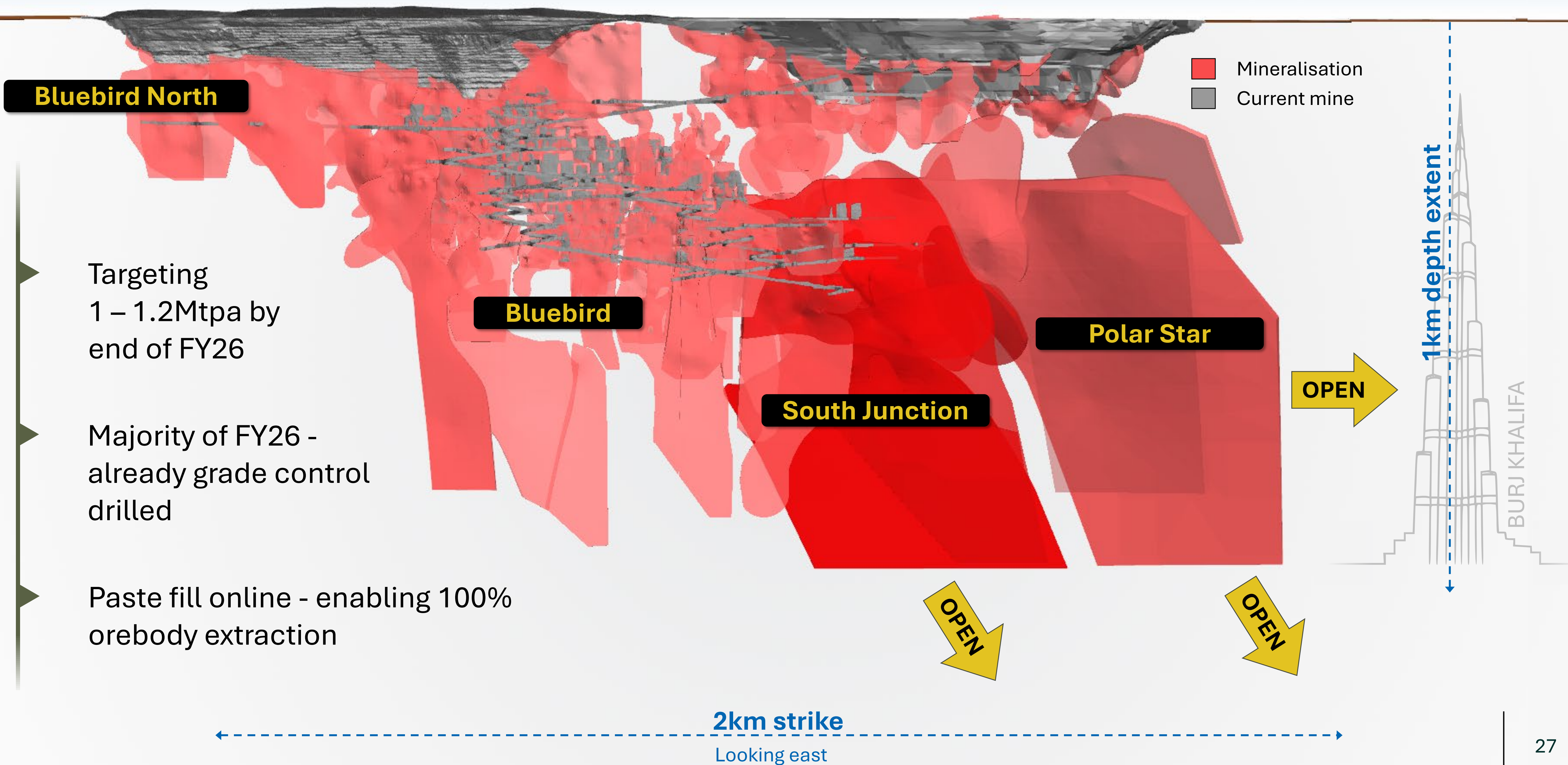
New UG fleet increasing mining rates and productivity

Mill debottlenecking – targeting 10% lift in throughput



Meekatharra Hub: South Junction UG expands

For personal use only



Great Fingall – a “new” HG underground mine



Fingall Flats mining completed in Q1 FY26

Barmingo commenced operations in September

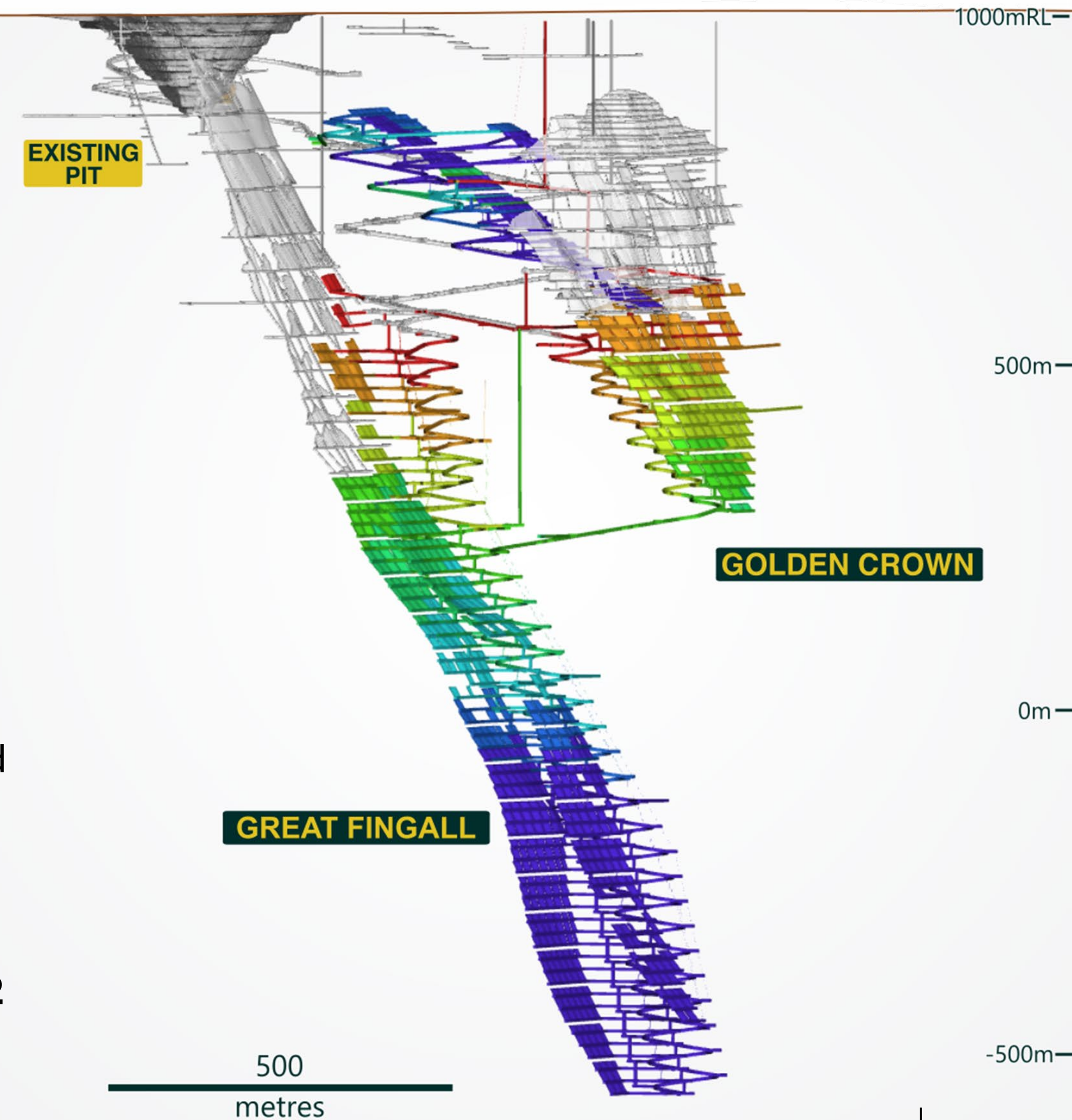
2 historic and high-grade undergrounds in one

Development targeting ~0.5Mtpa at steady state

Decline pushes on to virgin stoping areas

- Great Fingall and Golden Crown historic workings being dewatered
- Drilling in-mine targets (Sovereign)

Commenced mining first virgin stopes in the Great Fingall Reef in Q2 FY26

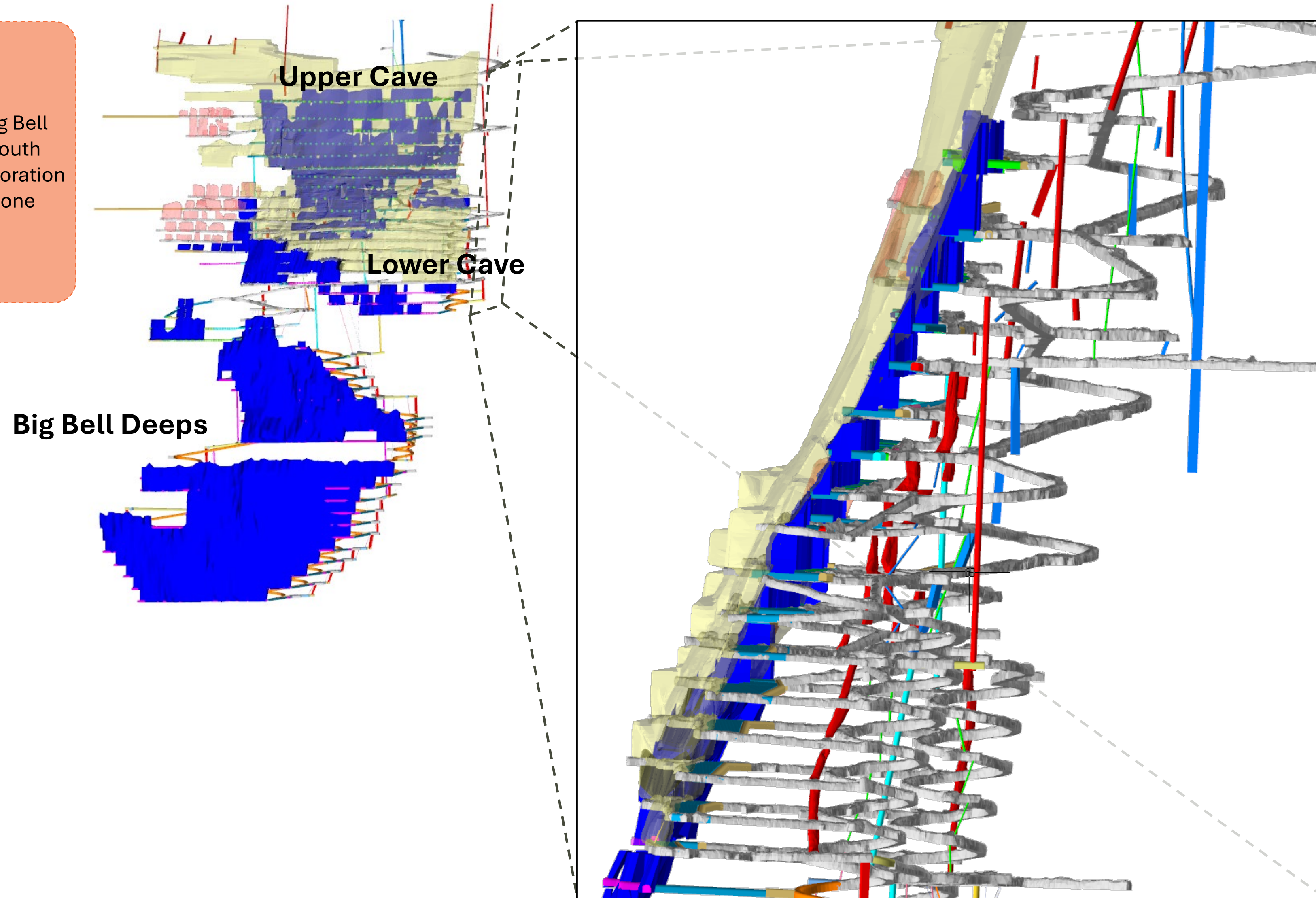


For personal use only

Cue Hub: Big Bell Upper Cave underpins hub throughput

For personal use only

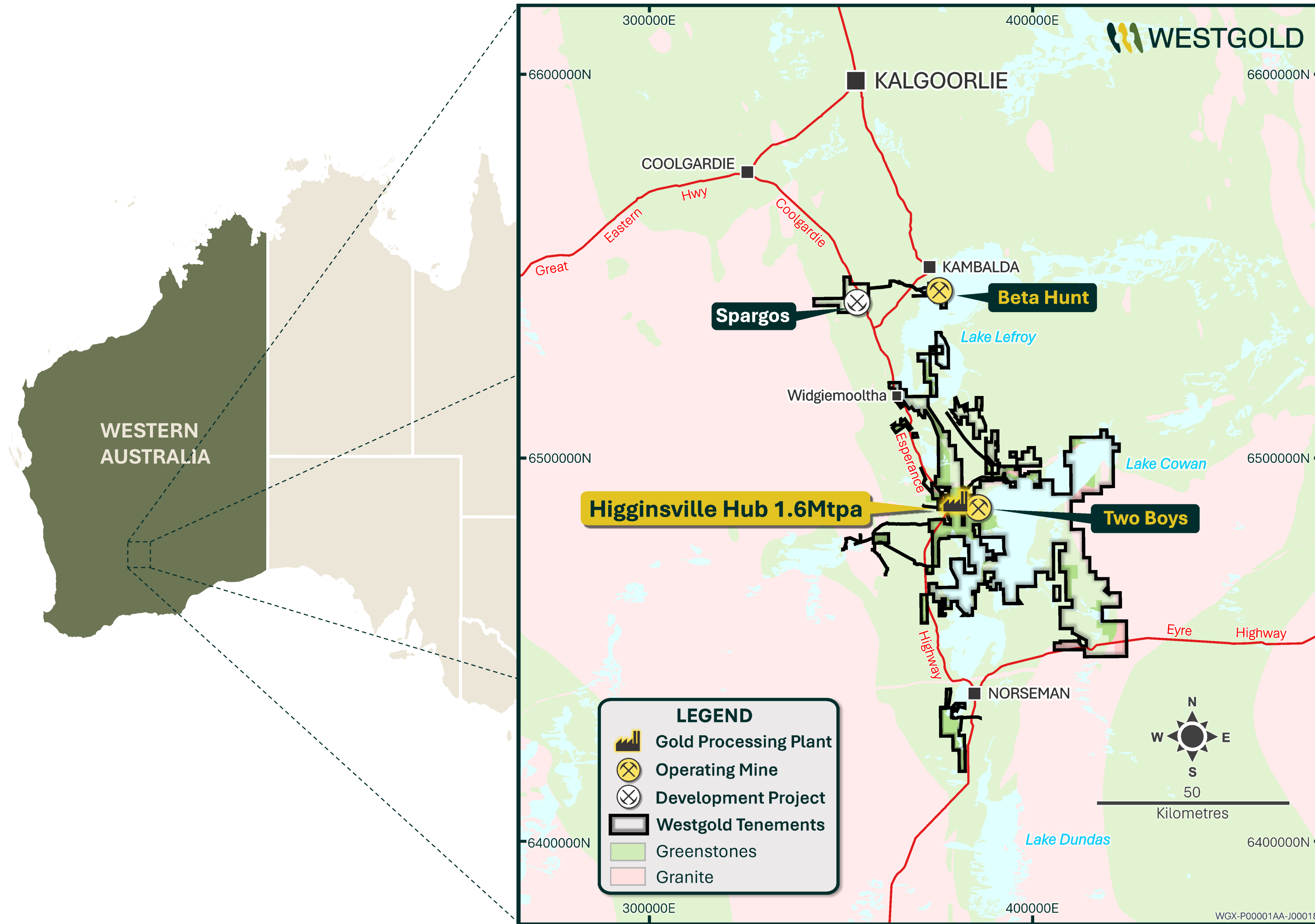
Big Bell South exploration zone



- ▶ Upper cave: ~4.5Mt @ ~1.7g/t
- ▶ Lower cave: ~800kt @ 2.1g/t
- ▶ Additional transverse mining from the Upper Cave enables Deeps capex deferral
- ▶ Increasing mining rates from the Upper Cave with continued rehabilitation advancement
- ▶ Big Bell South is a shallow drilling opportunity for further growth

For personal use only

The Southern Goldfields



The Southern Goldfields

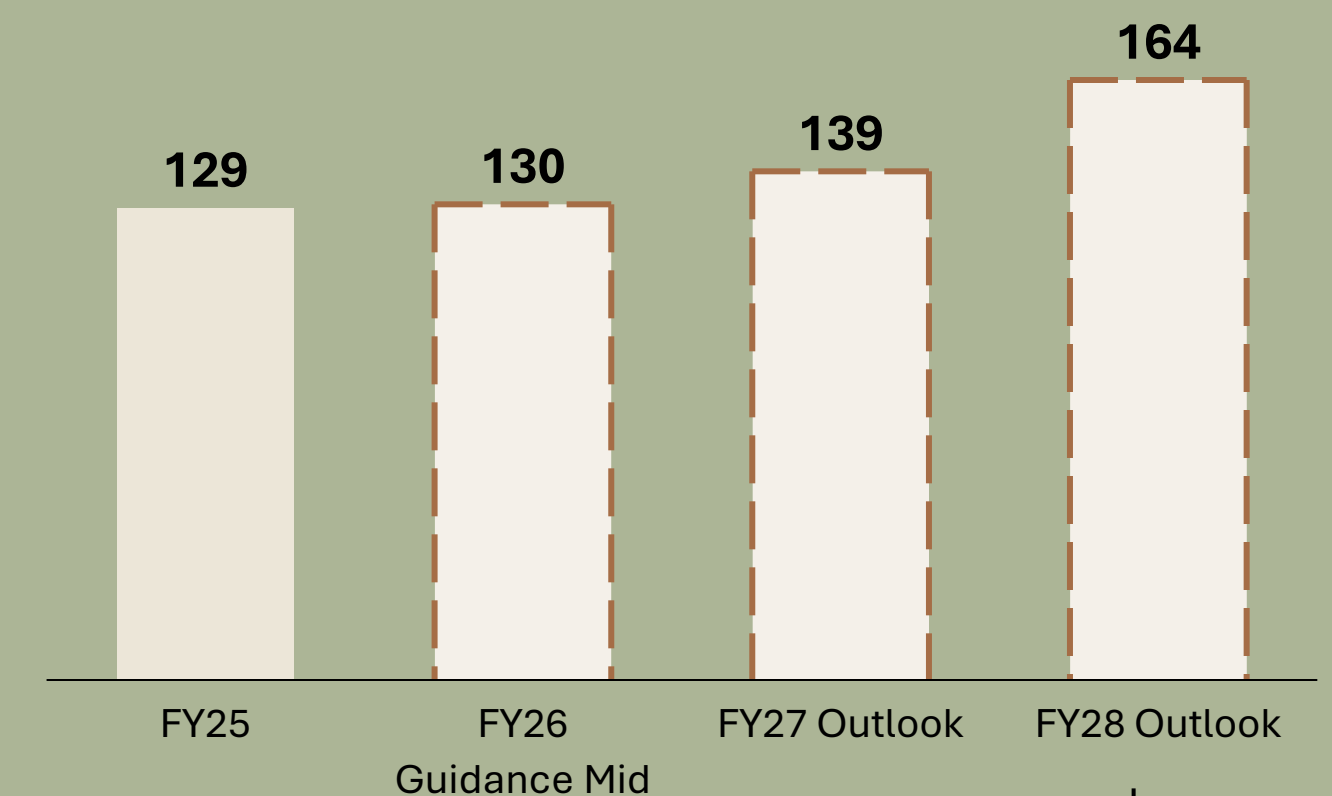
(producing, 100% owned)

Acquired August 2024

1 processing hub - 1.6Mtpa capacity

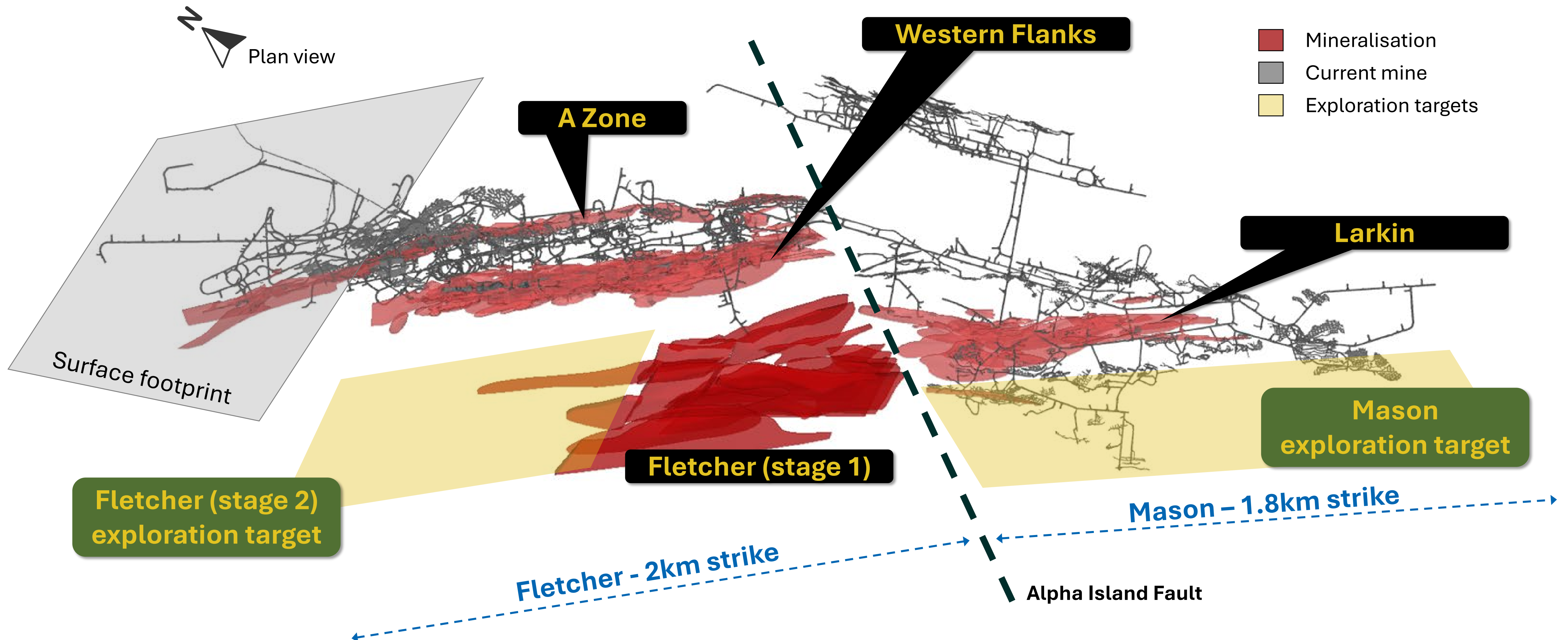
6.6Moz @ 2.1g/t Mineral Resource & 1.1Moz @ 1.7g/t Ore Reserve¹

Gold Production (oz)



1. Mineral Resource and Ore Reserves as at 30 June 2025. In subsequent events, Westgold sold the Mt Henry-Selene project and agreed to divest the Chalice project. Refer to "Ore Reserves and Mineral Resources" section in slide 3 for further information

Southern Goldfields Growth Engine – Beta Hunt UG



Fletcher Zone at Beta Hunt – scale yet to be defined

For personal use only

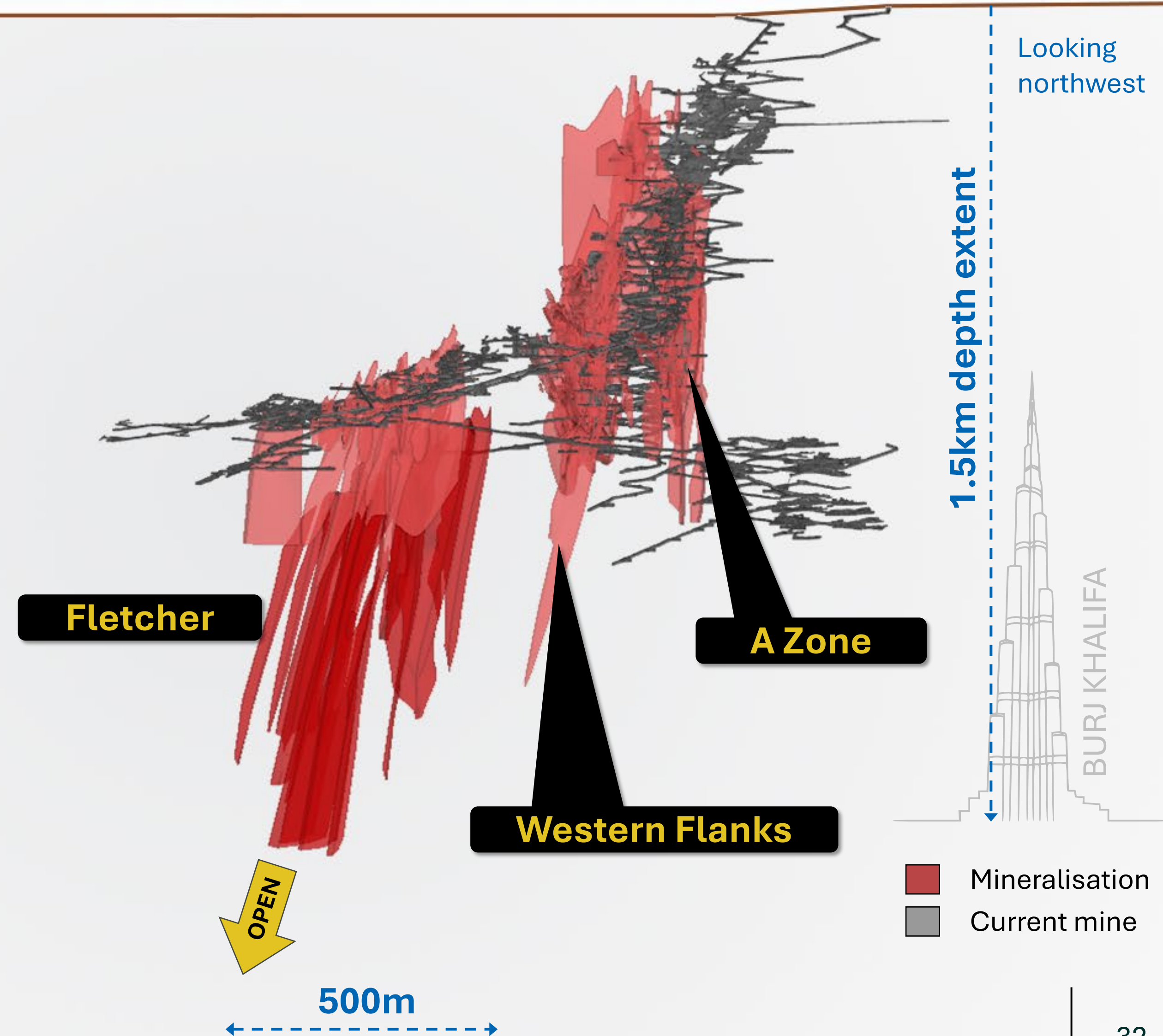
Maiden Fletcher Mineral Resource of 31Mt at 2.3g/t for 2.3Moz

- Effectively doubles the September 2024 Beta Hunt Mineral Resource

Significant opportunity for Mineral Resource extensions

- MRE drilling only tested 1km of the known 2km strike of Fletcher
- Stage 1 Mineral Resource remains open at depth

Resource conversion drilling commenced at Fletcher



Mineral Resource Statement: Operating Mines



At 30 June 2025[1]

Murchison Gold Operations (Rounded for reporting)															
Project	Measured			Indicated			Measured and Indicated			Inferred			Total		
	Tonnes ('000s)	Grade	Ounces Au ('000s)	Tonnes ('000s)	Grade	Ounces Au ('000s)	Tonnes ('000s)	Grade	Ounces Au ('000s)	Tonnes ('000s)	Grade	Ounces Au ('000s)	Tonnes ('000s)	Grade	Ounces Au ('000s)
Big Bell UG	5,010	2.51	405	8,216	3.10	819	13,226	2.88	1,224	7,414	2.90	691	20,640	2.89	1,915
Big Bell Cave	6,553	1.09	229	0	0	0	6,553	1.09	229	0	0	0	6,553	1.09	229
Fender UG	111	2.91	10	168	2.62	14	280	2.74	25	157	2.54	13	437	2.67	37
Great Fingall UG	0	0.00	0	2,202	4.25	301	2,202	4.25	301	955	2.96	91	3,157	3.86	392
Golden Crown UG	0	0.00	0	540	5.25	91	540	5.25	91	2,279	3.05	224	2,819	3.47	315
Bluebird Group UG	334	3.94	42	7,251	2.99	697	7,585	3.03	739	6,644	2.59	553	14,229	2.83	1,293
Starlight UG	3,898	3.04	381	2,702	2.65	230	6,600	2.88	611	2,625	3.02	255	9,225	2.92	866
Total	15,906	2.09	1,067	21,079	3.18	2,152	36,986	2.71	3,220	20,075	2.83	1,827	57,060	2.75	5,047

Southern Goldfields Gold Operations (Rounded for reporting)															
Project	Measured			Indicated			Measured and Indicated			Inferred			Total		
	Tonnes ('000s)	Grade	Ounces Au ('000s)	Tonnes ('000s)	Grade	Ounces Au ('000s)	Tonnes ('000s)	Grade	Ounces Au ('000s)	Tonnes ('000s)	Grade	Ounces Au ('000s)	Tonnes ('000s)	Grade	Ounces Au ('000s)
Two Boys	94	5.94	18	256	3.15	26	349	3.90	44	163	5.75	30	512	4.49	74
Lake Cowan	180	1.90	11	129	1.29	5	309	1.65	16	19	1.60	1	329	1.60	17
Beta Hunt	10,435	2.37	795	13,140	2.23	944	23,575	2.29	1,739	39,975	2.27	2,914	63,550	2.28	4,653
Total	10,709	2.39	824	13,525	2.24	975	24,234	2.31	1,800	40,158	2.28	2,944	64,391	2.29	4,744

Beta Hunt Nickel Operation (Rounded for reporting)															
Project	Measured			Indicated			Measured and Indicated			Inferred			Total		
	Tonnes ('000s)	Ni (%)	NiT ('000s)	Tonnes ('000s)	Ni (%)	NiT ('000s)	Tonnes ('000s)	Ni (%)	NiT ('000s)	Tonnes ('000s)	Ni (%)	NiT ('000s)	Tonnes ('000s)	Ni (%)	NiT ('000s)
Beta Hunt	0	0.0%	0	749	2.8%	21	749	2.8%	21	499	2.7%	13	1,248	2.8%	35
Total	0	0.0%	0	749	2.8%	21	749	2.8%	21	499	2.7%	13	1,248	2.8%	35

1. See Westgold ASX Announcement dated 3 September 2025 – Resources and Reserve Statement available at www.asx.com.au. The Company confirms that it is not aware of any new information or data that materially affects the information included in that announcement and that all material assumptions and technical parameters underpinning the Mineral Resource and Ore Reserve estimates in that announcement continue to apply and have not materially changed. Refer to “Ore Reserves and Mineral Resources” section in slide 3 for the further information.

Mineral Resource Statement: Non-Operating Projects



At 30 June 2025[1]

Murchison Gold Operations (Rounded for reporting)															
Project	Measured			Indicated			Measured and Indicated				Inferred		Total		
	Tonnes ('000s)	Grade	Ounces Au ('000s)	Tonnes ('000s)	Grade	Ounces Au ('000s)	Tonnes ('000s)	Grade	Ounces Au ('000s)	Tonnes ('000s)	Grade	Ounces Au ('000s)	Tonnes ('000s)	Grade	Ounces Au ('000s)
Big Bell District	38	2.82	3	771	2.61	65	809	2.62	68	1,843	2.94	174	2,652	2.84	242
Cuddingwarra	85	1.66	5	1,600	1.63	84	1,685	1.63	88	597	1.50	29	2,282	1.59	117
Day Dawn District	58	1.73	3	1,054	1.99	68	1,112	1.98	71	1,036	1.82	60	2,148	1.90	131
Tuckabianna	267	3.54	30	3,448	2.78	308	3,715	2.84	339	2,899	2.63	245	6,614	2.75	584
Tuckabianna Stockpiles	83	2.76	7	3,648	0.71	83	3,731	0.75	90	0	0.00	0	3,731	0.75	90
Meekatharra North	0	0.00	0	97	1.98	6	97	1.98	6	75	2.11	5	172	2.04	11
Nannine	68	2.55	6	859	2.06	57	927	2.09	62	340	2.26	25	1,267	2.14	87
Paddy's Flat	376	3.67	44	10,641	1.65	564	11,017	1.72	608	2,574	1.93	160	13,591	1.76	768
Reedy's	430	3.77	52	3,225	2.58	267	3,656	2.72	319	9,191	2.54	750	12,846	2.59	1,069
Yaloginda District	53	2.62	4	4,237	1.48	202	4,290	1.50	206	5,808	1.38	257	10,098	1.43	463
Bluebird Stockpiles	132	3.13	13	0	0.00	0	132	3.13	13	0	0.00	0	132	3.13	13
Fortnum District	1,707	2.56	141	4,062	1.89	246	5,769	2.09	387	1,172	1.44	54	6,942	1.98	441
Horseshoe	0	0.00	0	1,266	2.09	85	1,266	2.09	85	183	1.43	8	1,449	2.01	93
Peak Hill	0	0.00	0	7,547	1.55	376	7,547	1.55	376	1,838	1.78	105	9,385	1.60	481
FGO Stockpiles	559	1.01	18	481	0.69	11	1,039	0.86	29	16	0.54	0	1,056	0.86	29
Total	3,857	2.64	328	42,937	1.75	2,421	46,794	1.83	2,749	27,572	2.11	1,873	74,365	1.93	4,622

Southern Goldfields Gold Operations (Rounded for reporting)															
Project	Measured			Indicated			Measured and Indicated				Inferred		Total		
	Tonnes ('000s)	Grade	Ounces Au ('000s)	Tonnes ('000s)	Grade	Ounces Au ('000s)	Tonnes ('000s)	Grade	Ounces Au ('000s)	Tonnes ('000s)	Grade	Ounces Au ('000s)	Tonnes ('000s)	Grade	Ounces Au ('000s)
HGO Central	931	2.94	88	2,442	2.74	215	3,373	2.80	303	1,519	2.91	142	4,892	2.83	445
HGO Greater	414	3.16	42	2,871	2.78	257	3,286	2.83	299	2,128	2.29	157	5,414	2.62	456
Mt Henry	11,042	1.19	424	10,172	1.16	378	21,214	1.18	802	2,565	1.28	106	23,779	1.19	907
HGO Stockpiles	1,162	0.77	29	276	0.74	7	1,439	0.77	36	0	0.00	0	1,439	0.77	36
BHO Stockpiles	9	1.88	1	0	0.00	0	9	1.88	1	0	0.00	0	9	1.88	1
Total	13,559	1.34	583	15,761	1.69	856	29,320	1.53	1,440	6,212	2.03	405	35,532	1.61	1,844

1. See Westgold ASX Announcement dated 3 September 2025 – Resources and Reserve Statement available at www.asx.com.au. In events subsequent, Westgold divested the Mt Henry-Selene project, which had associated with it a Mineral Resource of 24Mt at 1.2g/t gold for 0.9Moz contained gold and an Ore Reserve of 11.7Mt at 1.3g/t Au for 478,300oz – see ASX announcement titled “Mt Henry-Selene Gold Project Divested for \$64.6M” released to the ASX on 17 December 2025 and available at www.asx.com.au. In events subsequent, Westgold spun out its Reedy and Comet projects, which had associated with it approximately 1.2Moz of JORC-compliant Mineral Resources - Refer to Valiant Gold Limited’s (ASX:VAL) Prospectus (specifically Section 2.3 and Attachment A) dated 16 February 2026 for further information regarding the Mineral Resource estimates for the Reedy and Comet Projects. In events subsequent, Westgold agreed to divest the Peak Hill project, which had associated with it a Mineral Resource of 9.4Mt at 1.6g/t gold for 481koz contained gold – see Great Boulder’s (ASX:GBR) announcement titled “TRANSFORMATIONAL ACQUISITION OF NEIGHBOURING PEAK HILL GOLD PROJECT” released to the ASX on 4 May 2026. In events subsequent, Westgold agreed to divest the Chalice project, which had associated with it a Mineral Resource of 191koz of gold at 2.7g/t – see Corazon’s (ASX:CZN) announcement titled “Chalice Gold Project acquisition and capital raising” released to the ASX on 19 May 2026. The Company confirms that it is not aware of any new information or data that materially affects the information included in that announcement and that all material assumptions and technical parameters underpinning the Mineral Resource and Ore Reserve estimates in that announcement continue to apply and have not materially changed. Refer to “Ore Reserves and Mineral Resources” section in slide 3 for the further information.

Ore Reserves Statement: Operating Mines



At 30 June 2025[1]

Murchison Gold Operations (Rounded for reporting)									
Project	Proven			Probable			Total		
	Tonnes ('000s)	Grade	Ounces Au ('000s)	Tonnes ('000s)	Grade	Ounces Au ('000s)	Tonnes ('000s)	Grade	Ounces Au ('000s)
Big Bell UG	4,997	1.71	275	4,776	2.90	446	9,773	2.29	720
Big Bell Cave	6,553	1.09	229	0	0	0	6,553	1.09	229
Great Fingall UG	0	0.00	0	1,951	3.51	220	1,951	3.51	220
Golden Crown UG	0	0.00	0	413	3.26	43	413	3.26	43
Bluebird Group UG	154	3.65	18	6,080	2.61	510	6,234	2.64	528
Starlight UG	1,534	2.81	138	1,444	2.41	112	2,977	2.61	250
Total	13,238	1.55	661	14,664	2.82	1,331	27,902	2.22	1,992

Southern Goldfields Gold Operations (Rounded for reporting)									
Project	Proven			Probable			Total		
	Tonnes ('000s)	Grade	Ounces Au ('000s)	Tonnes ('000s)	Grade	Ounces Au ('000s)	Tonnes ('000s)	Grade	Ounces Au ('000s)
Lake Cowan	187	1.50	9	0	0.00	0	187	1.50	9
Beta Hunt	2,137	2.32	160	3,520	2.06	233	5,656	2.16	393
Total	2,324	2.26	169	3,520	2.06	233	5,844	2.14	402

1. See Westgold ASX Announcement dated 3 September 2025 – Resources and Reserve Statement available at www.asx.com.au. The Company confirms that it is not aware of any new information or data that materially affects the information included in that announcement and that all material assumptions and technical parameters underpinning the Mineral Resource and Ore Reserve estimates in that announcement continue to apply and have not materially changed. Refer to “Ore Reserves and Mineral Resources” section in slide 3 for the further information.

For personal use only

Ore Reserves Statement: Non-Operating Projects



At 30 June 2025[1]

Murchison Gold Operations (Rounded for reporting)									
Project	Proven			Probable			Total		
	Tonnes ('000s)	Grade	Ounces Au ('000s)	Tonnes ('000s)	Grade	Ounces Au ('000s)	Tonnes ('000s)	Grade	Ounces Au ('000s)
Big Bell District	0	0.00	0	75	2.76	7	75	2.76	7
Cuddingwarra	0	0.00	0	242	1.44	11	242	1.44	11
Day Dawn District	0	0.00	0	14	1.83	1	14	1.83	1
Tuckabianna	0	0.00	0	845	2.69	73	845	2.69	73
Tuckabianna Stockpiles	83	2.76	7	3,648	0.71	83	3,731	0.75	90
Nannine	0	0.00	0	262	1.93	16	262	1.93	16
Paddy's Flat	48	4.10	6	435	3.86	54	483	3.88	60
Reedy's	57	3.35	6	398	3.42	44	455	3.41	50
Bluebird Stockpiles	132	3.13	13	0	0.00	0	132	3.13	13
Fortnum District	0	0.00	0	429	1.85	26	429	1.85	26
Horseshoe	0	0.00	0	357	2.18	25	357	2.18	25
FGO Stockpiles	559	1.01	18	481	0.69	11	1,039	0.86	29
Total	879	1.81	51	7,187	1.51	350	8,066	1.55	401

Southern Goldfields Gold Operations (Rounded for reporting)									
Project	Proven			Probable			Total		
	Tonnes ('000s)	Grade	Ounces Au ('000s)	Tonnes ('000s)	Grade	Ounces Au ('000s)	Tonnes ('000s)	Grade	Ounces Au ('000s)
HGO Central	132	2.19	9	513	3.01	50	645	2.84	59
HGO Greater	258	2.35	19	1,143	3.14	116	1,401	3.00	135
Mt Henry	7,208	1.29	299	3,622	1.37	160	10,830	1.32	459
HGO Stockpiles	1,162	0.77	29	276	0.74	7	1,439	0.77	36
BHO Stockpiles	9	1.88	1	0	0.00	0	9	1.88	1
Total	8,768	1.27	357	5,554	1.85	331	14,323	1.49	688

1. See Westgold ASX Announcement dated 3 September 2025 – Resources and Reserve Statement available at www.asx.com.au. In events subsequent, Westgold divested the Mt Henry-Selene project, which had associated with it a Mineral Resource of 24Mt at 1.2g/t gold for 0.9Moz contained gold and an Ore Reserve of 11.7Mt at 1.3g/t Au for 478,300oz – see ASX announcement titled “Mt Henry-Selene Gold Project Divested for \$64.6M” released to the ASX on 17 December 2025 and available at www.asx.com.au. In events subsequent, Westgold spun out its Reedy and Comet projects, which had associated with it approximately 1.2Moz of JORC-compliant Mineral Resources - Refer to Valiant Gold Limited’s (ASX:VAL) Prospectus (specifically Section 2.3 and Attachment A) dated 16 February 2026 for further information regarding the Mineral Resource estimates for the Reedy and Comet Projects. In events subsequent, Westgold agreed to divest the Peak Hill project, which had associated with it a Mineral Resource of 9.4Mt at 1.6g/t gold for 481koz contained gold – see Great Boulder’s (ASX:GBR) announcement titled “TRANSFORMATIONAL ACQUISITION OF NEIGHBOURING PEAK HILL GOLD PROJECT” released to the ASX on 4 May 2026. In events subsequent, Westgold agreed to divest the Chalice project, which had associated with it a Mineral Resource of 191koz of gold at 2.7g/t – see Corazon’s (ASX:CZN) announcement titled “Chalice Gold Project acquisition and capital raising” released to the ASX on 19 May 2026. The Company confirms that it is not aware of any new information or data that materially affects the information included in that announcement and that all material assumptions and technical parameters underpinning the Mineral Resource and Ore Reserve estimates in that announcement continue to apply and have not materially changed. Refer to “Ore Reserves and Mineral Resources” section in slide 3 for the further information.

Sources

Company	Market Cap (A\$M)	Market Cap Source	YTD FY26 production (koz)	YTD Source
Northern Star Resources Ltd	30,941.03	Nasdaq IR Insight (13 May 2026)	1115.696	Company ASX announcement titled "March 2026 Quarterly Activities Report dated 22-Apr-26
Evolution Mining	27,216.61	Nasdaq IR Insight (13 May 2026)	535.073	Company ASX announcement titled "March 2026 Quarterly Report dated 15-Apr-26
Regis Resources	5,202.32	Nasdaq IR Insight (13 May 2026)	277.509	Company ASX announcement titled "Quarterly Activities Report dated 23-Apr-26
Perseus Mining Ltd	7,592.63	Nasdaq IR Insight (13 May 2026)	295.985	Company ASX announcement titled "March Quarterly Report dated 23-Apr-26
Ramelius Resources	6,798.48	Nasdaq IR Insight (13 May 2026)	138.716	Company ASX announcement titled "March 2026 Quarterly Report and AISC Guidance Update dated 29-Apr-26
Capricorn Metals Ltd	6,467.84	Nasdaq IR Insight (13 May 2026)	93.152	Company ASX announcement titled "Quarterly Activities/Appendix 5B Cash Flow Report dated 29-Apr-26
Vault Minerals Ltd.	4,986.61	Nasdaq IR Insight (13 May 2026)	247.203	Company ASX announcement titled "Quarterly Activities Report dated 22-Apr-26
Westgold Resources Limited	5,357.19	Nasdaq IR Insight (13 May 2026)	288.5	Company ASX announcement titled "March 2026 Quarterly Results dated 29-Apr-26
Greatland Resources Limited	9,830.16	Nasdaq IR Insight (13 May 2026)	249.887	Company ASX announcement titled "March 2026 Quarterly Activities Report dated 28-Apr-26
Genesis Minerals Ltd.	7,585.06	Nasdaq IR Insight (13 May 2026)	214.636	Company ASX announcement titled "Quarterly Activities Report - March 2026 dated 16-Apr-26