

Notice of Investor Presentation

Pharmx Technologies Limited (ASX: PHX) (Pharmx) will be presenting at Planet Microcap: Las Vegas powered by MicroCapClub.

Attached is the presentation that will be discussed, including an overview of how the company is delivering on its growth strategy.

The conference runs from 16-18 June 2026. Pharmx CEO, Tom Culver, will be presenting on 17 June 2026 at 12.00pm Las Vegas Time, at Bellagio Hotel and Casino.

ENDS

This announcement has been authorised for lodgement by the CEO

For further information contact:

Tom Culver
Chief Executive Officer
investor.relations@pharmx.com.au

About Pharmx Technologies Limited

Pharmx is ANZ's leading pharmacy ordering platform, providing essential infrastructure for seamless ordering and inventory management. By connecting the largest network of pharmacies, suppliers, and technology vendors, Pharmx facilitates approximately \$20 billion in transactions annually through its robust, high-availability technology platform – driving efficient operations, seamless connectivity, and valuable insights across its ordering, invoicing, and analytics solutions.

Operating in a dynamic and evolving market, Pharmx is positioned for sustained growth, driven by population growth, demographic shifts, and regulatory changes. With a strategic focus on expanding its addressable market, Pharmx leverages its extensive network, proprietary pharma-tech, and advanced data capabilities to unlock new revenue opportunities and enhance healthcare outcomes across Australia and New Zealand.

Internal use only



Subscribe to investor updates

pharmx

Investor Presentation

PHARMX TECHNOLOGIES LIMITED (ASX:PHX)

June 2026

Prepared by Pharmx Technologies Limited



NOTICE & DISCLAIMER

This presentation has been prepared by Pharmx Technologies Limited (Pharmx or the Company or PHX). It should not be considered as an offer or invitation to subscribe for, or purchase any shares in PHX, or as an inducement to purchase any shares in Pharmx. No agreement to subscribe for securities in Pharmx will be entered into on the basis of this presentation or any information, opinions or conclusions expressed in the course of this presentation.

This presentation is not a prospectus, product disclosure document, or other offering document under Australian law or under the law of any other jurisdiction. It has been prepared for information purposes only. This presentation contains general summary information and does not take into account the investment objectives, financial situation and particular needs of an individual investor. It is not a financial product advice and the Company is not licensed to, and does not provide, financial advice.

This presentation may contain forward-looking statements which are identified by words such as 'may', 'could', 'believes', 'estimates', 'targets', 'expects', or 'intends' and other similar words that involve risks and uncertainties. These statements are based on an assessment of past and present economic and operating conditions, and on a number of assumptions regarding future events and actions that, as at the date of this presentation, are expected to take place. Such forward-looking statements do not guarantee of future performance and involve known and unknown risks, uncertainties, assumptions and other important factors many of which are beyond the control of the Company, its Directors and management.

Although the Company believes that the expectations reflected in the forward-looking statements included in this presentation are reasonable, none of the Company, its Directors or officers can give, or gives, any assurance that the results, performance or achievements expressed or implied by the forward-looking statements contained in this document will actually occur or that the assumptions on which those statements are based are exhaustive or will prove to be correct beyond the date of its making.

Readers are cautioned not to place undue reliance on these forward-looking statements. Except to the extent required by law, the Company has no intention to update or revise forward-looking statements, or to publish prospective financial information in the future, regardless of whether new information, future events or any other factors affect the information contained in this presentation.

Readers should make their own independent assessment of the information and take their own independent professional advice in relation to the information and any proposed action to be taken on the basis of the information. To the maximum extent permitted by law, the Company and its professional advisors and their related bodies corporate, affiliates and each of their respective directors, officers, management, employees, advisers and agents and any other person involved in the preparation of this presentation disclaim all liability and responsibility (including without limitation and liability arising from fault or negligence) for any direct or indirect loss or damage which may arise or be suffered through use of or reliance on anything contained in, or omitted from, this presentation. Neither the Company nor its advisors have any responsibility or obligation to update this presentation or inform the reader of any matter arising or coming to their notice after the date of this presentation document which may affect any matter referred to in the presentation.



NOTICE & DISCLAIMER CONTINUED

Financial and other information continued

Investors should be aware that certain financial measures included in this Presentation are 'non-IFRS financial information' under ASIC Regulatory Guide 230: 'Disclosing non-IFRS financial information' published by ASIC and also 'non-GAAP financial measures' within the meaning of Regulation G under the U.S. Securities Exchange Act of 1934, as amended, and are not recognised under AAS and International Financial Reporting Standards (IFRS). Such non-IFRS financial information/non-GAAP financial measures do not have a standardised meaning prescribed by AAS or IFRS. Therefore, the non-IFRS financial information may not be comparable to similarly titled measures presented by other entities and should not be construed as an alternative to other financial measures determined in accordance with AAS or IFRS. Although Pharmx believes these non-IFRS financial information/non-GAAP financial measures provide useful information to investors in measuring the financial performance and condition of its business, investors must not place undue reliance on any non-IFRS financial information/non-GAAP financial measures included in this Presentation.

Certain figures, amounts, percentages, estimates, calculations of value and fractions provided in this Presentation are subject to the effect of rounding. Accordingly, the actual calculation of these figures may differ from the figures set out in this Presentation.

Future performance and forward-looking statements

This Presentation contains certain forward-looking statements, which include, but are not limited to, words such as "expect", "anticipate", "estimate", "intend", "believe", "guidance", "should", "could", "may", "will", "predict", "plan", "propose", "likely", "target" and other similar expressions that are intended to identify forward-looking statements. Indications of, and guidance or outlook on, future earnings and financial position and performance are also forward-looking statements. Forward-looking statements are usually predictive in character, may be affected by inaccurate assumptions or unknown risks and uncertainties, or may differ materially from results ultimately achieved. As such, these statements should not be relied upon when making investment decisions.

Forward-looking statements, opinions and estimates provided in this Presentation are based on assumptions and contingencies that are subject to change without notice and involve known and unknown risks and uncertainties (included in slides 11 of this Presentation) and other factors that are beyond the control of the Limited Parties. This includes statements about market and industry trends, which are based on interpretations of current market conditions.

Forward-looking statements are provided as a general guide only and should not be relied upon as an indication or guarantee of future performance. Actual results, performance or achievements may differ materially from those expressed or implied in such statements and any projections and assumptions on which these statements are based. These statements may assume the success of Pharmx's business strategies. The success of any of those strategies may not be realised in the period for which the forward-looking statement may have been prepared or otherwise. Investors are strongly cautioned not to place undue reliance on forward-looking statements, particularly given the current economic climate and geopolitical tensions, including ongoing conflicts in Ukraine and the Middle East. No representation or warranty, express or implied, is made as to the accuracy, likelihood of achievement or reasonableness of any forecasts, prospects, returns or statements in relation to future matters contained in this Presentation. The forward-looking statements are based on information available to Pharmx as at the date of this Presentation.

Time

All references to time in this Presentation are to Australian Eastern Standard Time (AEST), unless otherwise indicated.



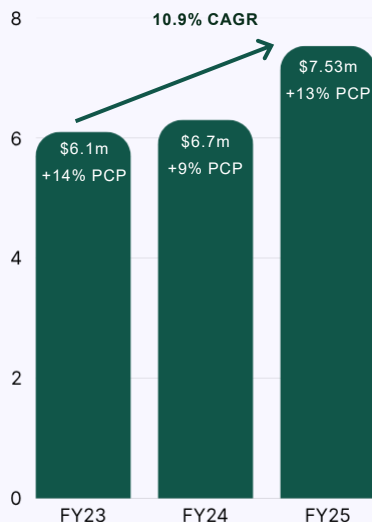
THE COMPANY

Company Snapshot

Snapshot

ASX	PHX
Market cap*	\$85.7m
Share price*	\$0.13
Shares on issue*	659.5m
Cash at bank**	\$3.2m

Revenue growth***



Top 10 shareholders (67.4%)*

Entity name	Total shares	Stake
Lujeta Pty Ltd	99.9m	15.14
BNPParibas Nominees Pty Ltd	71.8m	10.89
Arrotex Investments Holding 1	60.0m	9.10
CW Retail Holdings Pty Ltd	59.9m	9.09
BNP Paribas Noms	34.9m	5.30
J P Morgan Nominees Australia	30.4m	4.61
HSBC Custody Nominees	28.6m	4.33
Mersault Pty Ltd	26.8m	4.06
HSBC Custody Nominees	17.8m	2.71
Mr David Gerald Manuel	14.7m	2.22



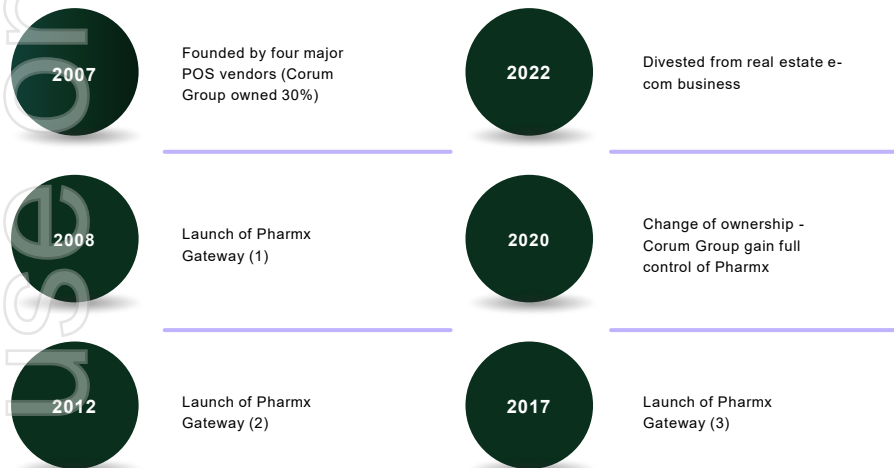
OUR HISTORY

20 years of seamless trade and trusted connectivity

For 20 years, the Pharmx Gateway has enabled seamless trade and scaled connectivity through standardised protocols, increasing efficiency and accuracy for the market.

Prior to the current transformation phase, Pharmx consisted of fragmented systems resulting in deficiencies in the offering, along with operational and growth inefficiencies.

PHX connects +99% of ANZ pharmacies with all major suppliers and technology vendors. Facilitating ~A\$23 billion in trade via +300m invoice lines per annum. We drive efficient operations, seamless connectivity, and valuable insights for Sellers and Buyers.



ASX: PHX

A vertical timeline for ASX: PHX milestones from 2023 to 2026. Each year is marked with a dark green circle containing the year, followed by a horizontal line and a list of key events.

- 2023**:
 - Corum Health divested
 - Pharmacy software business unit sold to Jonas Software
 - Development team in-housed
 - Launch of PharmXchange
- 2024**:
 - New strategy implemented
 - New brand and positioning
 - YoY revenue growth of +16%
- 2025**:
 - Launch of Single Platform:
 - Supplier Portal
 - Pharmacy Portal
 - StockView
 - Marketplace
 - AI enabled Analytics
- 2026**:
 - Sigma | Chemist Warehouse strategic alliance established.
 - Marketplace expansion.
 - Development of Gateway (5)
 - AI-enabled analytics and gateway expansion.

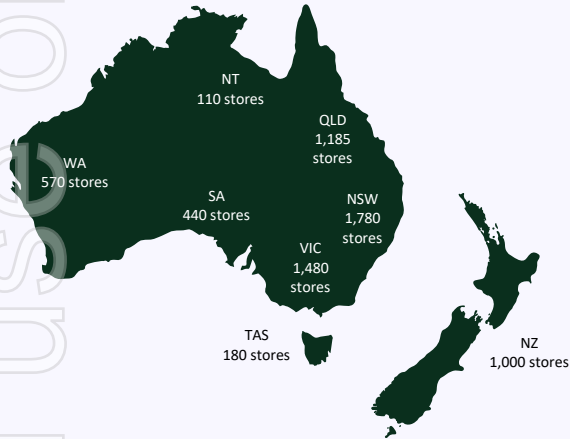


ANZ PHARMACY MARKET

A broad, growing market.

AU-NZ retail pharmacy market \$25b in 2023, forecasted to grow at **7.6% CAGR**, reaching \$38b by 2030.

~7,000 ANZ Pharmacies



Market supply



Wholesalers: CSO dominate prescription pharma distribution and rely on government-funded, fixed CSO pool as well as distribute wholesale retail goods.



Distributors and Suppliers: Hundreds internationally. Increasingly diversifying the available range and leveraging 3PL logistics solutions.



Technology vendors: Dozens nationwide, with ~20 major POS/ERP vendors plus numerous specialty vendors.

Pharmacy

Various ownership structures including Corporate banner groups, buying groups, Independent owner-operators and Hospital pharmacies



Regulatory & structural controls

- **Pharmaceutical Benefits Scheme (PBS):** Regulates pricing, rebates and sets mark-ups for PBS.
- **Community Pharmacy Agreements:** Negotiated between Government and Pharmacy Guild shaping dispensing fees, PBS remuneration, and professional services payments.
- **Regulated ownership limits:** Laws restrict ownership of pharmacies to pharmacists; corporate brands operate via franchising/ licensing, e.g. Chemist Warehouse structure.
- **Exclusive dispensing rights:** Only community and hospital pharmacies can dispense prescription medicines - preventing supermarkets or online giants entering prescription market.

Driving insights



Demographics & chronic disease trends are changing product and service needs across the sector.



Customer habits reshaping demand with an increase for retail sales, diversifying and broadening product supplies.

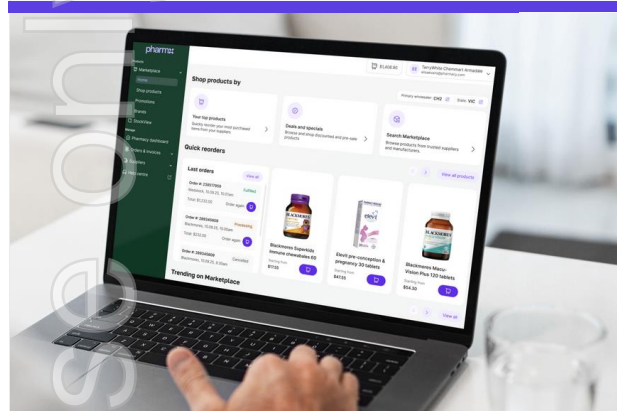


Increased digitisation and data needs to drive supply chain, sales and manufacturing optimisation.



pharmx today

A fully integrated and highly efficient pharmacy technology provider with unrivalled reach, capability and opportunity for revenue growth and scale.



ANZ's most reliable, integrated ordering network, used by **99%** of ANZ pharmacies and responsible for over **\$23bn** in transaction flow.



ANZ's largest pharmacy network offering **mission critical infrastructure** to all major parties and government agencies. Supported by industry leading strategic partners and investors (Sigma (ASX:SIG and Arrotex)



A provider of an increasing range of customer orientated owned and partner solutions from **Analytics to Trade Marketing and Tech Services.**



OUR POSITION

Critical infrastructure supporting industry trade

ANZ's most reliable, integrated ordering network, used by 99% of ANZ pharmacies and responsible for over \$23bn in transaction flow. Offering mission critical infrastructure to all major parties and government agencies.

Internal use only





WHERE WE ARE NOW

A full-service platform – EDI, Marketplace, Data and Services on one stack

One platform, multiple customer surfaces, one canonical data layer.

Pharmx Gateway

The trust backbone of ANZ pharmacy

- ANZ's most reliable, integrated ordering network, used by **99%** of ANZ pharmacies and responsible for over **\$23bn** in transaction flow across **300m** order lines p.a
- AI Native Gateway 5 modernisation program under way
- Vertical integration and international expansion roadmap

Subscription + per-account + vertical commissions

Marketplace

Engine of revenue diversification

- Modern, mobile-optimised ANZ pharmacy ordering
- 40,000+ SKUs; 80%+ availability from day one
- Multi-cart checkout, embedded analytics, promotions
- One-stop-shop for pharmacies; new channel for suppliers

Invoice-linked commission

Data & Analytics

Real-time insights: suppliers and pharmacies

- AI-native data platform; real-time dynamics
- Unmatched quality, accuracy and security
- Unrealised revenue · Product catalogue · Supply chain
- Health & industry reports for cross-sector use

Subscription + usage fees

Supporting activities: partner integrations, AI modernisation of internal operations and product, trade marketing & tech services.



WHERE WE CAME FROM

Strong foundation with limited services and limited revenue

Prior to the current transformation phase, Pharmx consisted of fragmented systems resulting in deficiencies in the offering, along with operational and growth inefficiencies.

FORMATION

- Founded 2006 by four major ANZ pharmacy POS vendors
- Corum Group held an initial 30% stake, then acquired the remaining interests in 2020. Corum Health was fully divested in 2023, with PHX as the sole owning, listed entity.
- Built to standardise pharmacy ordering EDI

LIMITED SERVICE SET

- Core product: EDI gateway for orders, invoices and dispatches
- Marketplace, analytics and partner services not yet productised
- Platform data largely unused

FEE-BASED REVENUE MODEL

- Predominantly fixed account fees (~\$15 per pharmacy account / month, paid by suppliers)
- Pharmacy typically active with ~7 suppliers / month
- Variable fees ~20%: volume-based pricing on invoiced value, or on documents / document-lines processed
- Stable and predictable — but capped at account count, not transaction value

THE EDI MOAT

2025

\$23bn

Annual GTV through the network, generating ~\$7m ARR.

REVENUE MIX (FY25)





STRATEGY ENABLERS

Strategy enablers to accelerate growth across platforms

Complete

1. ANCHOR ALLIANCE PARTNER

Sigma Healthcare · Chemist Warehouse Group (ASX:SIG)

Preferred EDI & growth partner (AU & NZ) · ~10% strategic shareholder · 5-year wholesale EDI renewal · Board representation · Multiple projects underway.

In progress

2. MARKETPLACE SCALING PARTNER

TBC – Industry vendor partner

Joint venture embedding an advanced replenishment and reconciliation engine into Single Platform — suggested orders, low-stock signals, shared revenue, ANZ exclusive.

In development

3. ADVANCED ANALYTICS PARTNER

TBC – Industry Analytics partners

Joint commercialisation of platform data — premium analytics, demand signals and supplier insights for ANZ pharmacy and beyond.

In development

4. INTERNATIONAL EXPANSION PARTNER

TBC – Key Supplier side partner

Anchor relationship to support the international expansion roadmap — Ireland and UK as priority adjacent markets.

5. AI AS A STRATEGY ACCELERATOR

AI program to drive efficiency, engineering velocity and platform extensibility and evolution.

In development



THE OPPORTUNITY · AUSTRALIA

Large opportunity to change the revenue profile of Pharmx

The three solutions across the common platform enable Pharmx to scale in step with strategic partners, across Gateway, Marketplace and Analytics.

Gateway / EDI

Vertical integration & international expansion

TAM

\$823m

Combined existing, vertical and international supply chain opportunity

SAM

\$266m

Priority markets within near-term focus, and removing groups with limited growth

SOM

\$25m

Priority markets and target cohort + active supplier base

Marketplace

Commission on AU pharmacy procurement

TAM

\$240m

Total AU GTV × commission at scale

SAM

\$141m

Realistic addressable share of AU GTV

SOM

\$21m

Target cohort at blended fee

Analytics & Data

AU data services on platform volumes

TAM

\$725m

AU pharmacy data services opportunity

SAM

\$205m

Realistic share of AU DaaS market

SOM

\$12m

Current near-term DaaS capture

TAM: Total Addressable Market; SAM: Serviceable Addressable Market; SOM: Serviceable Obtainable Market

CALCULATION SUMMARY

Gateway TAM = 6-market supply chain GTV × 0.05% take-rate, combined with AU pharmacies × 500 suppliers × fee rate · Marketplace TAM = AU GTV × scaled commission · Analytics TAM = AU pharmacy DaaS opportunity · SAM/SOM use realistic capture



GATEWAY OPPORTUNITY · SNAPSHOT

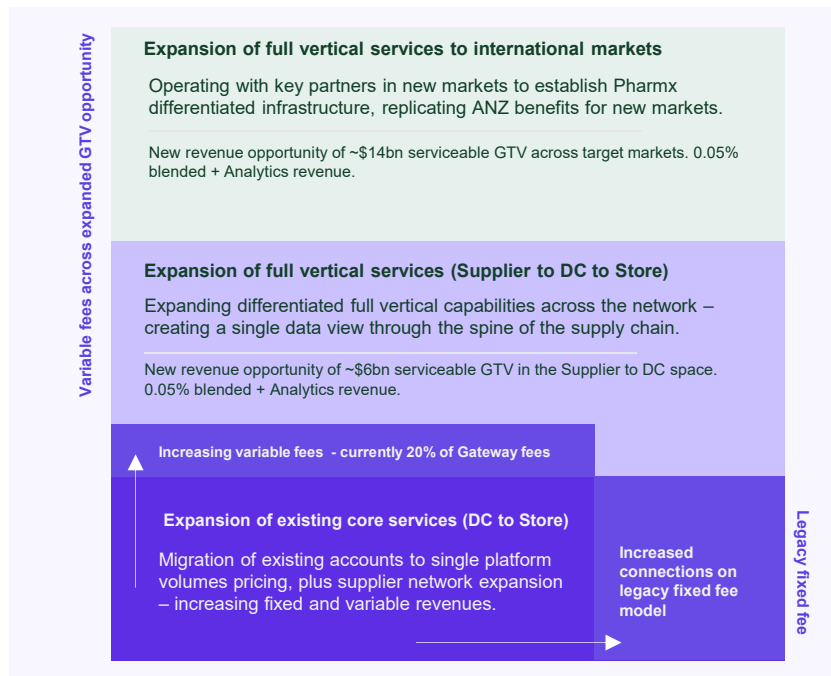
AI led Gateway program, turning infrastructure to a truth layer

What is Gateway?

- Industry specific critical infrastructure enabling industry scale through standardised network protocols.
- By connecting more than 99% of ANZ pharmacies with suppliers of more than 120,000+ products, and technology vendors, Pharmx facilitates more than A\$23 billion in transactions via 300m invoice lines per annum through its high-availability platform, driving efficient operations, seamless connectivity, and valuable insights across ordering, e-invoicing, and analytics solutions.

Gateway modernization and expansion.

- Gateway 5 enables simplified, industry-wide workflows, replacing mature EDI, elevating Pharmx into the industry *truth layer* via an end-to-end supply chain canonical data layer.
- An AI-native, agent-ready ingestion system supporting a modern self service configuration platform to replace mature systems, reducing supplier onboarding from weeks to hours and enabling cross sector scale.
- Supporting vertical integration — supplier-to-DC + DC-to-pharmacy as one chain - and internationalization of full vertical gateway solutions.
- AI makes that truth usable: any format in, structured, queryable, commercialisable. Customers buy what the truth enables: identity, analytics, credit, compliance, intelligence. The pipe becomes the foundation, not the product.





MARKETPLACE OPPORTUNITY · SNAPSHOT

Marketplace opportunity

What is Marketplace?

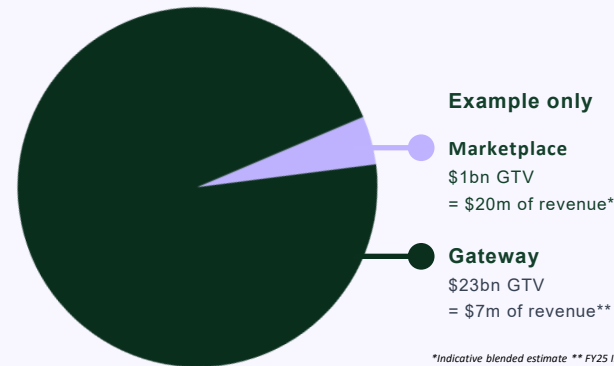
- Modern, mobile-optimised ordering platform for Australian pharmacies
- Features multi-cart checkout based on terms and pricing, embedded analytics, and promotional capability.

Why Marketplace?

- Delivers a 'one stop shop' ordering experience to Pharmacies. Solving key customer pain points in range, pricing, stock visibility, and reordering.
- Unlocks a new digital engagement channel for suppliers, with scalable reach
- Diversifies and accelerates Pharmx's revenue streams, introducing volume- based pricing linked GTV.

Strong Traction Since Launch in November 2025

- As at the end of March 2026, Pharmx has 1,350 registered pharmacies on the platform.
- Marketplace momentum accelerated materially, with the quarter ending March 2026 achieving an average of 57% month-on-month GTV growth. April GTV was over \$1.8M, up 42% on March.
- To date, the Marketplace strategy is focused on a core "target cohort" of pharmacies that can place at least 90% of usual orders through Pharmx based on current supplier coverage. Within this target cohort, the metrics in the March 2026 quarter were strong: 36% average month-on-month active user growth, 88% monthly repeat purchase rate, 17.4 orders per month, and average monthly spend of ~\$43,000.
- Across total Marketplace customers, average monthly GTV growth for the March quarter was 57%, monthly repeat purchase rate was 44%, purchase frequency was 4.5 orders per month, and average monthly spend was approximately \$15,000.
- The highest individual pharmacy monthly spend was approximately \$200,000, showing that some pharmacies are already using the platform for meaningful purchasing volumes.
- The platform increasingly resonates with both suppliers and pharmacies as a result of ongoing enhancements, an increase in suppliers and customer confidence, plus an expanded CSM function.



What's next?

- Head office & rep ordering
- Mobile ordering
- White label solutions
- Advanced auto-replenishment
- Advertising
- Payments
- Paid analytics



WHAT WE'RE DOING NEXT

Four growth workstreams over the next 24 months



Gateway · modernise & internationalise

- Modernise the platform to AI native Gateway 5
- Vertical integration **within Pharmacy supply chain**
- International expansion priority



Marketplace Expansion

- Increase GTV per pharmacy and increase cohort size
- Wholesaler and supplier expansion on-platform
- Platform optimisation: automation, data, advertising, payments
- Target: \$100m annualised GTV run rate within 12 months



Supplier Expansion

- Grow direct supplier count via the Gateway and Marketplace
- Category-specific targets driving high-value GTV
- Vertical integration to bring upstream supplier flows on-platform
- Expand partnership and trade-marketing revenue



Data & analytics

- Embedded AI-driven data solutions
- Demand-planning and forecasting services
- Product catalogue and master data services
- Scale recurring data-as-a-service revenue



MILESTONES · GROWTH OUTCOMES

Forward looking growth and margin expansion targeted

FY27 and beyond we expect to see strong increases in revenue, coupled with margin expansion across the product suits.

Strategic milestones

Marketplace growth

Increase GTV per pharmacy to target and increase cohort size through supplier expansion on-platform

Gateway vertical and internation expansion

Operational full vertical Gateway solution and initial establishment of international footprint. Support key partner expansion and expanded supplier network

Analytics growth

Rollout of Partner led Analytics solutions for Supply and Buy side.

Gateway 5

Rollout of Gateway 5 with core customer based, commenced depreciation program of legacy platforms.

M&A

Target transactions to accelerate strategic outcomes.

Pathway to growth

Capability expansion for acceleration

Including growing Commercial, Development, AI, Project, and Strategic skillsets

High growth outcomes

Achievement of half of SOM (slide 12) across 3 core pillars delivers a compound annual growth rate on revenue of ~50% over the next 3 years.

Expanded margins

Increasing EBITDA Margin over the next 3 years (targeting sustainable double-digit margin) while progressing towards the SOM (see slide 12)

Improved working capital position

Sufficient working capital to fund growth opportunities



WHY PHARMX

Investment summary



Strong year-on-year performance with continued uplifts in revenue & activity across all key metrics.



Clear market leadership; dominant independent ordering network, delivering essential pharmacy services & infrastructure.



Key Strategic Alliances and partnership strategy to drive growth.



Strong growth agenda, supported by industry tailwinds, strategic roadmap, and an expert team.



Solid foundation established to drive accelerated growth over the coming years.



Well-managed cost base delivering margin and earnings uplift.



Highly efficient business with a proven record of disciplined execution.



Operating in a high-potential market with significant growth opportunities.

mal use only

Appendix



STRATEGIC ALLIANCE OVERVIEW

Sigma strategic alliance

Established a multi-year strategic partnership with Sigma | Chemist Warehouse, positioning Pharmx as a key technology and growth partner, whilst reinforcing Pharmx's strategy and our role as the leading independent, whole-of-market platform underpinning pharmacy supply chain.

Strategic Alliance *(What we agreed)*

- Multi-year strategic partnership with Sigma | Chemist Warehouse
- Pharmx appointed preferred EDI and growth partner for Sigma wholesale and CWH retail across Australia & New Zealand
- Uptake of Part A and Part B services
- **Part A** – Optimisation of existing services, NZ Expansion and Analytics solutions
- **Part B** – International markets, Marketplace etc
- 5-year renewal of Sigma wholesale EDI agreement
- Sigma to acquire ~10% equity stake (59.95m shares)
- Sigma to appoint a Pharmx Board representative
- Pathway for Sigma to increase ownership to up to 19.9% over the term
- Shares subject to 3-year escrow

Strategic Impact *(Why it matters)*

Opportunity to materially change the profile of the Pharmx business via an equity backed partnership with an ASX top 20 company with a global expansion strategy.

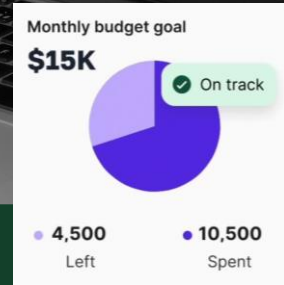
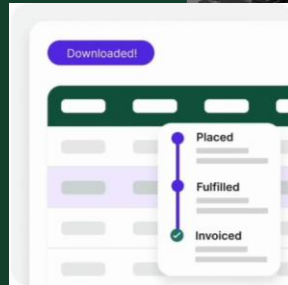
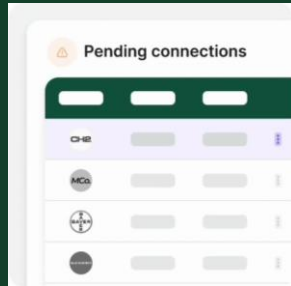
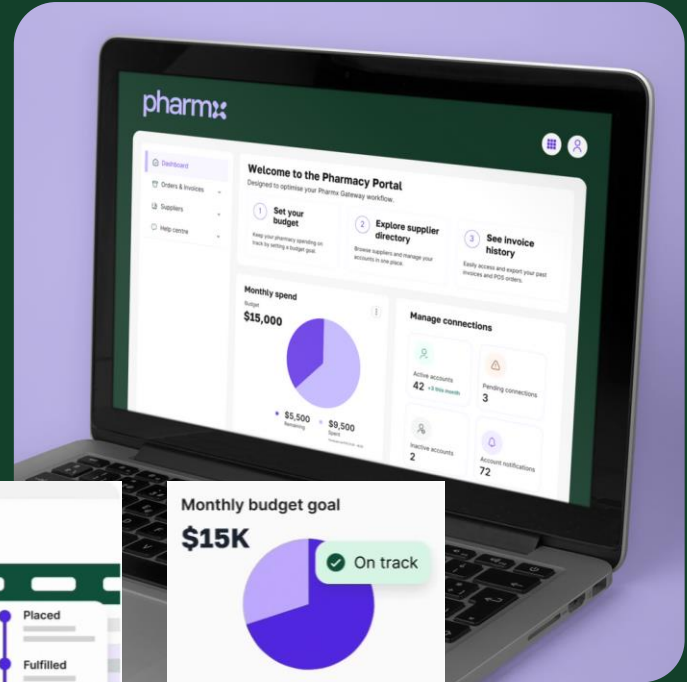
This partnership:

- Secures our core business with a major customer and strengthens ANZ footprint
- Validates and accelerates Single Platform strategy (Gateway, Marketplace and Analytics with the potential to embed solutions through the spine of the supply chain to reduce cost, improve industry compliance, lift sales performance and reduce fees, whilst expanding revenue generation
- Provides opportunity for vertical and international expansion
- Expands Marketplace and ordering opportunities
- Unlocks partner led data & analytics opportunities at a national and global scale



Pharmacy Portal

A centralised platform giving ready access to order and invoice history, real-time spending insights, and seamless account management.

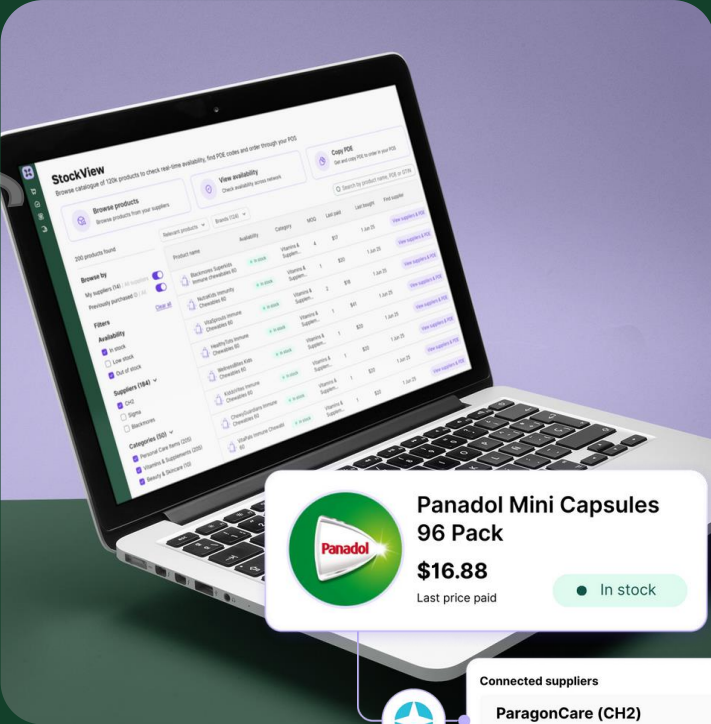





Pharmacy Portal

STOCKVIEW

Universal stock availability tool providing the only whole of market consolidated view of stock.





Panadol Mini Capsules
96 Pack
\$16.88
Last price paid

● In stock



Connected suppliers

ParagonCare (CH2)

● In stock **\$16.88** [Buy now](#)



Other suppliers

Symbion

● Low stock **\$16.88** [Connect](#)

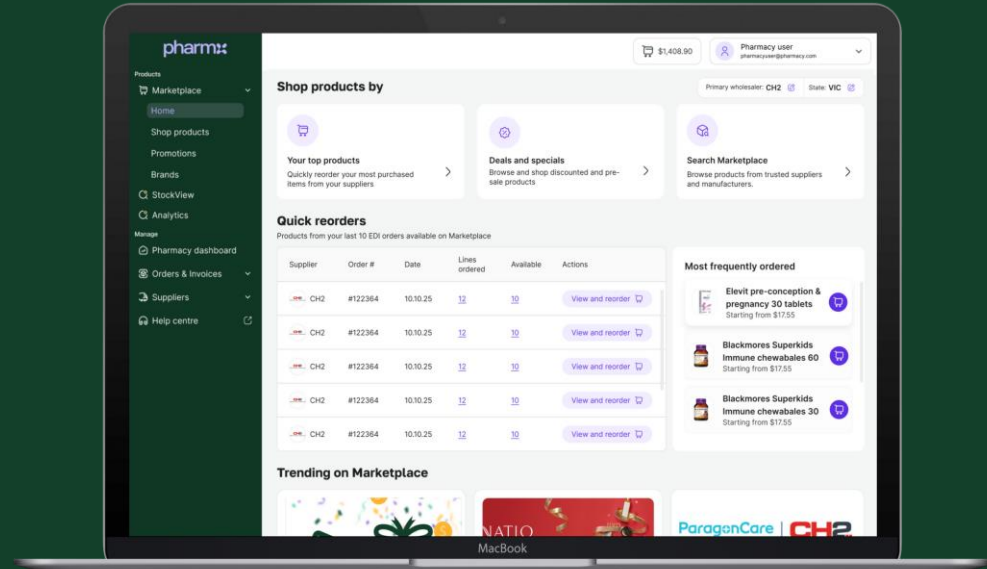
Internal use only



Pharmacy Portal

MARKETPLACE

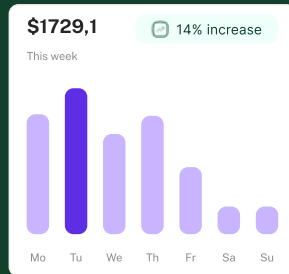
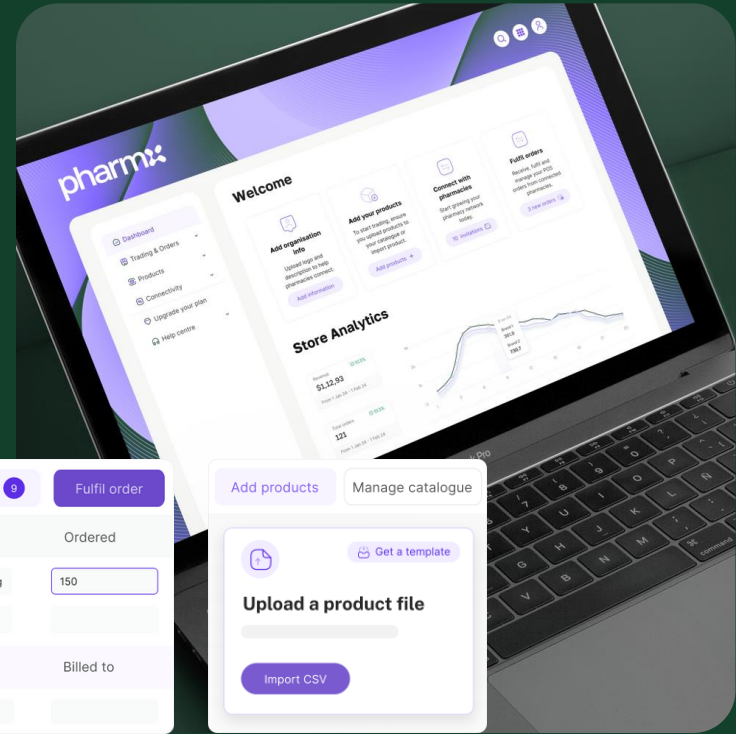
Marketplace brings together over 40,000 SKUs from hundreds of leading suppliers and manufacturers, including the complete ParagonCare (CH2) range, providing a comprehensive pharmacy procurement platform.





Supplier Portal

SaaS platform - self service onboarding critical for supplier growth, vertical and international market expansion.



New orders 9 **Fulfill order**

Product line: Ordered

Ibuprofen 200mg:

Ships to: Billed to

Add products **Manage catalogue**

Upload a product file

Import CSV

Internal use only

pharmx

ASX:PHX

Thank you

Pharmx Technologies Limited (ASX:PHX)

investor.relations@pharmx.com.au

Level 7, 1 Castlereagh Street, Sydney NSW 2000